LUMINAIRE PHOTOMETRIC TEST REPORT

Test:U:120.6V I:0.0972A P:11.48W PF:0.9785 Lamp Flux:1461.87x1 lm		
NAME:	TYPE:	WEIGHT:
SPEC.:	DIM.:	SERIAL No.:
MFR.:	SUR.:	Shielding Angle:

DATA OF LAMP		PHOTOMETRIC DATA Eff: 127.39 lm/W			
MODEL	PT-CDL-SMD-22-DD-5C3P-4-12w-4000k	Imax(cd)	624.8	S/MH(C0/180)	1.22
NOMINAL POWER(W)	12	LOR(%)	100.0	S/MH(C90/270)	1.18
RATED VOLTAGE(V)	120	TOTAL FLUX(lm)	1461.9	η UP,DN(C0-180)	0.0,51.1
NOMINAL FLUX(lm)	1461.87	CIE CLASS	DIRECT	η UP,DN(C180-360)	0.0,48.9
LAMPS INSIDE	1	η up(%)	0.0	CIBSE SHR NOM	1.25
TEST VOLTAGE(V)	120	η down(%)	100.0	CIBSE SHR MAX	1.35

LUMINOUS INTENSITY DISTRIBUTION DIAGRAM

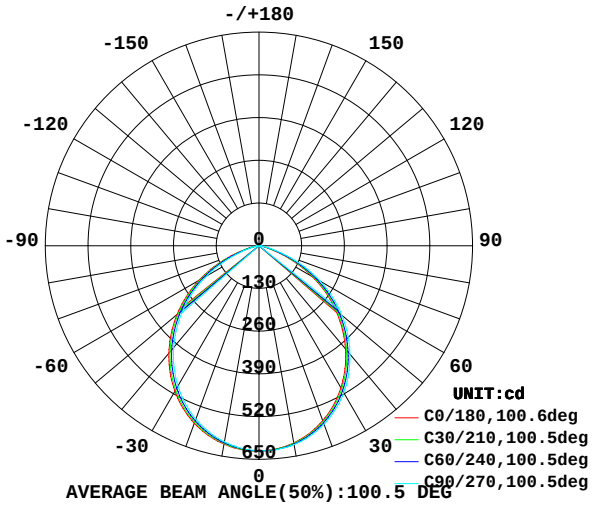

AVERAGE BEAM ANGLE(50%):100.5 DEG

C0 PLANE ISOLUX DIAGRAM (UNIT:lx)

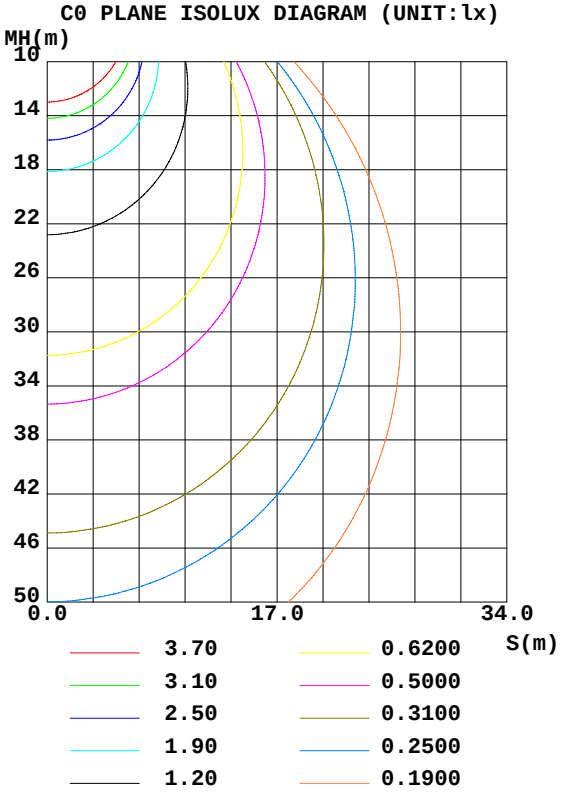

C Range: 0 - 360DEG
C Interval: 30.0DEG
Test Speed: HIGH
Temperature:25.3DEG
Operators:
Test Date:21 September 2026

γ Range: 0 - 180DEG
γ Interval: 1.0DEG
Test System:EVERFINE GO-2000A_V1 SYSTEM V2.0.295
Humidity:65.0%
Test Distance:14.200m [K=1.0000]
Remarks:

ZONAL FLUX DIAGRAM

ZONAL FLUX DIAGRAM:

γ	C0	C45	C90	C135	C180	C225	C270	C315	γ	Φ zone	Φ total	%lum,lamp
10	609.3	611.5	614.5	615.3	612.8	610.0	606.0	604.9	0- 10	58.93	58.93	4.03,4.03
20	566.6	571.9	578.1	579.7	575.2	569.1	562.0	559.6	10- 20	167.4	226.3	15.5,15.5
30	498.9	506.2	515.6	518.7	511.7	503.9	493.1	489.9	20- 30	248.8	475.1	32.5,32.5
40	409.6	418.5	430.5	434.9	426.6	417.4	404.0	399.5	30- 40	289.5	764.6	52.3,52.3
50	304.5	314.8	329.1	334.7	325.8	315.5	300.4	294.4	40- 50	283.4	1048	71.7,71.7
60	187.0	198.0	214.6	221.3	211.8	200.9	184.4	176.9	50- 60	230.6	1278	87.5,87.5
70	67.88	76.81	92.16	99.35	90.80	81.34	67.16	60.71	60- 70	136.7	1415	96.8,96.8
80	11.42	13.42	16.87	19.00	16.66	14.41	10.87	9.636	70- 80	41.45	1457	99.6,99.6
90	0	0	0	0	0	0	0	0	80- 90	5.230	1462	100,100
100	0	0	0	0	0	0	0	0	90-100	0	1462	100,100
110	0	0	0	0	0	0	0	0	100-110	0	1462	100,100
120	0	0	0	0	0	0	0	0	110-120	0	1462	100,100
130	0	0	0	0	0	0	0	0	120-130	0	1462	100,100
140	0	0	0	0	0	0	0	0	130-140	0	1462	100,100
150	0	0	0	0	0	0	0	0	140-150	0	1462	100,100
160	0	0	0	0	0	0	0	0.0002	150-160	0.0000	1462	100,100
170	0.2810	0.2545	0.2146	0.2208	0.2410	0.2879	0.3478	0.2945	160-170	0.0266	1462	100,100
180	0.4551	0.4752	0.4685	0.4886	0.4819	0.4752	0.4685	0.4886	170-180	0.0341	1462	100,100
DEG	LUMINOUS INTENSITY:cd									UNIT:lm		

C Range: 0 - 360DEG
C Interval: 30.0DEG
Test Speed: HIGH
Temperature:25.3DEG
Operators:
Test Date:21 September 2026

γ Range: 0 - 180DEG
γ Interval: 1.0DEG
Test System:EVERFINE GO-2000A_V1 SYSTEM V2.0.295
Humidity:65.0%
Test Distance:14.200m [K=1.0000]
Remarks:

CU AND LUMINAIRE BUDGETARY ESTIMATE DIAGRAM

Test:U:120.6V I:0.0972A P:11.48W PF:0.9785 Lamp Flux:1461.87x1 lm		
NAME:	TYPE:	WEIGHT:
SPEC.:	DIM.:	SERIAL No.:
MFR.:	SUR.:	Shielding Angle:

ρcc	80%			70%			50%			30%			10%			0
ρw	50%	30%	10%	50%	30%	10%	50%	30%	10%	50%	30%	10%	50%	30%	10%	0
ρfc	20%			20%			20%			20%			20%			0
RCR	RCR:Room Cavity Ratio			Coefficients of Utilization(CU)												
0.0	1.19	1.19	1.19	1.16	1.16	1.16	1.11	1.11	1.11	1.06	1.06	1.06	1.02	1.02	1.02	.00
1.0	1.06	1.03	.99	1.04	1.01	.98	.00	.97	.95	.96	.94	.92	.93	.91	.89	.87
2.0	.94	.88	.83	.92	.87	.82	.89	.84	.80	.86	.82	.78	.83	.79	.77	.75
3.0	.84	.76	.70	.82	.75	.70	.79	.73	.68	.76	.72	.67	.74	.70	.66	.64
4.0	.75	.67	.60	.73	.66	.60	.71	.64	.59	.69	.63	.58	.67	.62	.58	.56
5.0	.67	.59	.53	.66	.58	.52	.64	.57	.52	.62	.56	.51	.60	.55	.51	.49
6.0	.61	.52	.46	.60	.52	.46	.58	.51	.46	.56	.50	.45	.55	.49	.45	.43
7.0	.55	.47	.41	.54	.47	.41	.53	.46	.41	.52	.45	.40	.50	.44	.40	.38
8.0	.51	.42	.37	.50	.42	.37	.49	.42	.36	.47	.41	.36	.46	.40	.36	.34
9.0	.46	.39	.33	.46	.38	.33	.45	.38	.33	.44	.37	.33	.43	.37	.33	.31
10.0	.43	.35	.30	.42	.35	.30	.41	.35	.30	.41	.34	.30	.40	.34	.30	.28

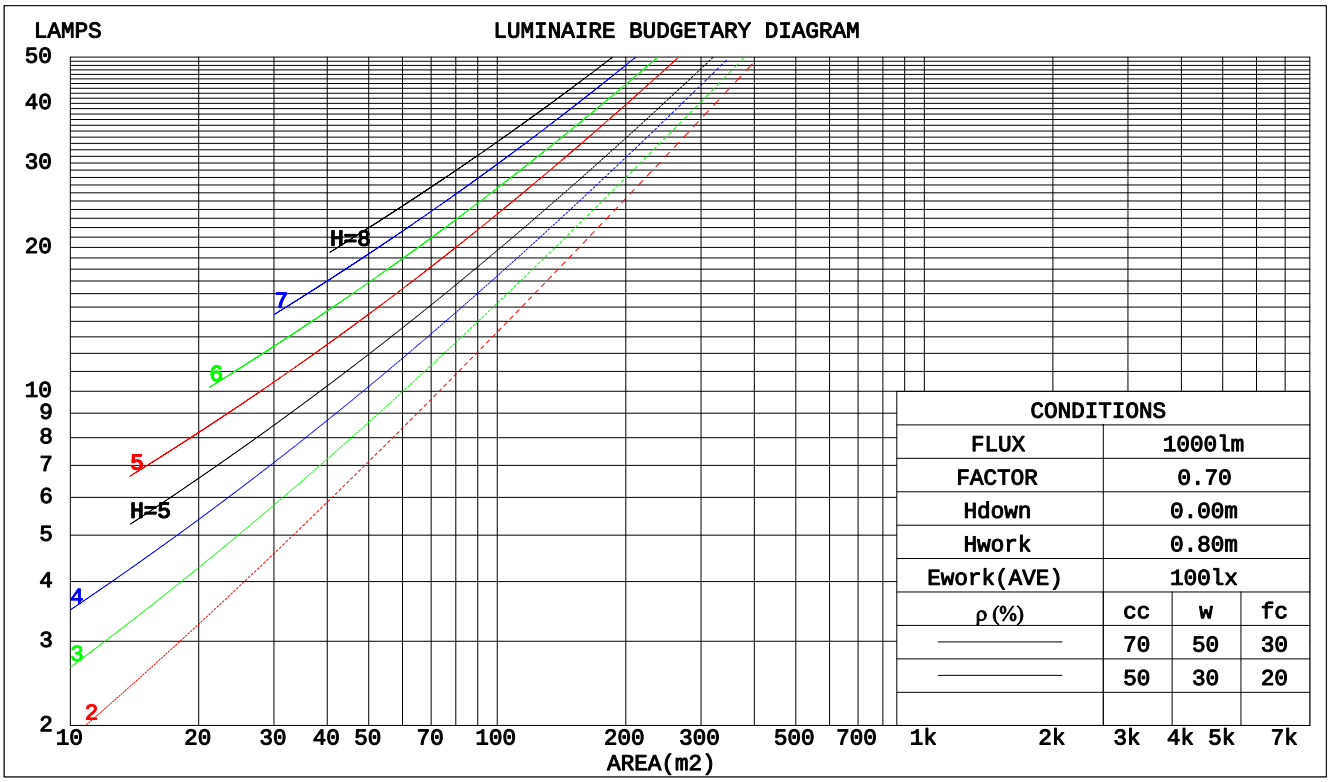

C Range: 0 - 360DEG
C Interval: 30.0DEG
Test Speed: HIGH
Temperature:25.3DEG
Operators:
Test Date:21 September 2026

γ Range: 0 - 180DEG
γ Interval: 1.0DEG
Test System:EVERFINE GO-2000A_V1 SYSTEM V2.0.295
Humidity:65.0%
Test Distance:14.200m [K=1.0000]
Remarks:

WEC AND CCEC

Test:U:120.6V I:0.0972A P:11.48W PF:0.9785 Lamp Flux:1461.87x1 lm		
NAME:	TYPE:	WEIGHT:
SPEC.:	DIM.:	SERIAL No.:
MFR.:	SUR.:	Shielding Angle:

ρcc	80%			70%			50%			30%			10%			0
ρw	50%	30%	10%	50%	30%	10%	50%	30%	10%	50%	30%	10%	50%	30%	10%	0
ρfc	20%			20%			20%			20%			20%			0
RCR	RCR:Room Cavity Ratio						Wall Exitance Coeffcients(WEC)									
0.0																
1.0	.263	.150	.047	.256	.146	.046	.243	.139	.045	.231	.133	.043	.220	.127	.041	
2.0	.256	.140	.043	.250	.138	.042	.239	.133	.041	.228	.128	.040	.219	.124	.039	
3.0	.243	.129	.039	.237	.127	.038	.227	.123	.037	.218	.120	.037	.210	.116	.036	
4.0	.228	.118	.035	.223	.117	.035	.214	.114	.034	.206	.111	.033	.198	.108	.033	
5.0	.214	.109	.032	.209	.107	.031	.201	.105	.031	.194	.102	.030	.187	.100	.030	
6.0	.200	.100	.029	.196	.099	.029	.189	.097	.028	.183	.095	.028	.177	.093	.028	
7.0	.188	.093	.026	.184	.092	.026	.178	.090	.026	.172	.088	.026	.167	.087	.025	
8.0	.176	.086	.024	.173	.085	.024	.168	.084	.024	.163	.082	.024	.158	.081	.024	
9.0	.166	.080	.022	.164	.080	.022	.159	.078	.022	.154	.077	.022	.149	.076	.022	
10.0	.157	.075	.021	.155	.075	.021	.150	.073	.021	.146	.072	.021	.142	.071	.020	

ρcc	80%			70%			50%			30%			10%			0
ρw	50%	30%	10%	50%	30%	10%	50%	30%	10%	50%	30%	10%	50%	30%	10%	0
ρfc	20%			20%			20%			20%			20%			0
RCR	RCR:Room Cavity Ratio						Ceiling Cavity Exitance Coefficients(CCEC)									
0.0	.191	.191	.191	.163	.163	.163	.111	.111	.111	.064	.064	.064	.020	.020	.020	
1.0	.177	.157	.138	.152	.134	.119	.104	.092	.082	.060	.054	.048	.019	.017	.015	
2.0	.168	.132	.102	.143	.114	.088	.098	.079	.062	.057	.046	.036	.018	.015	.012	
3.0	.159	.114	.078	.137	.098	.068	.094	.068	.048	.054	.040	.028	.017	.013	.009	
4.0	.152	.101	.062	.130	.087	.053	.089	.061	.038	.052	.035	.022	.017	.012	.007	
5.0	.144	.090	.050	.124	.078	.043	.085	.054	.031	.050	.032	.018	.016	.010	.006	
6.0	.138	.081	.041	.118	.071	.036	.082	.049	.025	.047	.029	.015	.015	.009	.005	
7.0	.131	.075	.035	.113	.065	.030	.078	.045	.021	.045	.027	.013	.015	.009	.004	
8.0	.125	.069	.030	.108	.060	.026	.075	.042	.018	.043	.025	.011	.014	.008	.004	
9.0	.119	.064	.026	.103	.055	.023	.071	.039	.016	.042	.023	.010	.013	.008	.003	
10.0	.114	.060	.023	.098	.052	.020	.068	.036	.014	.040	.021	.009	.013	.007	.003	

C Range: 0 - 360DEG
C Interval: 30.0DEG
Test Speed: HIGH
Temperature:25.3DEG
Operators:
Test Date:21 September 2026

γ Range: 0 - 180DEG
γ Interval: 1.0DEG
Test System:EVERFINE GO-2000A_V1 SYSTEM V2.0.295
Humidity:65.0%
Test Distance:14.200m [K=1.0000]
Remarks:

UGR(Unified Glare Rating) Table

Test:U:120.6V I:0.0972A P:11.48W PF:0.9785 Lamp Flux:1461.87x1 lm		
NAME:	TYPE:	WEIGHT:
SPEC.:	DIM.:	SERIAL No.:
MFR.:	SUR.:	Shielding Angle:

ceiling/cavity		0.7	0.7	0.5	0.5	0.3	0.7	0.7	0.5	0.5	0.3
walls		0.5	0.3	0.5	0.3	0.3	0.5	0.3	0.5	0.3	0.3
working plane		0.2	0.2	0.2	0.2	0.2	0.2	0.2	0.2	0.2	0.2
Room dimensions		Viewed crosswise					Viewed endwise				
x = 2H	y = 2H	28.9	30.3	29.2	30.5	30.7	29.3	30.7	29.6	30.9	31.1
	3H	29.5	30.8	29.8	31.0	31.2	30.1	31.4	30.4	31.6	31.8
	4H	29.5	30.7	29.8	31.0	31.2	30.2	31.4	30.5	31.7	31.9
	6H	29.4	30.6	29.8	30.9	31.1	30.2	31.3	30.5	31.6	31.9
	8H	29.4	30.5	29.7	30.8	31.1	30.1	31.3	30.5	31.5	31.8
	12H	29.3	30.4	29.7	30.7	31.0	30.1	31.2	30.5	31.5	31.8
4H	2H	29.3	30.5	29.6	30.8	31.0	29.6	30.9	29.9	31.1	31.4
	3H	29.9	31.0	30.3	31.3	31.6	30.5	31.6	30.8	31.8	32.1
	4H	30.0	31.0	30.4	31.3	31.6	30.6	31.6	31.0	31.9	32.2
	6H	30.0	30.8	30.4	31.2	31.5	30.6	31.5	31.0	31.8	32.2
	8H	29.9	30.7	30.4	31.1	31.5	30.6	31.4	31.0	31.8	32.2
	12H	29.9	30.6	30.3	31.0	31.4	30.6	31.3	31.0	31.7	32.1
8H	4H	30.0	30.8	30.4	31.1	31.5	30.6	31.4	31.0	31.7	32.1
	6H	30.0	30.6	30.4	31.0	31.5	30.6	31.3	31.1	31.7	32.1
	8H	30.0	30.5	30.4	31.0	31.4	30.6	31.2	31.1	31.6	32.1
	12H	29.9	30.4	30.4	30.9	31.3	30.6	31.1	31.1	31.6	32.0
12H	4H	29.9	30.7	30.4	31.0	31.4	30.5	31.3	31.0	31.6	32.1
	6H	30.0	30.5	30.4	30.9	31.4	30.6	31.2	31.1	31.6	32.0
	8H	30.0	30.4	30.4	30.9	31.4	30.6	31.1	31.1	31.5	32.0
Variations with the observer position at spacings:											
S = 1.0H		+ 0.4 / - 0.6					+ 0.4 / - 0.4				
1.5H		+ 0.3 / - 0.6					+ 0.3 / - 0.4				
2.0H		+ 0.7 / - 0.8					+ 0.7 / - 0.8				

CIE Pub.117 Corrected 1462 lm Total Lamp Luminous Flux.(8log(F/F0) = 1.3)

C Range: 0 - 360DEG
C Interval: 30.0DEG
Test Speed: HIGH
Temperature:25.3DEG
Operators:
Test Date:21 September 2026

γ Range: 0 - 180DEG
γ Interval: 1.0DEG
Test System:EVERFINE GO-2000A_V1 SYSTEM V2.0.295
Humidity:65.0%
Test Distance:14.200m [K=1.0000]
Remarks:

UTILIZATION FACTORS TABLE

Test:U:120.6V I:0.0972A P:11.48W PF:0.9785 Lamp Flux:1461.87x1 lm		
NAME:	TYPE:	WEIGHT:
SPEC.:	DIM.:	SERIAL No.:
MFR.:	SUR.:	Shielding Angle:

REFLECTANCE										
Ceiling	0.8	0.8	0.8	0.7	0.7	0.7	0.5	0.5	0.5	0
Walls	0.7	0.5	0.3	0.7	0.5	0.3	0.7	0.5	0.3	0
Working plane	0.2	0.2	0.2	0.2	0.2	0.2	0.2	0.2	0.2	0
ROOM INDEX	UTILIZATION FACTORS(PERCENT) k(RI) x RCR = 5									
k = 0.60	62	51	44	61	50	44	60	50	44	38
0.80	72	61	54	71	61	54	69	60	54	47
1.00	81	70	64	79	70	64	77	71	63	57
1.25	88	78	72	86	77	71	84	76	71	64
1.50	92	84	77	91	83	77	88	81	76	69
2.00	99	91	86	97	90	85	94	88	83	76
2.50	102	95	90	100	94	89	96	91	87	80
3.00	105	99	94	103	98	93	99	95	91	83
4.00	108	104	100	106	102	98	102	99	96	87
5.00	110	106	103	108	104	101	104	101	98	90
ROOM INDEX	UF(total)									Direct
According to DIN EN 13032-2 2004				Suspended					SHRNOM = 1.25	

C Range: 0 - 360DEG
C Interval: 30.0DEG
Test Speed: HIGH
Temperature:25.3DEG
Operators:
Test Date:21 September 2026

γ Range: 0 - 180DEG
γ Interval: 1.0DEG
Test System:EVERFINE GO-2000A_V1 SYSTEM V2.0.295
Humidity:65.0%
Test Distance:14.200m [K=1.0000]
Remarks:

ISOCANDELA DIAGRAM

Test:U:120.6V I:0.0972A P:11.48W PF:0.9785 Lamp Flux:1461.87x1 lm		
NAME:	TYPE:	WEIGHT:
SPEC.:	DIM.:	SERIAL No.:
MFR.:	SUR.:	Shielding Angle:

Conical surface Flux(90deg):
909.98 lm
%lum = 62.2%
%lamp = 62.2%

Conical surface Flux(120deg):
1278.5 lm
%lum = 87.5%
%lamp = 87.5%

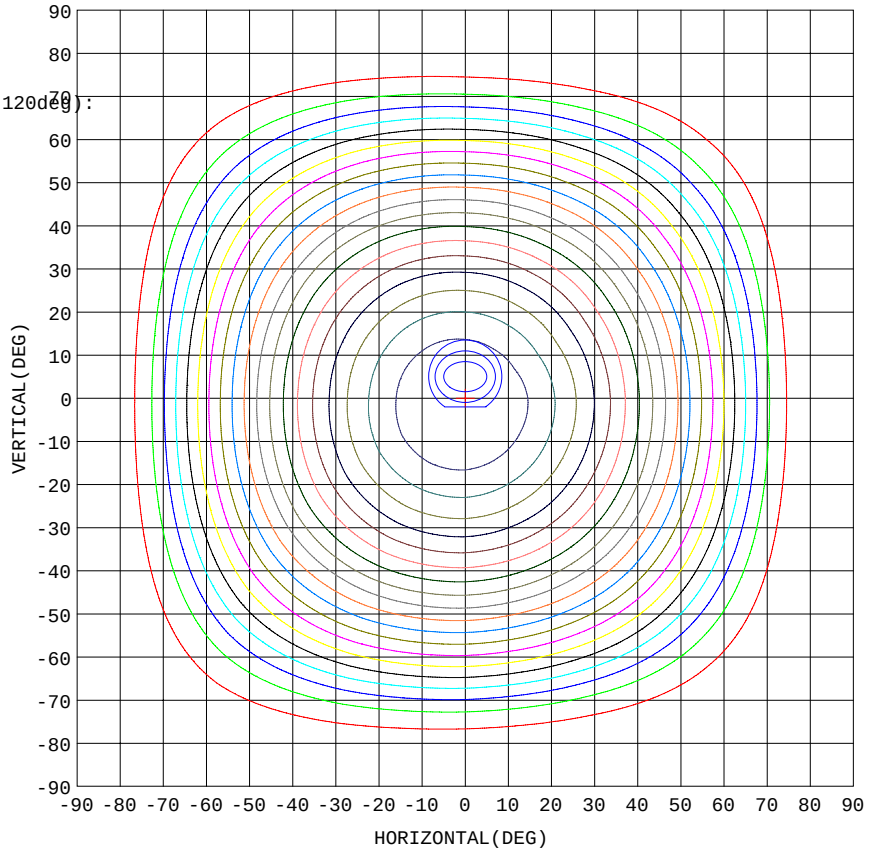

5% 31.23
10% 62.45
15% 93.68
20% 124.9
25% 156.1
30% 187.4
35% 218.6
40% 249.8
45% 281.0
50% 312.3
55% 343.5
60% 374.7
65% 405.9
70% 437.2
75% 468.4
80% 499.6
85% 530.8
90% 562.1
95% 593.3

1. AVG=617.2,MIN=610.1
2. AVG=615.7,MIN=603.0
3. AVG=613.4,MIN=593.7

Imax:624.5(H0.0,V0.0)
(At:C=30.0,Gamma=0.0)
UNIT: cd

C Range: 0 - 360DEG
C Interval: 30.0DEG
Test Speed: HIGH
Temperature:25.3DEG
Operators:
Test Date:21 September 2026

γ Range: 0 - 180DEG
γ Interval: 1.0DEG
Test System:EVERFINE GO-2000A_V1 SYSTEM V2.0.295
Humidity:65.0%
Test Distance:14.200m [K=1.0000]
Remarks:

AAI Figure

Test:U:120.6V I:0.0972A P:11.48W PF:0.9785 Lamp Flux:1461.87x1 lm		
NAME:	TYPE:	WEIGHT:
SPEC.:	DIM.:	SERIAL No.:
MFR.:	SUR.:	Shielding Angle:

Flux out:1074 lm

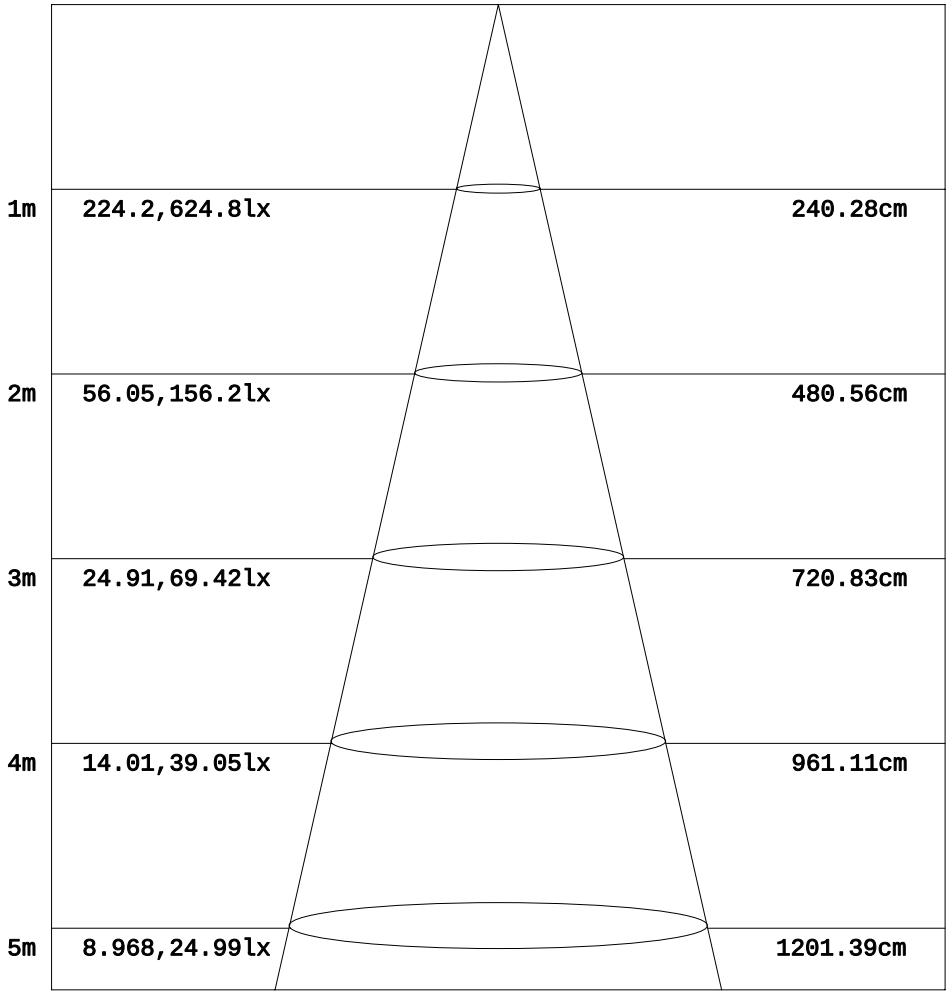

Note:The Curves indicate the illuminated area and the average illumination when the luminaire is at different distance.

C Range: 0 - 360DEG
C Interval: 30.0DEG
Test Speed: HIGH
Temperature:25.3DEG
Operators:
Test Date:21 September 2026

γ Range: 0 - 180DEG
γ Interval: 1.0DEG
Test System:EVERFINE GO-2000A_V1 SYSTEM V2.0.295
Humidity:65.0%
Test Distance:14.200m [K=1.0000]
Remarks:

ISOLUX DIAGRAM

Test:U:120.6V I:0.0972A P:11.48W PF:0.9785 Lamp Flux:1461.87x1 lm		
NAME:	TYPE:	WEIGHT:
SPEC.:	DIM.:	SERIAL No.:
MFR.:	SUR.:	Shielding Angle:

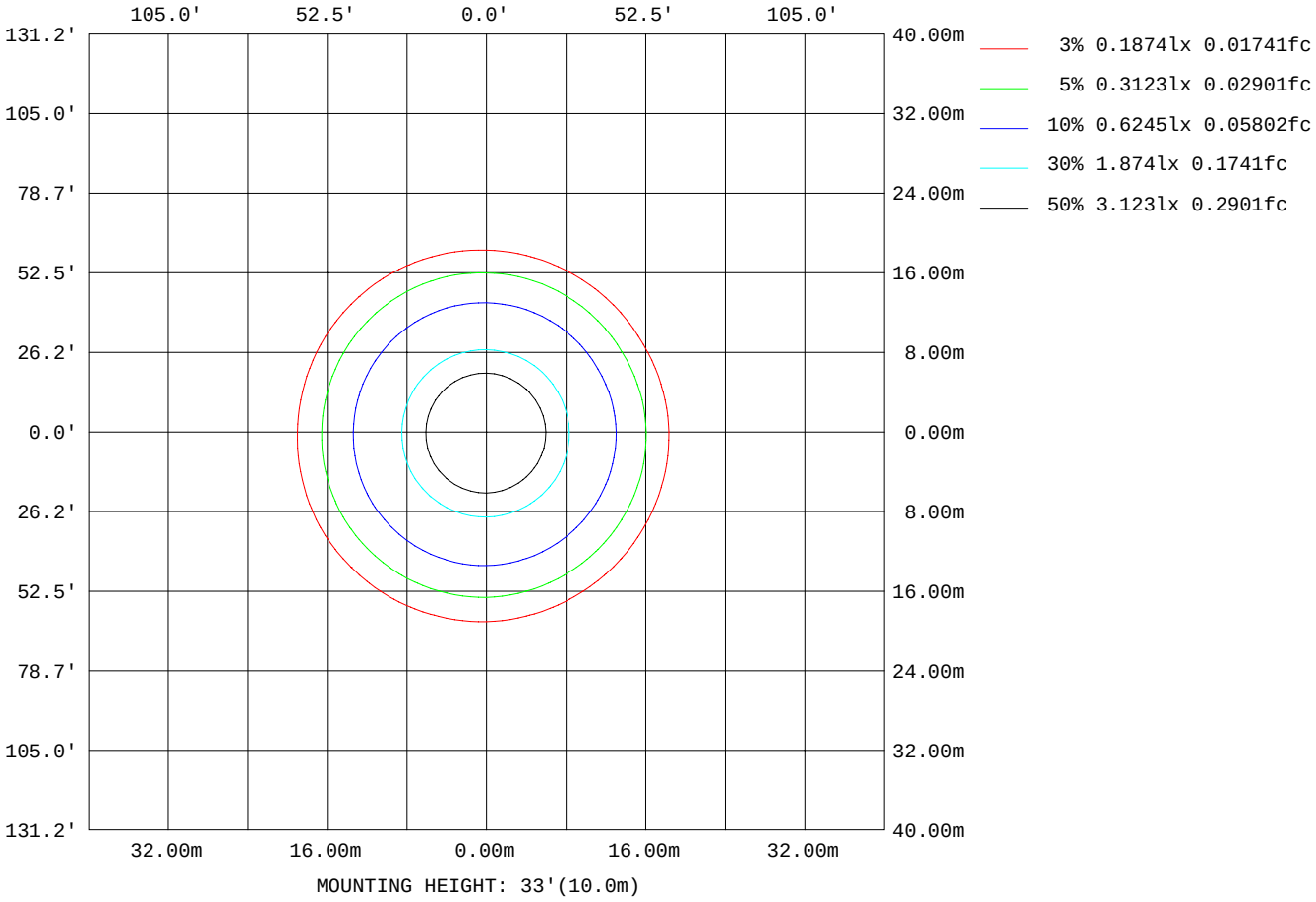

C Range: 0 - 360DEG
C Interval: 30.0DEG
Test Speed: HIGH
Temperature:25.3DEG
Operators:
Test Date:21 September 2026

γ Range: 0 - 180DEG
γ Interval: 1.0DEG
Test System:EVERFINE GO-2000A_V1 SYSTEM V2.0.295
Humidity:65.0%
Test Distance:14.200m [K=1.0000]
Remarks:

LED Avg.L Report

Test:U:120.6V I:0.0972A P:11.48W PF:0.9785 Lamp Flux:1461.87x1 lm		
NAME:	TYPE:	WEIGHT:
SPEC.:	DIM.:	SERIAL No.:
MFR.:	SUR.:	Shielding Angle:

AvgL	cd/m2
L_0~180(65)av	81550
L_0~180(75)av	33981
L_0~180(85)av	10722
L_90~270(65)av	81798
L_90~270(75)av	34133
L_90~270(85)av	10048
L_45(65)av	81678
L_45(75)av	34310
L_45(85)av	10390

Standard: GB/T 29293-2012

C Range: 0 - 360DEG
C Interval: 30.0DEG
Test Speed: HIGH
Temperature:25.3DEG
Operators:
Test Date:21 September 2026

γ Range: 0 - 180DEG
γ Interval: 1.0DEG
Test System:EVERFINE GO-2000A_V1 SYSTEM V2.0.295
Humidity:65.0%
Test Distance:14.200m [K=1.0000]
Remarks:

Planar Illuminance Curve

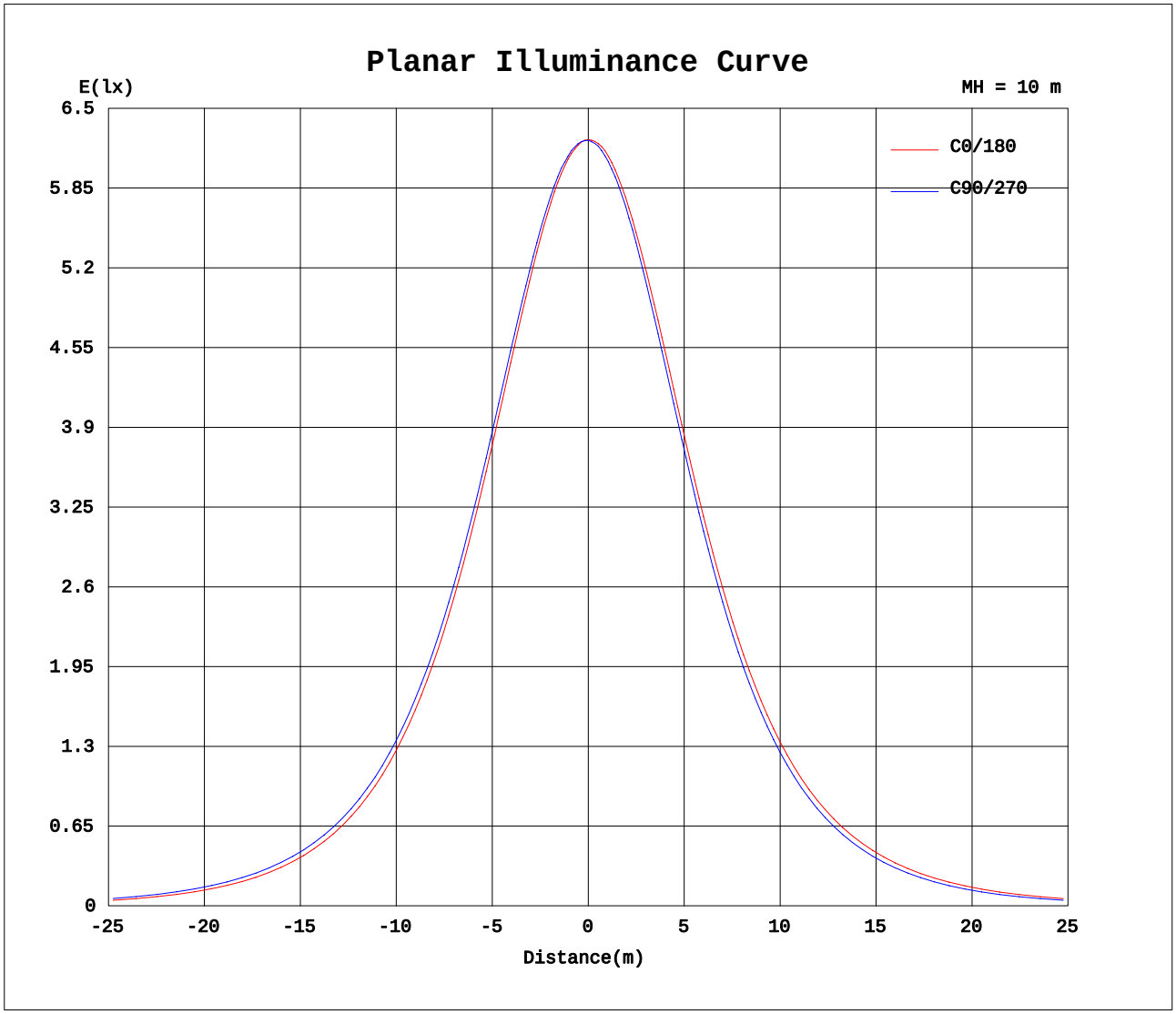

C Range: 0 - 360DEG
C Interval: 30.0DEG
Test Speed: HIGH
Temperature:25.3DEG
Operators:
Test Date:21 September 2026

γ Range: 0 - 180DEG
γ Interval: 1.0DEG
Test System:EVERFINE GO-2000A_V1 SYSTEM V2.0.295
Humidity:65.0%
Test Distance:14.200m [K=1.0000]
Remarks:

LUMINOUS DISTRIBUTION INTENSITY DATA

Test:U:120.6V I:0.0972A P:11.48W PF:0.9785 Lamp Flux:1461.87x1 lm		
NAME:	TYPE:	WEIGHT:
SPEC.:	DIM.:	SERIAL No.:
MFR.:	SUR.:	Shielding Angle:

Table--1 UNIT: cd

γ (DEG) \ C(DEG)	0	30	60	90	120	150	180	210	240	270	300	330
0	625	625	624	624	624	624	625	625	624	624	624	624
5	620	621	622	623	623	623	622	621	620	618	618	618
10	609	610	613	614	615	615	613	611	609	606	605	605
15	591	593	596	600	601	601	597	594	591	587	585	586
20	567	570	574	578	580	579	575	571	567	562	560	560
25	536	540	544	550	552	552	546	542	537	531	528	528
30	499	503	509	516	519	518	512	507	501	493	490	490
35	456	461	468	476	479	479	472	466	459	451	447	447
40	410	415	422	430	435	435	427	421	413	404	399	400
45	359	365	372	382	386	387	378	372	364	354	349	349
50	305	311	319	329	334	335	326	320	311	300	295	294
55	247	254	262	274	279	280	270	264	255	244	238	237
60	187	193	203	215	221	222	212	206	196	184	178	176
65	125	131	141	153	160	161	151	145	135	123	117	115
70	67.9	72.9	80.8	92.2	98.7	100	90.8	85.4	77.3	67.2	61.5	60.0
75	28.3	30.9	35.3	42.5	47.1	48.3	42.0	38.8	33.8	28.1	25.2	24.5
80	11.4	12.6	14.3	16.9	18.8	19.2	16.7	15.4	13.4	10.9	9.69	9.58
85	1.79	2.60	3.88	5.79	6.94	7.25	5.69	4.82	3.15	1.22	0.19	0.15
90	0.00	0.00	0.00	0.00	0.00	0.00	0.00	0.00	0.00	0.00	0.00	0.00
95	0.00	0.00	0.00	0.00	0.00	0.00	0.00	0.00	0.00	0.00	0.00	0.00
100	0.00	0.00	0.00	0.00	0.00	0.00	0.00	0.00	0.00	0.00	0.00	0.00
105	0.00	0.00	0.00	0.00	0.00	0.00	0.00	0.00	0.00	0.00	0.00	0.00
110	0.00	0.00	0.00	0.00	0.00	0.00	0.00	0.00	0.00	0.00	0.00	0.00
115	0.00	0.00	0.00	0.00	0.00	0.00	0.00	0.00	0.00	0.00	0.00	0.00
120	0.00	0.00	0.00	0.00	0.00	0.00	0.00	0.00	0.00	0.00	0.00	0.00
125	0.00	0.00	0.00	0.00	0.00	0.00	0.00	0.00	0.00	0.00	0.00	0.00
130	0.00	0.00	0.00	0.00	0.00	0.00	0.00	0.00	0.00	0.00	0.00	0.00
135	0.00	0.00	0.00	0.00	0.00	0.00	0.00	0.00	0.00	0.00	0.00	0.00
140	0.00	0.00	0.00	0.00	0.00	0.00	0.00	0.00	0.00	0.00	0.00	0.00
145	0.00	0.00	0.00	0.00	0.00	0.00	0.00	0.00	0.00	0.00	0.00	0.00
150	0.00	0.00	0.00	0.00	0.00	0.00	0.00	0.00	0.00	0.00	0.00	0.00
155	0.00	0.00	0.00	0.00	0.00	0.00	0.00	0.00	0.00	0.00	0.00	0.00
160	0.00	0.00	0.00	0.00	0.00	0.00	0.00	0.00	0.00	0.00	0.00	0.00
165	0.15	0.09	0.08	0.05	0.01	0.08	0.05	0.11	0.15	0.17	0.17	0.08
170	0.28	0.25	0.25	0.21	0.19	0.25	0.24	0.25	0.32	0.35	0.32	0.27
175	0.40	0.39	0.40	0.36	0.37	0.40	0.39	0.41	0.42	0.44	0.46	0.39
180	0.46	0.47	0.48	0.47	0.50	0.48	0.48	0.47	0.48	0.47	0.50	0.48

C Range: 0 - 360DEG
C Interval: 30.0DEG
Test Speed: HIGH
Temperature:25.3DEG
Operators:
Test Date:21 September 2026

γ Range: 0 - 180DEG
γ Interval: 1.0DEG
Test System:EVERFINE GO-2000A_V1 SYSTEM V2.0.295
Humidity:65.0%
Test Distance:14.200m [K=1.0000]
Remarks: