LUMINAIRE PHOTOMETRIC TEST REPORT

Test:U:120.6V I:0.0985A P:11.63W PF:0.9790 Lamp Flux:1439.45x1 lm		
NAME:	TYPE:	WEIGHT:
SPEC.:	DIM.:	SERIAL No.:
MFR.:	SUR.:	Shielding Angle:

DATA OF LAMP		PHOTOMETRIC DATA Eff: 123.74 lm/W			
MODEL	PT-CDL-SMD-L22-DD-5C3P-4-12w-5000k	Imax(cd)	614.9	S/MH(C0/180)	1.22
NOMINAL POWER(W)	12	LOR(%)	100.0	S/MH(C90/270)	1.18
RATED VOLTAGE(V)	120	TOTAL FLUX(lm)	1439.5	η UP,DN(C0-180)	0.0,51.1
NOMINAL FLUX(lm)	1439.45	CIE CLASS	DIRECT	η UP,DN(C180-360)	0.0,48.9
LAMPS INSIDE	1	η up(%)	0.0	CIBSE SHR NOM	1.25
TEST VOLTAGE(V)	120	η down(%)	100.0	CIBSE SHR MAX	1.35

LUMINOUS INTENSITY DISTRIBUTION DIAGRAM

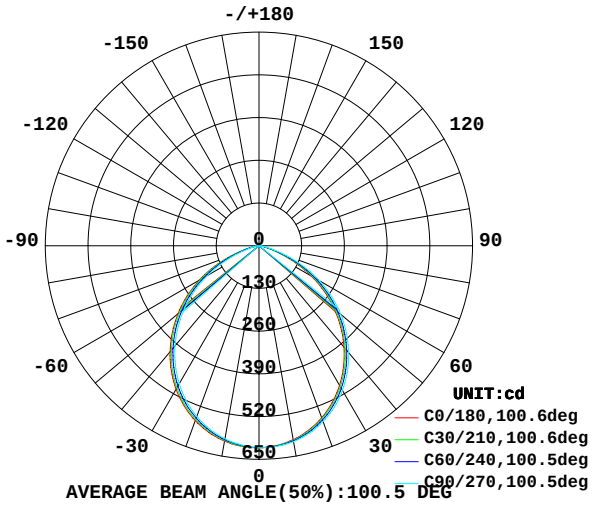

AVERAGE BEAM ANGLE(50%):100.5 DEG

C0 PLANE ISOLUX DIAGRAM (UNIT:lx)

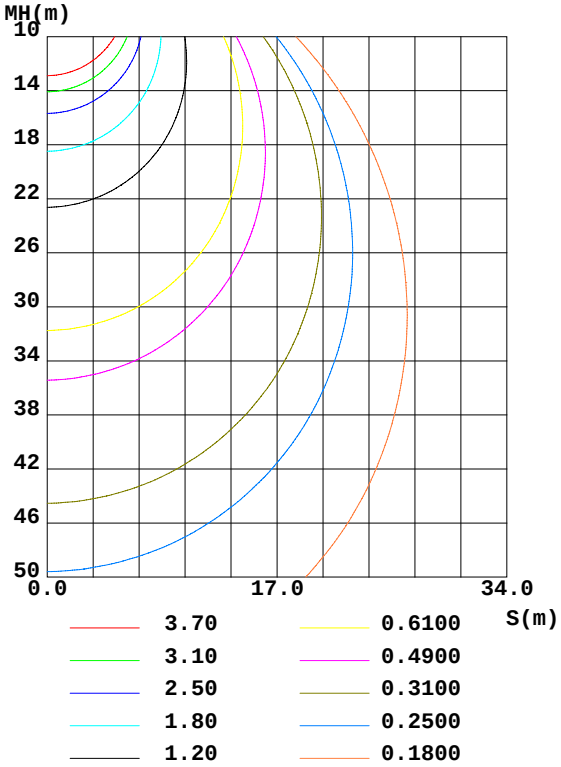

C Range: 0 - 360DEG
C Interval: 30.0DEG
Test Speed: HIGH
Temperature:25.3DEG
Operators:
Test Date:21 September 2026

γ Range: 0 - 180DEG
γ Interval: 1.0DEG
Test System:EVERFINE GO-2000A_V1 SYSTEM V2.0.295
Humidity:65.0%
Test Distance:14.200m [K=1.0000]
Remarks:

ZONAL FLUX DIAGRAM

ZONAL FLUX DIAGRAM:

γ	C0	C45	C90	C135	C180	C225	C270	C315	γ	Φ zone	Φ total	%lum,lamp
10	599.3	602.0	605.5	605.8	603.7	600.4	596.5	595.2	0- 10	58.00	58.00	4.03,4.03
20	557.0	562.5	569.6	571.5	566.4	560.4	553.0	550.4	10- 20	164.7	222.7	15.5,15.5
30	490.5	497.9	508.2	512.0	504.6	496.2	485.7	481.4	20- 30	244.9	467.6	32.5,32.5
40	402.5	411.5	424.6	429.5	420.9	411.0	397.8	392.1	30- 40	285.1	752.7	52.3,52.3
50	299.1	309.5	324.7	331.2	321.8	310.9	295.5	288.3	40- 50	279.0	1032	71.7,71.7
60	183.1	194.5	211.8	219.7	209.5	198.2	181.2	172.5	50- 60	227.1	1259	87.4,87.4
70	66.05	75.35	91.16	99.38	90.41	80.48	65.76	58.44	60- 70	134.6	1393	96.8,96.8
80	10.99	13.11	16.64	19.13	16.62	14.21	10.57	9.169	70- 80	40.88	1434	99.6,99.6
90	0	0	0	0	0	0	0	0	80- 90	5.131	1439	100,100
100	0	0	0	0	0	0	0	0	90-100	0	1439	100,100
110	0	0	0	0	0	0	0	0	100-110	0	1439	100,100
120	0	0	0	0	0	0	0	0	110-120	0	1439	100,100
130	0	0	0	0	0	0	0	0	120-130	0	1439	100,100
140	0	0	0	0	0	0	0	0	130-140	0	1439	100,100
150	0	0	0	0	0	0	0	0	140-150	0	1439	100,100
160	0	0	0	0	0	0	0	0	150-160	0	1439	100,100
170	0.1873	0.1607	0.1475	0.1472	0.1741	0.2074	0.2541	0.2141	160-170	0.0134	1439	100,100
180	0.3882	0.3949	0.4016	0.3882	0.3748	0.3882	0.3882	0.3882	170-180	0.0259	1439	100,100
DEG	LUMINOUS INTENSITY:cd									UNIT:lm		

C Range: 0 - 360DEG
C Interval: 30.0DEG
Test Speed: HIGH
Temperature:25.3DEG
Operators:
Test Date:21 September 2026

γ Range: 0 - 180DEG
γ Interval: 1.0DEG
Test System:EVERFINE GO-2000A_V1 SYSTEM V2.0.295
Humidity:65.0%
Test Distance:14.200m [K=1.0000]
Remarks:

CU AND LUMINAIRE BUDGETARY ESTIMATE DIAGRAM

Test:U:120.6V I:0.0985A P:11.63W PF:0.9790 Lamp Flux:1439.45x1 lm		
NAME:	TYPE:	WEIGHT:
SPEC.:	DIM.:	SERIAL No.:
MFR.:	SUR.:	Shielding Angle:

ρcc	80%			70%			50%			30%			10%			0
ρw	50%	30%	10%	50%	30%	10%	50%	30%	10%	50%	30%	10%	50%	30%	10%	0
ρfc	20%			20%			20%			20%			20%			0
RCR	RCR:Room Cavity Ratio			Coefficients of Utilization(CU)												
0.0	1.19	1.19	1.19	1.16	1.16	1.16	1.11	1.11	1.11	1.06	1.06	1.06	1.02	1.02	1.02	.00
1.0	1.06	1.03	.99	1.04	1.01	.98	.00	.97	.95	.96	.94	.92	.93	.91	.89	.87
2.0	.94	.88	.83	.92	.87	.82	.89	.84	.80	.86	.82	.78	.83	.79	.77	.75
3.0	.84	.76	.70	.82	.75	.70	.79	.73	.68	.76	.72	.67	.74	.70	.66	.64
4.0	.75	.67	.60	.73	.66	.60	.71	.64	.59	.69	.63	.58	.67	.62	.58	.56
5.0	.67	.59	.53	.66	.58	.52	.64	.57	.52	.62	.56	.51	.60	.55	.51	.49
6.0	.61	.52	.46	.60	.52	.46	.58	.51	.46	.56	.50	.45	.55	.49	.45	.43
7.0	.55	.47	.41	.54	.47	.41	.53	.46	.41	.52	.45	.40	.50	.44	.40	.38
8.0	.51	.42	.37	.50	.42	.37	.49	.41	.36	.47	.41	.36	.46	.40	.36	.34
9.0	.46	.39	.33	.46	.38	.33	.45	.38	.33	.44	.37	.33	.43	.37	.33	.31
10.0	.43	.35	.30	.42	.35	.30	.41	.35	.30	.41	.34	.30	.40	.34	.30	.28

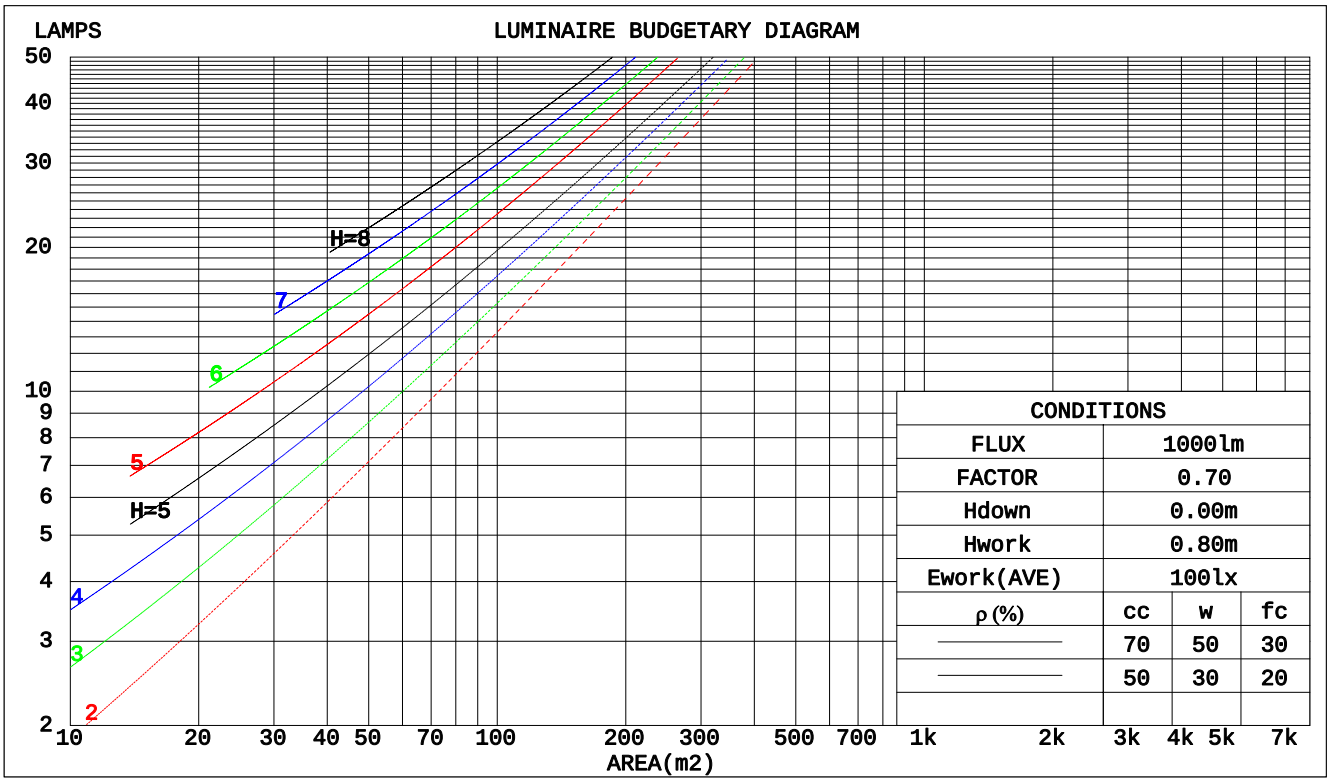

C Range: 0 - 360DEG
C Interval: 30.0DEG
Test Speed: HIGH
Temperature:25.3DEG
Operators:
Test Date:21 September 2026

γ Range: 0 - 180DEG
γ Interval: 1.0DEG
Test System:EVERFINE GO-2000A_V1 SYSTEM V2.0.295
Humidity:65.0%
Test Distance:14.200m [K=1.0000]
Remarks:

WEC AND CCEC

Test:U:120.6V I:0.0985A P:11.63W PF:0.9790 Lamp Flux:1439.45x1 lm		
NAME:	TYPE:	WEIGHT:
SPEC.:	DIM.:	SERIAL No.:
MFR.:	SUR.:	Shielding Angle:

ρcc	80%			70%			50%			30%			10%			0
ρw	50%	30%	10%	50%	30%	10%	50%	30%	10%	50%	30%	10%	50%	30%	10%	0
ρfc	20%			20%			20%			20%			20%			0
RCR	RCR:Room Cavity Ratio						Wall Exitance Coeffcients(WEC)									
0.0																
1.0	.263	.150	.047	.256	.146	.046	.243	.139	.045	.231	.133	.043	.220	.127	.041	
2.0	.256	.140	.043	.250	.138	.042	.239	.133	.041	.228	.128	.040	.219	.124	.039	
3.0	.243	.129	.039	.237	.127	.038	.227	.123	.037	.218	.120	.037	.210	.116	.036	
4.0	.228	.118	.035	.223	.117	.035	.214	.114	.034	.206	.111	.033	.198	.108	.033	
5.0	.214	.109	.032	.209	.107	.031	.201	.105	.031	.194	.102	.030	.187	.100	.030	
6.0	.200	.100	.029	.196	.099	.029	.189	.097	.028	.183	.095	.028	.177	.093	.028	
7.0	.188	.093	.026	.184	.092	.026	.178	.090	.026	.172	.088	.026	.167	.087	.025	
8.0	.176	.086	.024	.173	.085	.024	.168	.084	.024	.163	.082	.024	.158	.081	.024	
9.0	.166	.080	.022	.164	.080	.022	.159	.078	.022	.154	.077	.022	.149	.076	.022	
10.0	.157	.075	.021	.155	.075	.021	.150	.074	.021	.146	.072	.021	.142	.071	.020	

ρcc	80%			70%			50%			30%			10%			0
ρw	50%	30%	10%	50%	30%	10%	50%	30%	10%	50%	30%	10%	50%	30%	10%	0
ρfc	20%			20%			20%			20%			20%			0
RCR	RCR:Room Cavity Ratio						Ceiling Cavity Exitance Coefficients(CCEC)									
0.0	.190	.190	.190	.163	.163	.163	.111	.111	.111	.064	.064	.064	.020	.020	.020	
1.0	.177	.157	.138	.152	.134	.119	.104	.092	.082	.060	.053	.048	.019	.017	.015	
2.0	.168	.132	.102	.143	.114	.088	.098	.079	.062	.057	.046	.036	.018	.015	.012	
3.0	.159	.114	.078	.137	.098	.068	.094	.068	.048	.054	.040	.028	.017	.013	.009	
4.0	.152	.101	.061	.130	.087	.053	.089	.061	.038	.052	.035	.022	.017	.012	.007	
5.0	.144	.090	.050	.124	.078	.043	.085	.054	.031	.050	.032	.018	.016	.010	.006	
6.0	.138	.081	.041	.118	.071	.036	.082	.049	.025	.047	.029	.015	.015	.009	.005	
7.0	.131	.074	.035	.113	.065	.030	.078	.045	.021	.045	.027	.013	.015	.009	.004	
8.0	.125	.069	.030	.108	.060	.026	.075	.042	.018	.043	.025	.011	.014	.008	.004	
9.0	.119	.064	.026	.103	.055	.023	.071	.039	.016	.042	.023	.010	.013	.008	.003	
10.0	.114	.059	.023	.098	.052	.020	.068	.036	.014	.040	.021	.009	.013	.007	.003	

C Range: 0 - 360DEG
C Interval: 30.0DEG
Test Speed: HIGH
Temperature:25.3DEG
Operators:
Test Date:21 September 2026

γ Range: 0 - 180DEG
γ Interval: 1.0DEG
Test System:EVERFINE GO-2000A_V1 SYSTEM V2.0.295
Humidity:65.0%
Test Distance:14.200m [K=1.0000]
Remarks:

UGR(Unified Glare Rating) Table

Test:U:120.6V I:0.0985A P:11.63W PF:0.9790 Lamp Flux:1439.45x1 lm		
NAME:	TYPE:	WEIGHT:
SPEC.:	DIM.:	SERIAL No.:
MFR.:	SUR.:	Shielding Angle:

ceiling/cavity	0.7	0.7	0.5	0.5	0.3	0.7	0.7	0.5	0.5	0.3
walls	0.5	0.3	0.5	0.3	0.3	0.5	0.3	0.5	0.3	0.3
working plane	0.2	0.2	0.2	0.2	0.2	0.2	0.2	0.2	0.2	0.2
Room dimensions	Viewed crosswise					Viewed endwise				
x = 2H y = 2H	28.8	30.2	29.1	30.4	30.6	29.3	30.7	29.5	30.9	31.1
3H	29.4	30.7	29.7	30.9	31.1	30.0	31.3	30.3	31.6	31.8
4H	29.4	30.6	29.7	30.9	31.1	30.1	31.4	30.5	31.6	31.9
6H	29.3	30.5	29.7	30.8	31.0	30.1	31.3	30.5	31.5	31.8
8H	29.3	30.4	29.6	30.7	31.0	30.1	31.2	30.4	31.5	31.8
12H	29.3	30.3	29.6	30.6	30.9	30.1	31.1	30.4	31.4	31.7
4H 2H	29.2	30.4	29.5	30.7	30.9	29.6	30.8	29.9	31.1	31.3
3H	29.9	30.9	30.2	31.2	31.5	30.4	31.5	30.8	31.8	32.1
4H	29.9	30.9	30.3	31.2	31.5	30.6	31.5	31.0	31.9	32.2
6H	29.9	30.7	30.3	31.1	31.4	30.6	31.4	31.0	31.8	32.2
8H	29.9	30.6	30.3	31.0	31.4	30.6	31.4	31.0	31.7	32.1
12H	29.8	30.5	30.2	30.9	31.3	30.6	31.3	31.0	31.7	32.1
8H 4H	29.9	30.7	30.3	31.0	31.4	30.5	31.3	30.9	31.7	32.1
6H	29.9	30.5	30.3	30.9	31.4	30.6	31.2	31.0	31.6	32.1
8H	29.9	30.5	30.3	30.9	31.3	30.6	31.2	31.0	31.6	32.0
12H	29.9	30.3	30.3	30.8	31.3	30.6	31.1	31.0	31.5	32.0
12H 4H	29.9	30.6	30.3	31.0	31.4	30.5	31.2	30.9	31.6	32.0
6H	29.9	30.4	30.3	30.9	31.3	30.6	31.1	31.0	31.5	32.0
8H	29.9	30.3	30.3	30.8	31.3	30.6	31.0	31.0	31.5	32.0
Variations with the observer position at spacings:										
S = 1.0H	+ 0.5 / - 0.6					+ 0.4 / - 0.4				
1.5H	+ 0.3 / - 0.6					+ 0.3 / - 0.4				
2.0H	+ 0.7 / - 0.8					+ 0.7 / - 0.8				

CIE Pub.117 Corrected 1439 lm Total Lamp Luminous Flux.(8log(F/F0) = 1.3)

C Range: 0 - 360DEG
C Interval: 30.0DEG
Test Speed: HIGH
Temperature:25.3DEG
Operators:
Test Date:21 September 2026

γ Range: 0 - 180DEG
γ Interval: 1.0DEG
Test System:EVERFINE GO-2000A_V1 SYSTEM V2.0.295
Humidity:65.0%
Test Distance:14.200m [K=1.0000]
Remarks:

UTILIZATION FACTORS TABLE

Test:U:120.6V I:0.0985A P:11.63W PF:0.9790 Lamp Flux:1439.45x1 lm		
NAME:	TYPE:	WEIGHT:
SPEC.:	DIM.:	SERIAL No.:
MFR.:	SUR.:	Shielding Angle:

REFLECTANCE										
Ceiling	0.8	0.8	0.8	0.7	0.7	0.7	0.5	0.5	0.5	0
Walls	0.7	0.5	0.3	0.7	0.5	0.3	0.7	0.5	0.3	0
Working plane	0.2	0.2	0.2	0.2	0.2	0.2	0.2	0.2	0.2	0
ROOM INDEX	UTILIZATION FACTORS(PERCENT) k(RI) x RCR = 5									
k = 0.60	62	51	44	61	50	44	60	50	44	38
0.80	72	61	54	71	61	54	69	60	54	47
1.00	81	70	64	79	70	64	77	71	63	57
1.25	88	78	72	86	77	71	84	76	71	64
1.50	92	84	77	91	83	77	88	81	76	69
2.00	99	91	86	97	90	85	94	88	83	76
2.50	102	95	90	100	94	89	96	91	87	80
3.00	105	99	94	103	98	93	99	95	91	83
4.00	108	104	100	106	102	98	102	99	96	87
5.00	110	106	103	108	104	101	104	101	98	90
ROOM INDEX	UF(total)									Direct
According to DIN EN 13032-2 2004				Suspended					SHRNOM = 1.25	

C Range: 0 - 360DEG
C Interval: 30.0DEG
Test Speed: HIGH
Temperature:25.3DEG
Operators:
Test Date:21 September 2026

γ Range: 0 - 180DEG
γ Interval: 1.0DEG
Test System:EVERFINE GO-2000A_V1 SYSTEM V2.0.295
Humidity:65.0%
Test Distance:14.200m [K=1.0000]
Remarks:

ISOCANDELA DIAGRAM

Test:U:120.6V I:0.0985A P:11.63W PF:0.9790 Lamp Flux:1439.45x1 lm		
NAME:	TYPE:	WEIGHT:
SPEC.:	DIM.:	SERIAL No.:
MFR.:	SUR.:	Shielding Angle:

Conical surface Flux(90deg):
895.88 lm
%lum = 62.2%
%lamp = 62.2%

Conical surface Flux(120deg):
1258.8 lm
%lum = 87.4%
%lamp = 87.4%

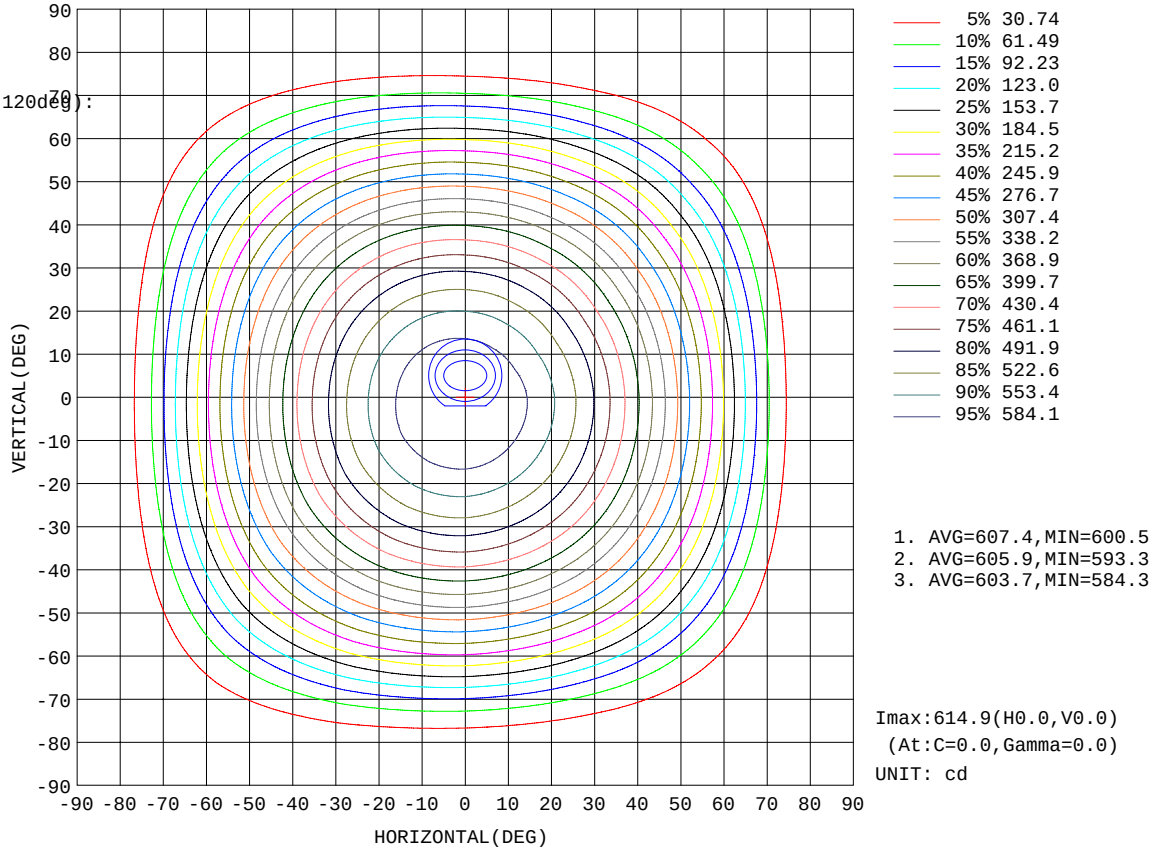

C Range: 0 - 360DEG
C Interval: 30.0DEG
Test Speed: HIGH
Temperature:25.3DEG
Operators:
Test Date:21 September 2026

γ Range: 0 - 180DEG
γ Interval: 1.0DEG
Test System:EVERFINE GO-2000A_V1 SYSTEM V2.0.295
Humidity:65.0%
Test Distance:14.200m [K=1.0000]
Remarks:

AAI Figure

Test:U:120.6V I:0.0985A P:11.63W PF:0.9790 Lamp Flux:1439.45x1 lm		
NAME:	TYPE:	WEIGHT:
SPEC.:	DIM.:	SERIAL No.:
MFR.:	SUR.:	Shielding Angle:

Flux out:1058 lm

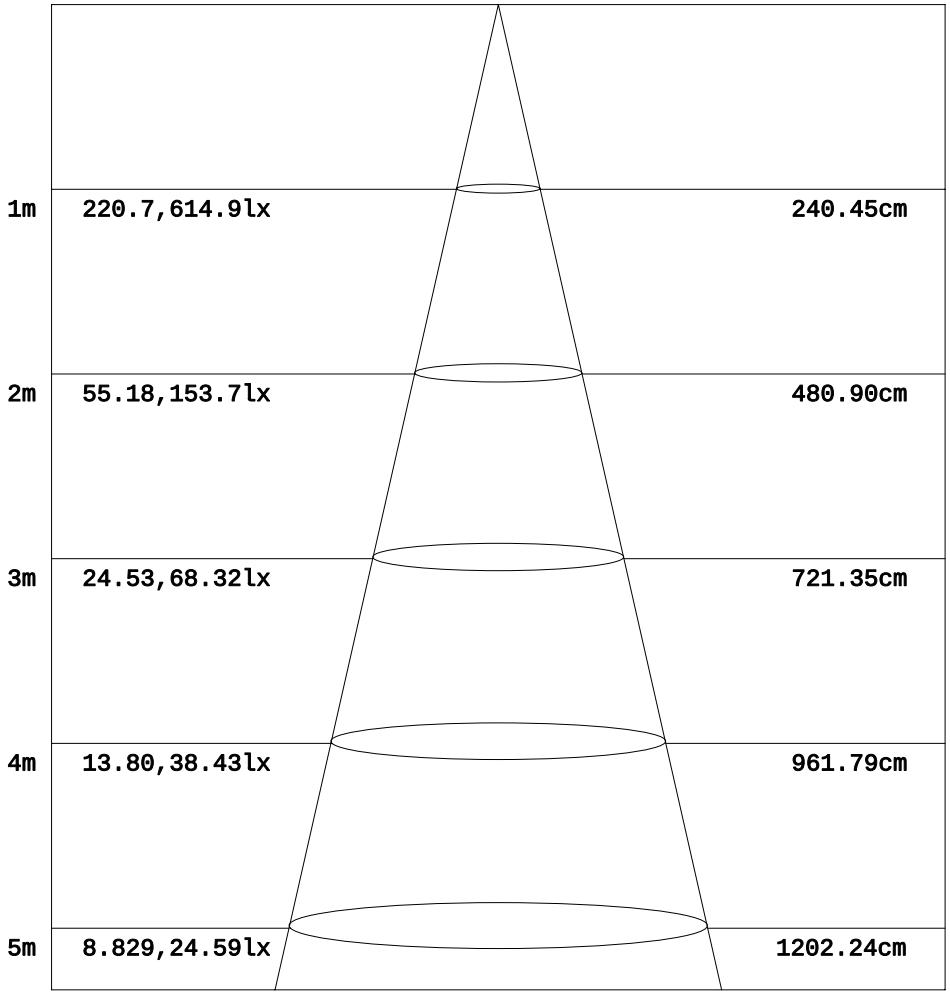

Note:The Curves indicate the illuminated area and the average illumination when the luminaire is at different distance.

C Range: 0 - 360DEG
C Interval: 30.0DEG
Test Speed: HIGH
Temperature:25.3DEG
Operators:
Test Date:21 September 2026

γ Range: 0 - 180DEG
γ Interval: 1.0DEG
Test System:EVERFINE GO-2000A_V1 SYSTEM V2.0.295
Humidity:65.0%
Test Distance:14.200m [K=1.0000]
Remarks:

ISOLUX DIAGRAM

Test:U:120.6V I:0.0985A P:11.63W PF:0.9790 Lamp Flux:1439.45x1 lm		
NAME:	TYPE:	WEIGHT:
SPEC.:	DIM.:	SERIAL No.:
MFR.:	SUR.:	Shielding Angle:

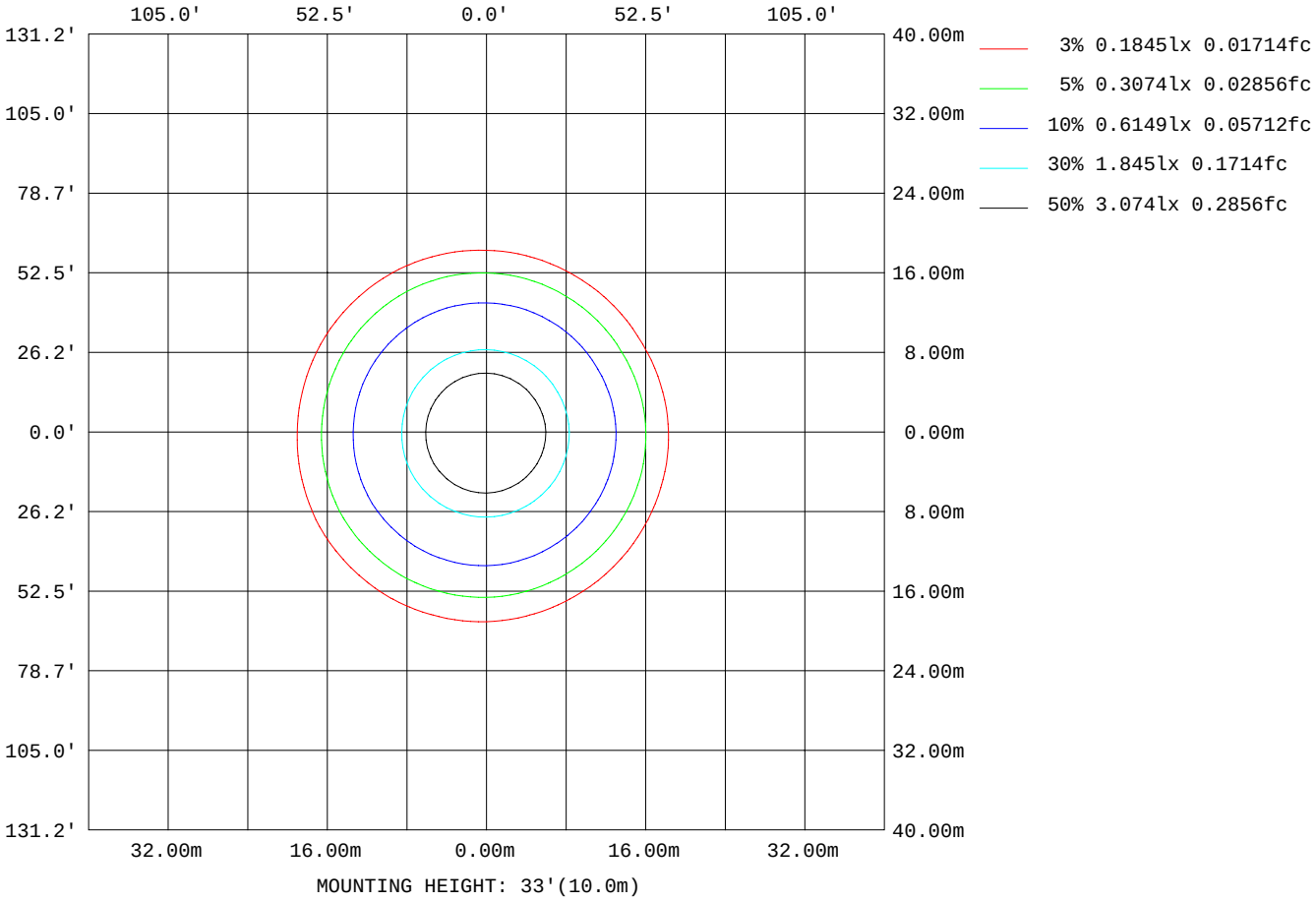

C Range: 0 - 360DEG
C Interval: 30.0DEG
Test Speed: HIGH
Temperature:25.3DEG
Operators:
Test Date:21 September 2026

γ Range: 0 - 180DEG
γ Interval: 1.0DEG
Test System:EVERFINE GO-2000A_V1 SYSTEM V2.0.295
Humidity:65.0%
Test Distance:14.200m [K=1.0000]
Remarks:

LED Avg.L Report

Test:U:120.6V I:0.0985A P:11.63W PF:0.9790 Lamp Flux:1439.45x1 lm		
NAME:	TYPE:	WEIGHT:
SPEC.:	DIM.:	SERIAL No.:
MFR.:	SUR.:	Shielding Angle:

AvgL	cd/m2
L_0~180(65)av	80352
L_0~180(75)av	33527
L_0~180(85)av	10381
L_90~270(65)av	80615
L_90~270(75)av	33673
L_90~270(85)av	9736
L_45(65)av	80422
L_45(75)av	33870
L_45(85)av	10270

Standard: GB/T 29293-2012

C Range: 0 - 360DEG
C Interval: 30.0DEG
Test Speed: HIGH
Temperature:25.3DEG
Operators:
Test Date:21 September 2026

γ Range: 0 - 180DEG
γ Interval: 1.0DEG
Test System:EVERFINE GO-2000A_V1 SYSTEM V2.0.295
Humidity:65.0%
Test Distance:14.200m [K=1.0000]
Remarks:

Planar Illuminance Curve

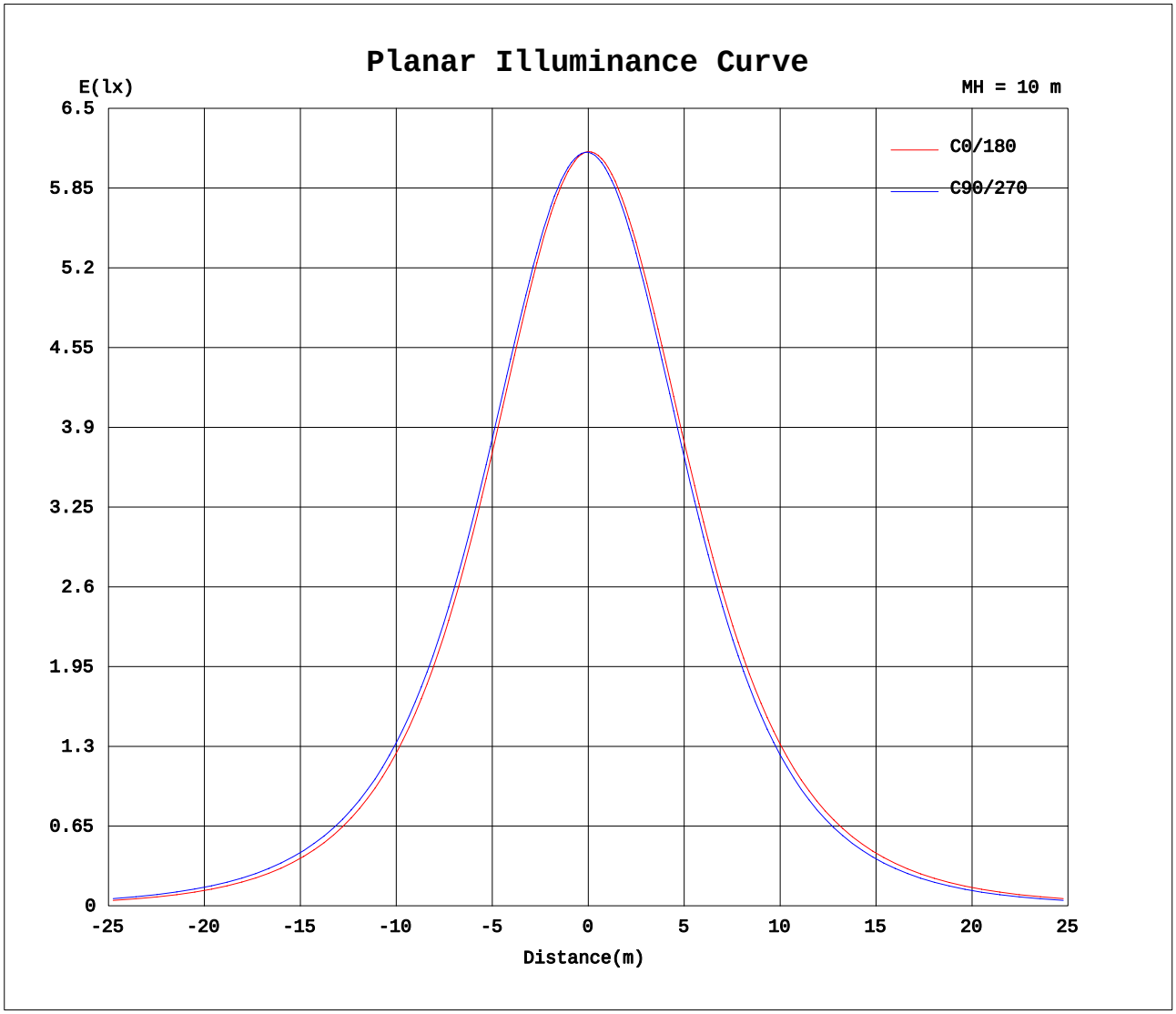

C Range: 0 - 360DEG
C Interval: 30.0DEG
Test Speed: HIGH
Temperature:25.3DEG
Operators:
Test Date:21 September 2026

γ Range: 0 - 180DEG
γ Interval: 1.0DEG
Test System:EVERFINE GO-2000A_V1 SYSTEM V2.0.295
Humidity:65.0%
Test Distance:14.200m [K=1.0000]
Remarks:

LUMINOUS DISTRIBUTION INTENSITY DATA

Test:U:120.6V I:0.0985A P:11.63W PF:0.9790 Lamp Flux:1439.45x1 lm		
NAME:	TYPE:	WEIGHT:
SPEC.:	DIM.:	SERIAL No.:
MFR.:	SUR.:	Shielding Angle:

Table--1 UNIT: cd

γ (DEG) \ C(DEG)	0	30	60	90	120	150	180	210	240	270	300	330
0	615	615	614	614	614	614	615	615	614	614	614	614
5	610	611	612	613	613	613	613	612	610	609	608	608
10	599	601	603	606	606	606	604	602	599	596	595	595
15	582	584	587	591	592	592	588	585	582	578	576	576
20	557	560	565	570	572	571	566	563	558	553	550	551
25	527	531	536	542	545	544	538	534	528	522	519	519
30	490	495	501	508	512	512	505	500	493	486	481	482
35	449	454	460	469	473	473	465	459	452	444	438	439
40	403	408	415	425	429	430	421	415	407	398	392	392
45	353	358	366	376	382	382	373	367	358	348	342	342
50	299	305	314	325	331	331	322	316	306	295	289	288
55	243	249	258	270	277	278	267	261	251	240	232	232
60	183	190	199	212	219	220	210	203	193	181	173	172
65	122	129	138	151	159	160	149	143	133	121	113	112
70	66.0	71.2	79.5	91.2	98.8	99.9	90.4	84.7	76.2	65.8	59.2	57.7
75	27.4	30.1	34.6	42.2	47.6	48.5	42.0	38.5	33.3	27.6	24.1	23.5
80	11.0	12.2	14.0	16.6	18.9	19.3	16.6	15.3	13.1	10.6	9.22	9.12
85	1.56	2.42	3.72	5.71	7.08	7.26	5.67	4.77	3.04	1.08	0.00	0.01
90	0.00	0.00	0.00	0.00	0.00	0.00	0.00	0.00	0.00	0.00	0.00	0.00
95	0.00	0.00	0.00	0.00	0.00	0.00	0.00	0.00	0.00	0.00	0.00	0.00
100	0.00	0.00	0.00	0.00	0.00	0.00	0.00	0.00	0.00	0.00	0.00	0.00
105	0.00	0.00	0.00	0.00	0.00	0.00	0.00	0.00	0.00	0.00	0.00	0.00
110	0.00	0.00	0.00	0.00	0.00	0.00	0.00	0.00	0.00	0.00	0.00	0.00
115	0.00	0.00	0.00	0.00	0.00	0.00	0.00	0.00	0.00	0.00	0.00	0.00
120	0.00	0.00	0.00	0.00	0.00	0.00	0.00	0.00	0.00	0.00	0.00	0.00
125	0.00	0.00	0.00	0.00	0.00	0.00	0.00	0.00	0.00	0.00	0.00	0.00
130	0.00	0.00	0.00	0.00	0.00	0.00	0.00	0.00	0.00	0.00	0.00	0.00
135	0.00	0.00	0.00	0.00	0.00	0.00	0.00	0.00	0.00	0.00	0.00	0.00
140	0.00	0.00	0.00	0.00	0.00	0.00	0.00	0.00	0.00	0.00	0.00	0.00
145	0.00	0.00	0.00	0.00	0.00	0.00	0.00	0.00	0.00	0.00	0.00	0.00
150	0.00	0.00	0.00	0.00	0.00	0.00	0.00	0.00	0.00	0.00	0.00	0.00
155	0.00	0.00	0.00	0.00	0.00	0.00	0.00	0.00	0.00	0.00	0.00	0.00
160	0.00	0.00	0.00	0.00	0.00	0.00	0.00	0.00	0.00	0.00	0.00	0.00
165	0.08	0.01	0.00	0.00	0.00	0.00	0.00	0.00	0.07	0.09	0.09	0.01
170	0.19	0.17	0.15	0.15	0.12	0.17	0.17	0.19	0.23	0.25	0.24	0.19
175	0.31	0.31	0.32	0.28	0.28	0.32	0.29	0.32	0.34	0.35	0.35	0.32
180	0.39	0.39	0.40	0.40	0.39	0.39	0.37	0.39	0.39	0.39	0.39	0.39

C Range: 0 - 360DEG
C Interval: 30.0DEG
Test Speed: HIGH
Temperature:25.3DEG
Operators:
Test Date:21 September 2026

γ Range: 0 - 180DEG
γ Interval: 1.0DEG
Test System:EVERFINE GO-2000A_V1 SYSTEM V2.0.295
Humidity:65.0%
Test Distance:14.200m [K=1.0000]
Remarks: