LUMINAIRE PHOTOMETRIC TEST REPORT

Test:U:120.6V I:0.1343A P:16.01W PF:0.9878 Lamp Flux:1861.53x1 lm		
NAME:	TYPE:	WEIGHT:
SPEC.:	DIM.:	SERIAL No.:
MFR.:	SUR.:	Shielding Angle:

DATA OF LAMP		PHOTOMETRIC DATA Eff: 116.27 lm/W			
MODEL	PT-CDL-SMDE22-DD-5C3P-4-17w-2700k	Imax(cd)	805.2	S/MH(C0/180)	1.22
NOMINAL POWER(W)	17	LOR(%)	100.0	S/MH(C90/270)	1.18
RATED VOLTAGE(V)	120	TOTAL FLUX(lm)	1861.5	η UP,DN(C0-180)	0.0,51.1
NOMINAL FLUX(lm)	1861.53	CIE CLASS	DIRECT	η UP,DN(C180-360)	0.0,48.8
LAMPS INSIDE	1	η up(%)	0.1	CIBSE SHR NOM	1.25
TEST VOLTAGE(V)	120	η down(%)	99.9	CIBSE SHR MAX	1.35

LUMINOUS INTENSITY DISTRIBUTION DIAGRAM

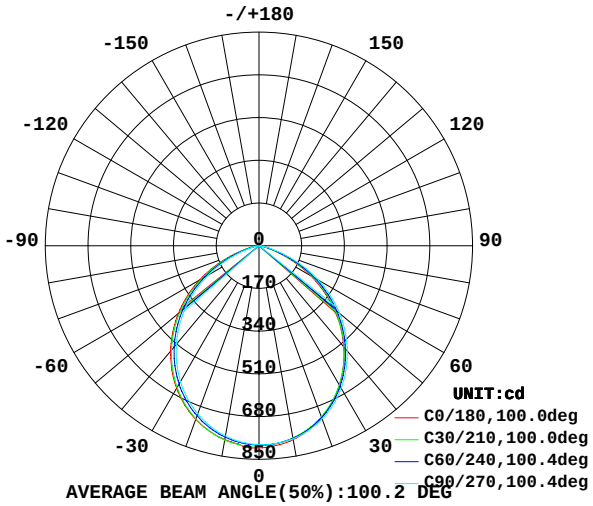

AVERAGE BEAM ANGLE(50%):100.2 DEG

C0 PLANE ISOLUX DIAGRAM (UNIT:lx)

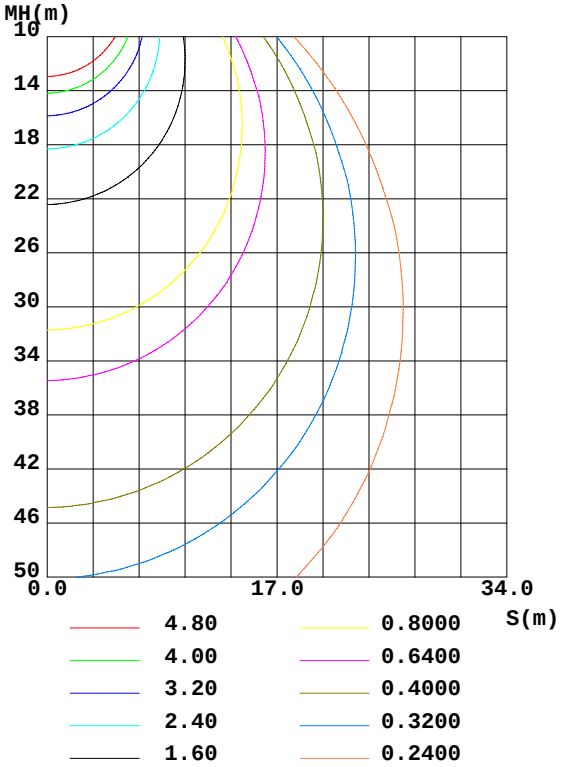

C Range: 0 - 360DEG
C Interval: 30.0DEG
Test Speed: HIGH
Temperature:25.3DEG
Operators:
Test Date:21 September 2026

γ Range: 0 - 180DEG
γ Interval: 1.0DEG
Test System:EVERFINE GO-2000A_V1 SYSTEM V2.0.295
Humidity:65.0%
Test Distance:14.200m [K=1.0000]
Remarks:

ZONAL FLUX DIAGRAM

ZONAL FLUX DIAGRAM:

γ	C0	C45	C90	C135	C180	C225	C270	C315	γ	Φ zone	Φ total	%lum,lamp
10	783.0	777.6	780.7	780.1	783.5	779.3	768.7	765.2	0- 10	74.98	74.98	4.03,4.03
20	728.4	726.2	733.1	736.1	735.3	727.0	712.1	707.0	10- 20	212.9	287.8	15.5,15.5
30	640.5	642.7	654.1	659.4	655.6	643.9	624.6	617.6	20- 30	316.3	604.2	32.5,32.5
40	524.4	530.8	546.7	553.9	546.9	533.3	511.0	502.5	30- 40	368.1	972.2	52.2,52.2
50	386.6	399.2	418.2	427.4	418.4	401.5	380.1	369.3	40- 50	360.2	1332	71.6,71.6
60	236.2	250.7	273.0	284.6	273.4	256.3	232.5	220.3	50- 60	292.8	1625	87.3,87.3
70	84.86	96.98	117.7	129.8	119.0	104.4	84.37	74.23	60- 70	173.7	1799	96.6,96.6
80	15.26	18.10	22.76	26.47	23.20	19.69	14.76	12.82	70- 80	53.71	1853	99.5,99.5
90	0	0	0	0.0062	0	0	0	0	80- 90	7.717	1860	99.9,99.9
100	0	0	0	0	0	0	0	0	90-100	0.0001	1860	99.9,99.9
110	0	0	0	0	0	0	0	0	100-110	0	1860	99.9,99.9
120	0	0	0	0	0	0	0	0	110-120	0	1860	99.9,99.9
130	0	0	0	0	0	0	0	0	120-130	0	1860	99.9,99.9
140	0	0	0	0	0	0	0	0.0003	130-140	0.0000	1860	99.9,99.9
150	0.7625	0.5555	0.4557	0.4480	0.4686	0.5754	0.7359	0.6292	140-150	0.1391	1861	99.9,99.9
160	1.352	1.171	1.138	1.091	1.138	1.211	1.312	1.218	150-160	0.4060	1861	100,100
170	1.740	1.667	1.581	1.586	1.687	1.707	1.754	1.687	160-170	0.4023	1861	100,100
180	1.968	1.954	1.928	1.941	1.995	1.954	1.928	1.928	170-180	0.1708	1862	100,100
DEG	LUMINOUS INTENSITY:cd									UNIT:lm		

C Range: 0 - 360DEG
C Interval: 30.0DEG
Test Speed: HIGH
Temperature:25.3DEG
Operators:
Test Date:21 September 2026

γ Range: 0 - 180DEG
γ Interval: 1.0DEG
Test System:EVERFINE GO-2000A_V1 SYSTEM V2.0.295
Humidity:65.0%
Test Distance:14.200m [K=1.0000]
Remarks:

CU AND LUMINAIRE BUDGETARY ESTIMATE DIAGRAM

Test:U:120.6V I:0.1343A P:16.01W PF:0.9878 Lamp Flux:1861.53x1 lm		
NAME:	TYPE:	WEIGHT:
SPEC.:	DIM.:	SERIAL No.:
MFR.:	SUR.:	Shielding Angle:

ρcc	80%			70%			50%			30%			10%			0
ρw	50%	30%	10%	50%	30%	10%	50%	30%	10%	50%	30%	10%	50%	30%	10%	0
ρfc	20%			20%			20%			20%			20%			0
RCR	RCR:Room Cavity Ratio			Coefficients of Utilization(CU)												
0.0	1.19	1.19	1.19	1.16	1.16	1.16	1.11	1.11	1.11	1.06	1.06	1.06	1.02	1.02	1.02	.00
1.0	1.06	1.03	.99	1.04	1.01	.98	.00	.97	.95	.96	.94	.92	.92	.91	.89	.87
2.0	.94	.88	.83	.92	.87	.82	.89	.84	.80	.86	.82	.78	.83	.79	.77	.75
3.0	.84	.76	.70	.82	.75	.70	.79	.73	.68	.76	.71	.67	.74	.70	.66	.64
4.0	.75	.67	.60	.73	.66	.60	.71	.64	.59	.69	.63	.58	.66	.62	.58	.56
5.0	.67	.59	.52	.66	.58	.52	.64	.57	.52	.62	.56	.51	.60	.55	.51	.49
6.0	.61	.52	.46	.60	.52	.46	.58	.51	.46	.56	.50	.45	.55	.49	.45	.43
7.0	.55	.47	.41	.54	.46	.41	.53	.46	.41	.51	.45	.40	.50	.44	.40	.38
8.0	.50	.42	.37	.50	.42	.37	.49	.41	.36	.47	.41	.36	.46	.40	.36	.34
9.0	.46	.39	.33	.46	.38	.33	.45	.38	.33	.44	.37	.33	.43	.37	.33	.31
10.0	.43	.35	.30	.42	.35	.30	.41	.35	.30	.41	.34	.30	.40	.34	.30	.28

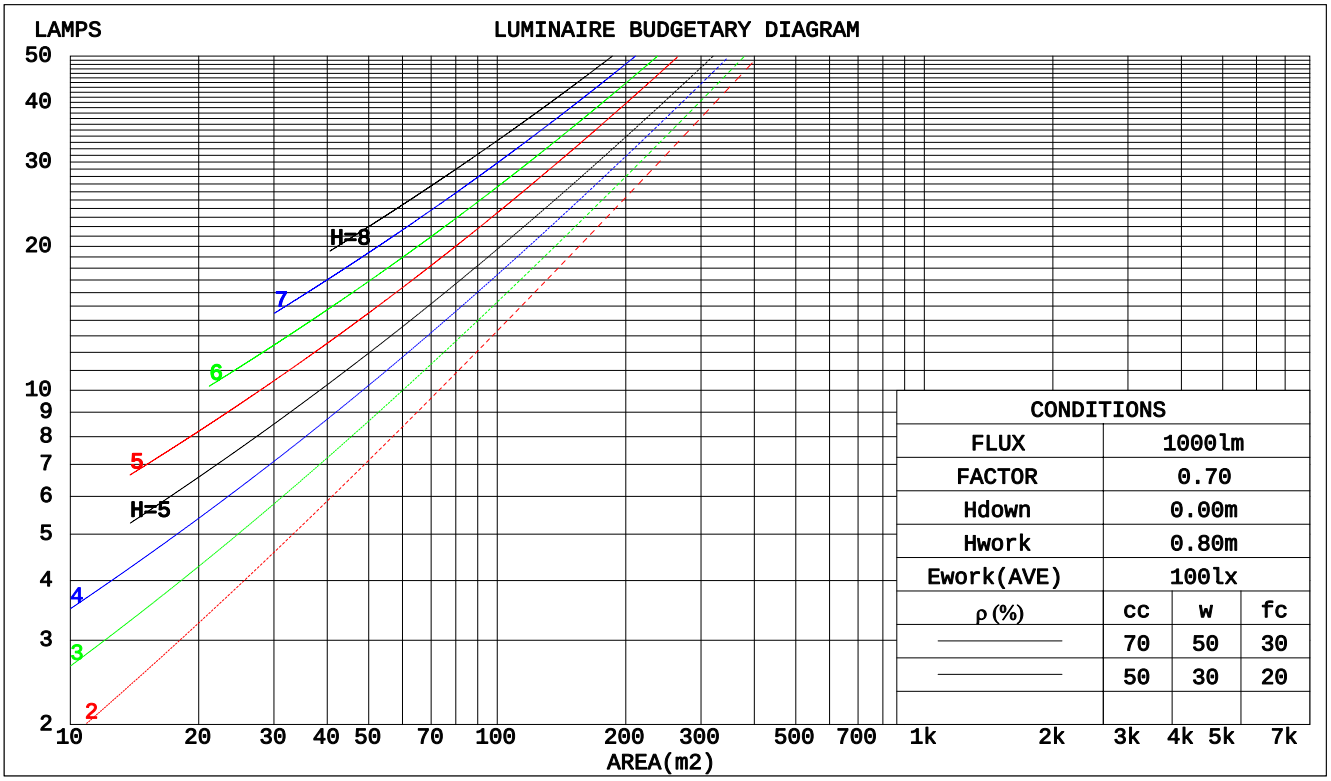

C Range: 0 - 360DEG
C Interval: 30.0DEG
Test Speed: HIGH
Temperature:25.3DEG
Operators:
Test Date:21 September 2026

γ Range: 0 - 180DEG
γ Interval: 1.0DEG
Test System:EVERFINE GO-2000A_V1 SYSTEM V2.0.295
Humidity:65.0%
Test Distance:14.200m [K=1.0000]
Remarks:

WEC AND CCEC

Test:U:120.6V I:0.1343A P:16.01W PF:0.9878 Lamp Flux:1861.53x1 lm		
NAME:	TYPE:	WEIGHT:
SPEC.:	DIM.:	SERIAL No.:
MFR.:	SUR.:	Shielding Angle:

ρcc	80%			70%			50%			30%			10%			0
ρw	50%	30%	10%	50%	30%	10%	50%	30%	10%	50%	30%	10%	50%	30%	10%	0
ρfc	20%			20%			20%			20%			20%			0
RCR	RCR:Room Cavity Ratio						Wall Exitance Coeffcients(WEC)									
0.0																
1.0	.264	.150	.048	.257	.146	.047	.244	.140	.045	.232	.134	.043	.221	.128	.041	
2.0	.257	.141	.043	.251	.138	.043	.239	.133	.041	.229	.128	.040	.219	.124	.039	
3.0	.243	.129	.039	.238	.127	.038	.228	.123	.037	.218	.120	.037	.210	.116	.036	
4.0	.228	.119	.035	.223	.117	.035	.215	.114	.034	.206	.111	.033	.199	.108	.033	
5.0	.214	.109	.032	.209	.108	.031	.202	.105	.031	.194	.102	.030	.187	.100	.030	
6.0	.200	.100	.029	.196	.099	.029	.189	.097	.028	.183	.095	.028	.177	.093	.028	
7.0	.188	.093	.026	.184	.092	.026	.178	.090	.026	.172	.088	.026	.167	.087	.025	
8.0	.176	.086	.024	.174	.085	.024	.168	.084	.024	.163	.082	.024	.158	.081	.024	
9.0	.166	.080	.022	.164	.080	.022	.159	.078	.022	.154	.077	.022	.149	.076	.022	
10.0	.157	.075	.021	.155	.075	.021	.150	.073	.021	.146	.072	.021	.142	.071	.020	

ρcc	80%			70%			50%			30%			10%			0
ρw	50%	30%	10%	50%	30%	10%	50%	30%	10%	50%	30%	10%	50%	30%	10%	0
ρfc	20%			20%			20%			20%			20%			0
RCR	RCR:Room Cavity Ratio						Ceiling Cavity Exitance Coefficients(CCEC)									
0.0	.191	.191	.191	.163	.163	.163	.111	.111	.111	.064	.064	.064	.020	.020	.020	
1.0	.178	.157	.138	.152	.135	.119	.104	.093	.082	.060	.054	.048	.019	.017	.015	
2.0	.168	.133	.103	.144	.114	.089	.099	.079	.062	.057	.046	.036	.018	.015	.012	
3.0	.160	.115	.079	.137	.099	.068	.094	.069	.048	.054	.040	.028	.017	.013	.009	
4.0	.152	.101	.062	.131	.087	.054	.090	.061	.038	.052	.036	.022	.017	.012	.007	
5.0	.145	.090	.050	.124	.078	.044	.086	.055	.031	.050	.032	.018	.016	.010	.006	
6.0	.138	.082	.042	.119	.071	.036	.082	.050	.026	.048	.029	.015	.015	.010	.005	
7.0	.132	.075	.035	.113	.065	.031	.078	.046	.022	.045	.027	.013	.015	.009	.004	
8.0	.126	.069	.030	.108	.060	.026	.075	.042	.019	.044	.025	.011	.014	.008	.004	
9.0	.120	.064	.027	.103	.056	.023	.072	.039	.016	.042	.023	.010	.014	.008	.003	
10.0	.115	.060	.024	.099	.052	.021	.069	.037	.015	.040	.022	.009	.013	.007	.003	

C Range: 0 - 360DEG
C Interval: 30.0DEG
Test Speed: HIGH
Temperature:25.3DEG
Operators:
Test Date:21 September 2026

γ Range: 0 - 180DEG
γ Interval: 1.0DEG
Test System:EVERFINE GO-2000A_V1 SYSTEM V2.0.295
Humidity:65.0%
Test Distance:14.200m [K=1.0000]
Remarks:

UGR(Unified Glare Rating) Table

Test:U:120.6V I:0.1343A P:16.01W PF:0.9878 Lamp Flux:1861.53x1 lm		
NAME:	TYPE:	WEIGHT:
SPEC.:	DIM.:	SERIAL No.:
MFR.:	SUR.:	Shielding Angle:

ceiling/cavity	0.7	0.7	0.5	0.5	0.3	0.7	0.7	0.5	0.5	0.3
walls	0.5	0.3	0.5	0.3	0.3	0.5	0.3	0.5	0.3	0.3
working plane	0.2	0.2	0.2	0.2	0.2	0.2	0.2	0.2	0.2	0.2
Room dimensions	Viewed crosswise					Viewed endwise				
x = 2H y = 2H	29.7	31.1	30.0	31.3	31.5	30.1	31.5	30.4	31.7	31.9
3H	30.3	31.6	30.5	31.8	32.0	30.9	32.2	31.2	32.4	32.7
4H	30.3	31.5	30.6	31.8	32.0	31.0	32.2	31.3	32.5	32.7
6H	30.2	31.4	30.6	31.6	31.9	31.0	32.2	31.3	32.4	32.7
8H	30.2	31.3	30.5	31.6	31.9	31.0	32.1	31.3	32.4	32.7
12H	30.1	31.2	30.5	31.5	31.8	30.9	32.0	31.3	32.3	32.6
4H 2H	30.1	31.3	30.4	31.6	31.8	30.5	31.7	30.8	31.9	32.2
3H	30.7	31.8	31.1	32.1	32.4	31.3	32.4	31.7	32.7	33.0
4H	30.8	31.8	31.2	32.1	32.4	31.5	32.4	31.8	32.7	33.1
6H	30.8	31.6	31.2	32.0	32.3	31.5	32.3	31.9	32.7	33.0
8H	30.7	31.5	31.2	31.9	32.3	31.5	32.3	31.9	32.6	33.0
12H	30.7	31.4	31.1	31.8	32.2	31.5	32.2	31.9	32.6	33.0
8H 4H	30.8	31.6	31.2	31.9	32.3	31.4	32.2	31.8	32.6	32.9
6H	30.8	31.4	31.2	31.8	32.3	31.5	32.1	31.9	32.5	32.9
8H	30.8	31.3	31.2	31.8	32.2	31.5	32.0	31.9	32.5	32.9
12H	30.8	31.2	31.2	31.7	32.2	31.5	32.0	32.0	32.4	32.9
12H 4H	30.7	31.5	31.2	31.8	32.2	31.4	32.1	31.8	32.5	32.9
6H	30.8	31.3	31.2	31.8	32.2	31.4	32.0	31.9	32.4	32.9
8H	30.8	31.2	31.2	31.7	32.2	31.5	31.9	31.9	32.4	32.9
Variations with the observer position at spacings:										
S = 1.0H	+ 0.4 / - 0.6					+ 0.4 / - 0.4				
1.5H	+ 0.3 / - 0.5					+ 0.3 / - 0.4				
2.0H	+ 0.7 / - 0.8					+ 0.7 / - 0.8				

CIE Pub.117 Corrected 1862 lm Total Lamp Luminous Flux.(8log(F/F0) = 2.2)

C Range: 0 - 360DEG
C Interval: 30.0DEG
Test Speed: HIGH
Temperature:25.3DEG
Operators:
Test Date:21 September 2026

γ Range: 0 - 180DEG
γ Interval: 1.0DEG
Test System:EVERFINE GO-2000A_V1 SYSTEM V2.0.295
Humidity:65.0%
Test Distance:14.200m [K=1.0000]
Remarks:

UTILIZATION FACTORS TABLE

Test:U:120.6V I:0.1343A P:16.01W PF:0.9878 Lamp Flux:1861.53x1 lm		
NAME:	TYPE:	WEIGHT:
SPEC.:	DIM.:	SERIAL No.:
MFR.:	SUR.:	Shielding Angle:

REFLECTANCE										
Ceiling	0.8	0.8	0.8	0.7	0.7	0.7	0.5	0.5	0.5	0
Walls	0.7	0.5	0.3	0.7	0.5	0.3	0.7	0.5	0.3	0
Working plane	0.2	0.2	0.2	0.2	0.2	0.2	0.2	0.2	0.2	0
ROOM INDEX	UTILIZATION FACTORS(PERCENT) k(RI) x RCR = 5									
k = 0.60	61	51	44	61	50	44	60	50	44	38
0.80	72	61	54	71	61	54	69	60	54	47
1.00	80	70	64	79	70	64	77	71	63	56
1.25	87	78	72	86	77	71	84	76	71	64
1.50	92	83	77	91	83	77	88	81	76	69
2.00	99	91	86	97	90	85	94	88	83	76
2.50	102	95	90	100	94	89	96	91	87	80
3.00	105	99	94	103	98	93	99	95	91	83
4.00	108	104	100	106	102	98	102	98	95	87
5.00	110	106	103	108	104	101	104	101	98	89
ROOM INDEX	UF(total)									Direct
According to DIN EN 13032-2 2004				Suspended					SHRNOM = 1.25	

C Range: 0 - 360DEG
C Interval: 30.0DEG
Test Speed: HIGH
Temperature:25.3DEG
Operators:
Test Date:21 September 2026

γ Range: 0 - 180DEG
γ Interval: 1.0DEG
Test System:EVERFINE GO-2000A_V1 SYSTEM V2.0.295
Humidity:65.0%
Test Distance:14.200m [K=1.0000]
Remarks:

ISOCANDELA DIAGRAM

Test:U:120.6V I:0.1343A P:16.01W PF:0.9878 Lamp Flux:1861.53x1 lm		
NAME:	TYPE:	WEIGHT:
SPEC.:	DIM.:	SERIAL No.:
MFR.:	SUR.:	Shielding Angle:

Conical surface Flux(90deg):
1157.1 lm
%lum = 62.2%
%lamp = 62.2%

Conical surface Flux(120deg):
1625.3 lm
%lum = 87.3%
%lamp = 87.3%

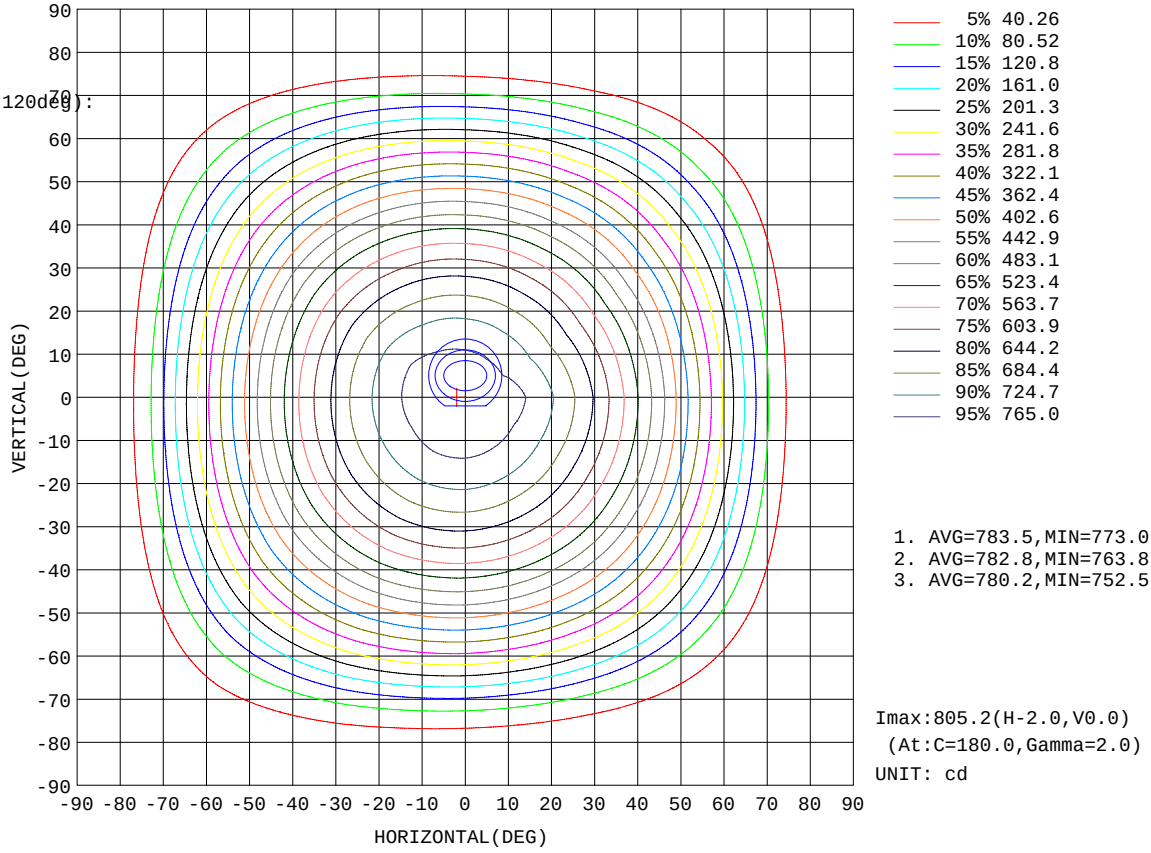

1. AVG=783.5,MIN=773.0
2. AVG=782.8,MIN=763.8
3. AVG=780.2,MIN=752.5

Imax:805.2(H-2.0,V0.0)
(At:C=180.0,Gamma=2.0)
UNIT: cd

C Range: 0 - 360DEG
C Interval: 30.0DEG
Test Speed: HIGH
Temperature:25.3DEG
Operators:
Test Date:21 September 2026

γ Range: 0 - 180DEG
γ Interval: 1.0DEG
Test System:EVERFINE GO-2000A_V1 SYSTEM V2.0.295
Humidity:65.0%
Test Distance:14.200m [K=1.0000]
Remarks:

AAI Figure

Test:U:120.6V I:0.1343A P:16.01W PF:0.9878 Lamp Flux:1861.53x1 lm		
NAME:	TYPE:	WEIGHT:
SPEC.:	DIM.:	SERIAL No.:
MFR.:	SUR.:	Shielding Angle:

Flux out:1332 lm

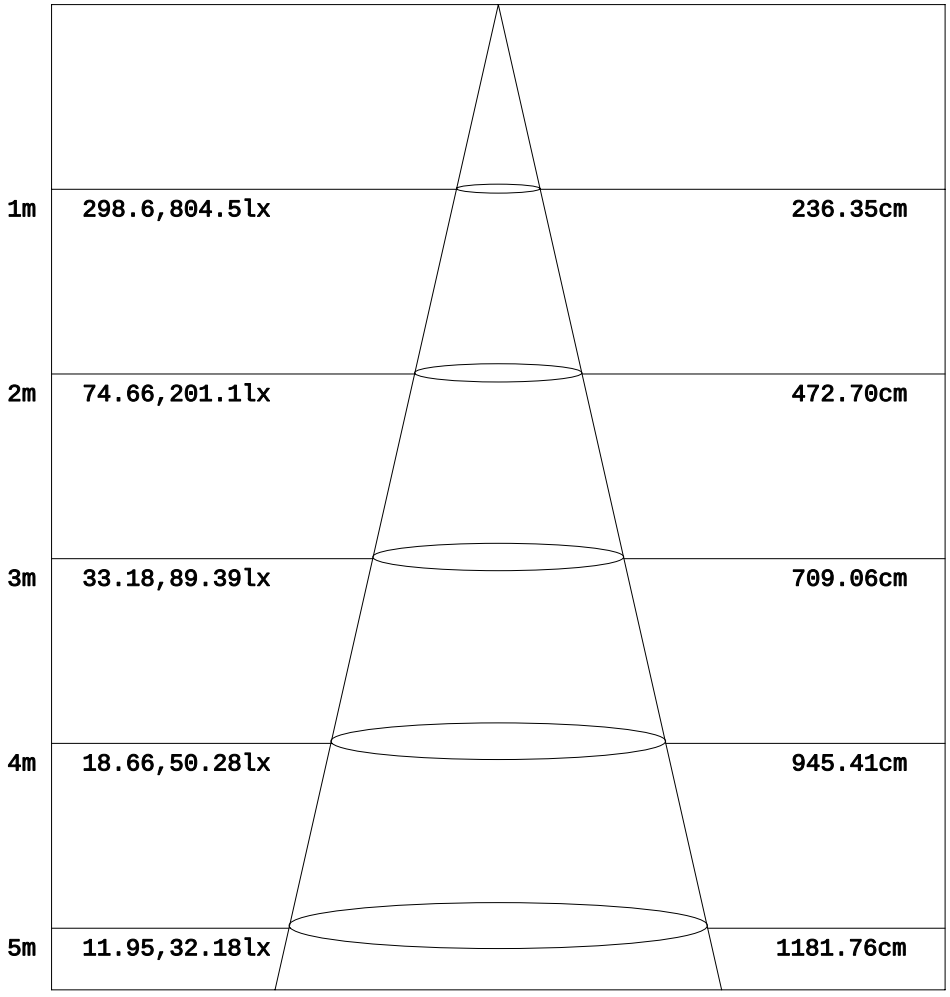

Note:The Curves indicate the illuminated area and the average illumination when the luminaire is at different distance.

C Range: 0 - 360DEG
C Interval: 30.0DEG
Test Speed: HIGH
Temperature:25.3DEG
Operators:
Test Date:21 September 2026

γ Range: 0 - 180DEG
γ Interval: 1.0DEG
Test System:EVERFINE GO-2000A_V1 SYSTEM V2.0.295
Humidity:65.0%
Test Distance:14.200m [K=1.0000]
Remarks:

ISOLUX DIAGRAM

Test:U:120.6V I:0.1343A P:16.01W PF:0.9878 Lamp Flux:1861.53x1 lm		
NAME:	TYPE:	WEIGHT:
SPEC.:	DIM.:	SERIAL No.:
MFR.:	SUR.:	Shielding Angle:

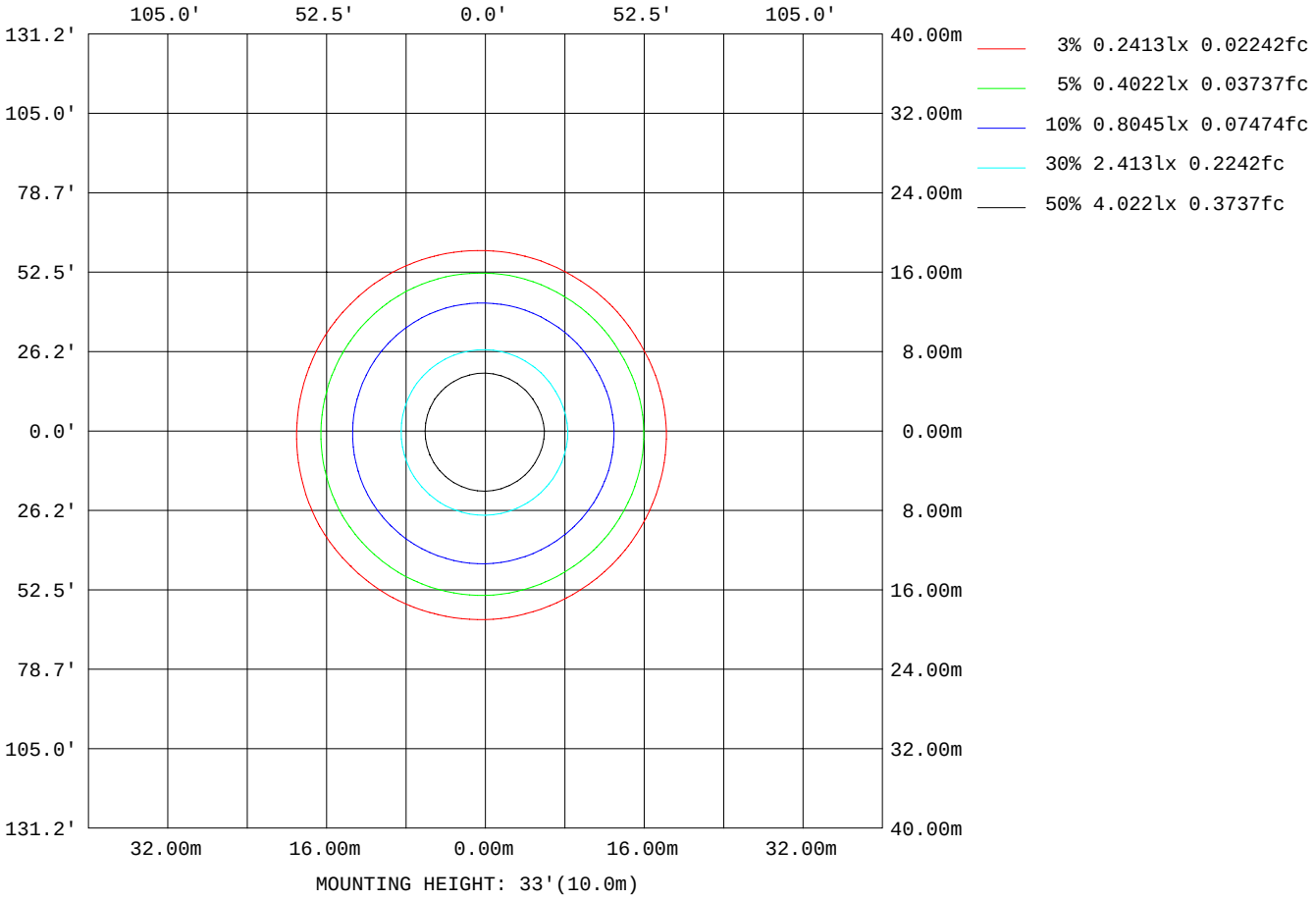

C Range: 0 - 360DEG
C Interval: 30.0DEG
Test Speed: HIGH
Temperature:25.3DEG
Operators:
Test Date:21 September 2026

γ Range: 0 - 180DEG
γ Interval: 1.0DEG
Test System:EVERFINE GO-2000A_V1 SYSTEM V2.0.295
Humidity:65.0%
Test Distance:14.200m [K=1.0000]
Remarks:

LED Avg.L Report

Test:U:120.6V I:0.1343A P:16.01W PF:0.9878 Lamp Flux:1861.53x1 lm		
NAME:	TYPE:	WEIGHT:
SPEC.:	DIM.:	SERIAL No.:
MFR.:	SUR.:	Shielding Angle:

AvgL	cd/m2
L_0~180(65)av	104379
L_0~180(75)av	44500
L_0~180(85)av	17421
L_90~270(65)av	103564
L_90~270(75)av	44076
L_90~270(85)av	16289
L_45(65)av	103622
L_45(75)av	44638
L_45(85)av	16855

Standard: GB/T 29293-2012

C Range: 0 - 360DEG
C Interval: 30.0DEG
Test Speed: HIGH
Temperature:25.3DEG
Operators:
Test Date:21 September 2026

γ Range: 0 - 180DEG
γ Interval: 1.0DEG
Test System:EVERFINE GO-2000A_V1 SYSTEM V2.0.295
Humidity:65.0%
Test Distance:14.200m [K=1.0000]
Remarks:

Planar Illuminance Curve

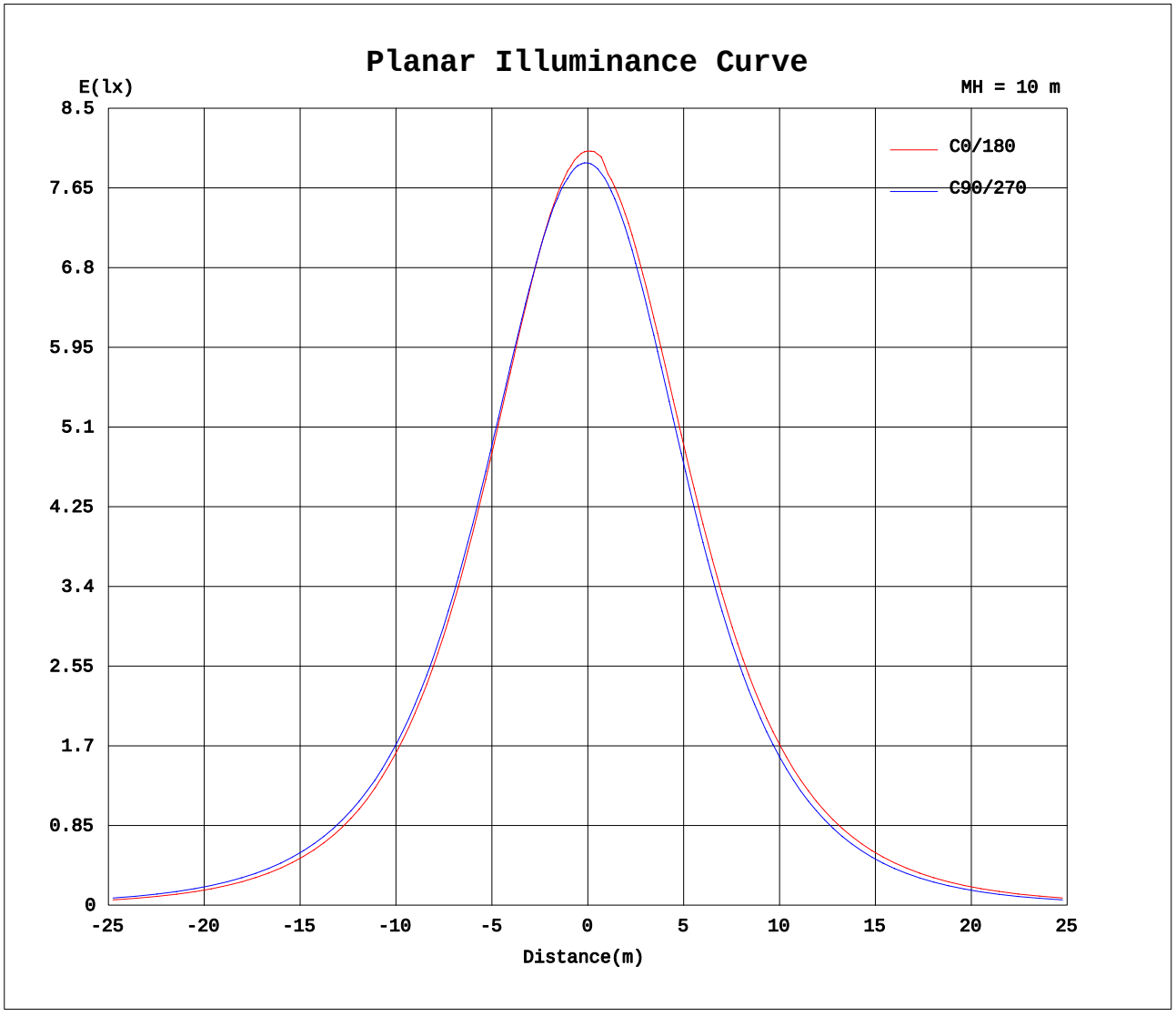

C Range: 0 - 360DEG
C Interval: 30.0DEG
Test Speed: HIGH
Temperature:25.3DEG
Operators:
Test Date:21 September 2026

γ Range: 0 - 180DEG
γ Interval: 1.0DEG
Test System:EVERFINE GO-2000A_V1 SYSTEM V2.0.295
Humidity:65.0%
Test Distance:14.200m [K=1.0000]
Remarks:

LUMINOUS DISTRIBUTION INTENSITY DATA

Test:U:120.6V I:0.1343A P:16.01W PF:0.9878 Lamp Flux:1861.53x1 lm		
NAME:	TYPE:	WEIGHT:
SPEC.:	DIM.:	SERIAL No.:
MFR.:	SUR.:	Shielding Angle:

Table--1 UNIT: cd

γ (DEG) \ C(DEG)	0	30	60	90	120	150	180	210	240	270	300	330
0	804	799	793	792	791	789	804	799	793	792	791	789
5	797	790	790	790	790	789	799	798	787	785	782	782
10	783	777	778	781	780	780	784	785	774	769	765	765
15	760	755	758	761	763	761	764	763	751	745	740	740
20	728	724	728	733	737	735	735	734	720	712	707	707
25	689	686	691	698	702	701	699	696	682	672	666	666
30	640	639	646	654	660	659	656	652	636	625	618	618
35	586	586	593	603	610	610	604	600	583	571	563	562
40	524	527	535	547	554	554	547	541	525	511	503	502
45	460	463	472	484	493	493	485	479	462	448	438	438
50	387	394	404	418	427	428	418	408	395	380	369	369
55	313	321	332	348	357	359	348	338	324	308	297	296
60	236	245	257	273	284	285	273	263	249	233	221	220
65	157	166	178	195	206	208	196	186	172	155	144	142
70	84.9	91.7	102	118	129	131	119	110	98.4	84.4	75.0	73.5
75	36.0	39.5	45.3	55.1	62.9	64.8	56.2	50.9	43.8	36.1	31.3	30.8
80	15.3	16.9	19.3	22.8	26.0	26.9	23.2	21.2	18.2	14.8	12.8	12.8
85	3.15	4.31	6.12	8.74	10.7	11.2	8.99	7.61	5.25	2.61	0.92	0.97
90	0.00	0.00	0.00	0.00	0.01	0.00	0.00	0.00	0.00	0.00	0.00	0.00
95	0.00	0.00	0.00	0.00	0.00	0.00	0.00	0.00	0.00	0.00	0.00	0.00
100	0.00	0.00	0.00	0.00	0.00	0.00	0.00	0.00	0.00	0.00	0.00	0.00
105	0.00	0.00	0.00	0.00	0.00	0.00	0.00	0.00	0.00	0.00	0.00	0.00
110	0.00	0.00	0.00	0.00	0.00	0.00	0.00	0.00	0.00	0.00	0.00	0.00
115	0.00	0.00	0.00	0.00	0.00	0.00	0.00	0.00	0.00	0.00	0.00	0.00
120	0.00	0.00	0.00	0.00	0.00	0.00	0.00	0.00	0.00	0.00	0.00	0.00
125	0.00	0.00	0.00	0.00	0.00	0.00	0.00	0.00	0.00	0.00	0.00	0.00
130	0.00	0.00	0.00	0.00	0.00	0.00	0.00	0.00	0.00	0.00	0.00	0.00
135	0.00	0.00	0.00	0.00	0.00	0.00	0.00	0.00	0.00	0.00	0.00	0.00
140	0.00	0.00	0.00	0.00	0.00	0.00	0.00	0.00	0.00	0.00	0.00	0.00
145	0.41	0.27	0.12	0.08	0.03	0.12	0.09	0.15	0.26	0.39	0.34	0.21
150	0.76	0.62	0.49	0.46	0.40	0.50	0.47	0.52	0.63	0.74	0.71	0.55
155	1.08	0.94	0.83	0.83	0.75	0.82	0.82	0.87	0.94	1.06	0.99	0.87
160	1.35	1.22	1.12	1.14	1.06	1.13	1.14	1.16	1.26	1.31	1.29	1.15
165	1.57	1.46	1.41	1.38	1.35	1.39	1.42	1.45	1.50	1.55	1.53	1.43
170	1.74	1.69	1.65	1.58	1.55	1.62	1.69	1.69	1.73	1.75	1.73	1.65
175	1.87	1.85	1.83	1.78	1.79	1.81	1.85	1.87	1.87	1.89	1.90	1.81
180	1.97	1.97	1.94	1.93	1.95	1.93	1.99	1.94	1.97	1.93	1.93	1.93

C Range: 0 - 360DEG
C Interval: 30.0DEG
Test Speed: HIGH
Temperature:25.3DEG
Operators:
Test Date:21 September 2026

γ Range: 0 - 180DEG
γ Interval: 1.0DEG
Test System:EVERFINE GO-2000A_V1 SYSTEM V2.0.295
Humidity:65.0%
Test Distance:14.200m [K=1.0000]
Remarks: