LUMINAIRE PHOTOMETRIC TEST REPORT

Test:U:120.7V I:0.1317A P:15.69W PF:0.9875 Lamp Flux:1949.39x1 lm		
NAME:	TYPE:	WEIGHT:
SPEC.:	DIM.:	SERIAL No.:
MFR.:	SUR.:	Shielding Angle:

DATA OF LAMP		PHOTOMETRIC DATA Eff: 124.25 lm/W			
MODEL	PT-CDL-SMD-22-DD-5C3P-4-17w-3000k	Imax(cd)	835.0	S/MH(C0/180)	1.22
NOMINAL POWER(W)	17	LOR(%)	100.0	S/MH(C90/270)	1.18
RATED VOLTAGE(V)	120	TOTAL FLUX(lm)	1949.4	η UP,DN(C0-180)	0.0,51.3
NOMINAL FLUX(lm)	1949.39	CIE CLASS	DIRECT	η UP,DN(C180-360)	0.0,48.7
LAMPS INSIDE	1	η up(%)	0.1	CIBSE SHR NOM	1.25
TEST VOLTAGE(V)	120	η down(%)	99.9	CIBSE SHR MAX	1.35

LUMINOUS INTENSITY DISTRIBUTION DIAGRAM

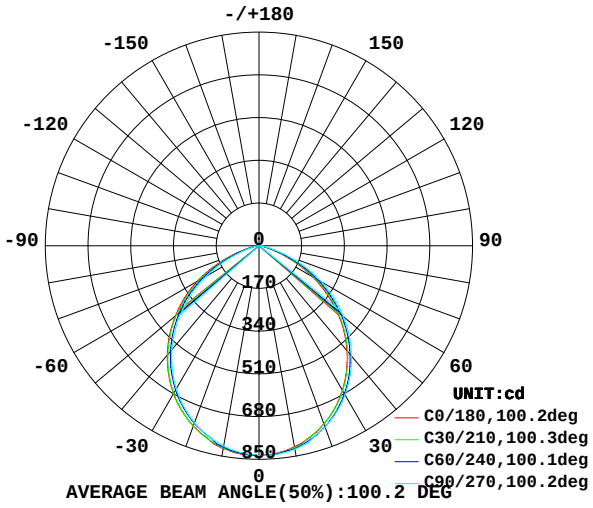

AVERAGE BEAM ANGLE(50%):100.2 DEG

C0 PLANE ISOLUX DIAGRAM (UNIT:lx)

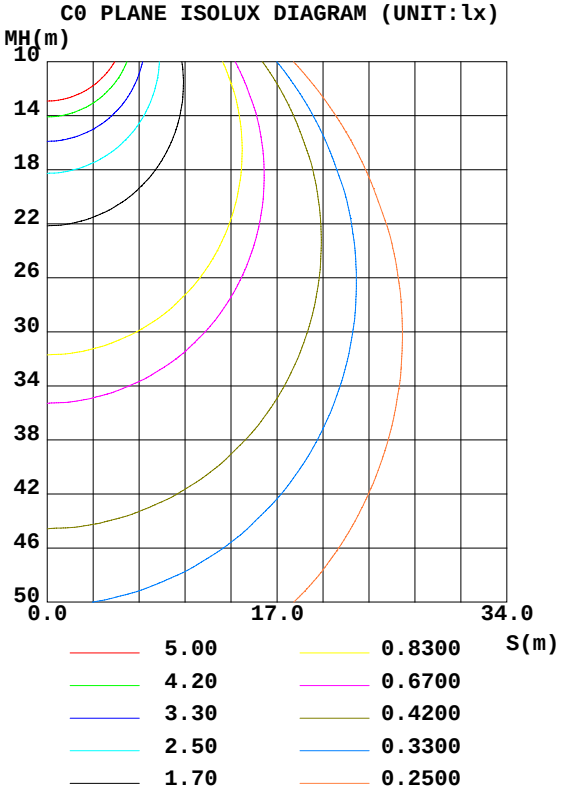

C Range: 0 - 360DEG
C Interval: 30.0DEG
Test Speed: HIGH
Temperature:25.3DEG
Operators:
Test Date:21 September 2026

γ Range: 0 - 180DEG
γ Interval: 1.0DEG
Test System:EVERFINE GO-2000A_V1 SYSTEM V2.0.295
Humidity:65.0%
Test Distance:14.200m [K=1.0000]
Remarks:

ZONAL FLUX DIAGRAM

ZONAL FLUX DIAGRAM:

γ	C0	C45	C90	C135	C180	C225	C270	C315	γ	Φ zone	Φ total	%lum,lamp
10	812.1	818.1	822.0	824.2	820.3	815.3	810.2	808.1	0- 10	78.76	78.76	4.04,4.04
20	754.1	760.7	767.7	775.3	763.2	757.8	750.1	742.3	10- 20	223.1	301.8	15.5,15.5
30	663.8	672.8	685.1	695.7	680.4	671.0	658.0	647.1	20- 30	331.1	632.9	32.5,32.5
40	544.4	556.4	572.1	585.3	567.9	555.9	538.9	525.8	30- 40	385.4	1018	52.2,52.2
50	400.9	418.7	438.5	453.5	434.4	420.9	396.7	383.7	40- 50	377.3	1396	71.6,71.6
60	244.4	261.9	286.4	302.3	284.0	266.9	242.6	227.5	50- 60	306.0	1702	87.3,87.3
70	87.36	101.5	124.2	140.1	123.3	108.3	87.80	75.37	60- 70	181.5	1883	96.6,96.6
80	15.96	19.17	24.31	29.23	24.34	20.62	15.52	13.12	70- 80	56.50	1940	99.5,99.5
90	0	0	0	0.1958	0	0	0	0	80- 90	8.322	1948	99.9,99.9
100	0	0	0	0	0	0	0	0	90-100	0.0018	1948	99.9,99.9
110	0	0	0	0	0	0	0	0	100-110	0	1948	99.9,99.9
120	0	0	0	0	0	0	0	0	110-120	0	1948	99.9,99.9
130	0	0	0	0	0	0	0	0	120-130	0	1948	99.9,99.9
140	0.1999	0.0270	0	0	0	0.0606	0.2134	0.1478	130-140	0.0058	1948	99.9,99.9
150	0.9900	0.7699	0.6843	0.6757	0.6439	0.8102	0.9900	0.9037	140-150	0.2537	1948	99.9,99.9
160	1.579	1.425	1.379	1.366	1.339	1.459	1.606	1.519	150-160	0.5190	1949	100,100
170	1.994	1.928	1.888	1.888	1.888	1.981	2.048	2.015	160-170	0.4789	1949	100,100
180	2.222	2.242	2.209	2.256	2.209	2.236	2.236	2.256	170-180	0.1980	1949	100,100
DEG	LUMINOUS INTENSITY:cd									UNIT:lm		

C Range: 0 - 360DEG
C Interval: 30.0DEG
Test Speed: HIGH
Temperature:25.3DEG
Operators:
Test Date:21 September 2026

γ Range: 0 - 180DEG
γ Interval: 1.0DEG
Test System:EVERFINE GO-2000A_V1 SYSTEM V2.0.295
Humidity:65.0%
Test Distance:14.200m [K=1.0000]
Remarks:

CU AND LUMINAIRE BUDGETARY ESTIMATE DIAGRAM

Test:U:120.7V I:0.1317A P:15.69W PF:0.9875 Lamp Flux:1949.39x1 lm		
NAME:	TYPE:	WEIGHT:
SPEC.:	DIM.:	SERIAL No.:
MFR.:	SUR.:	Shielding Angle:

ρcc	80%			70%			50%			30%			10%			0
ρw	50%	30%	10%	50%	30%	10%	50%	30%	10%	50%	30%	10%	50%	30%	10%	0
ρfc	20%			20%			20%			20%			20%			0
RCR	RCR:Room Cavity Ratio			Coefficients of Utilization(CU)												
0.0	1.19	1.19	1.19	1.16	1.16	1.16	1.11	1.11	1.11	1.06	1.06	1.06	1.02	1.02	1.02	.00
1.0	1.06	1.03	.99	1.04	1.01	.98	.00	.97	.95	.96	.94	.92	.92	.91	.89	.87
2.0	.94	.88	.83	.92	.87	.82	.89	.84	.80	.86	.82	.78	.83	.79	.77	.75
3.0	.84	.76	.70	.82	.75	.70	.79	.73	.68	.76	.71	.67	.74	.70	.66	.64
4.0	.75	.67	.60	.73	.66	.60	.71	.64	.59	.69	.63	.58	.66	.62	.58	.56
5.0	.67	.59	.52	.66	.58	.52	.64	.57	.52	.62	.56	.51	.60	.55	.51	.49
6.0	.61	.52	.46	.60	.52	.46	.58	.51	.46	.56	.50	.45	.55	.49	.45	.43
7.0	.55	.47	.41	.54	.46	.41	.53	.46	.41	.51	.45	.40	.50	.44	.40	.38
8.0	.50	.42	.37	.50	.42	.37	.49	.41	.36	.47	.41	.36	.46	.40	.36	.34
9.0	.46	.39	.33	.46	.38	.33	.45	.38	.33	.44	.37	.33	.43	.37	.33	.31
10.0	.43	.35	.30	.42	.35	.30	.41	.35	.30	.41	.34	.30	.40	.34	.30	.28

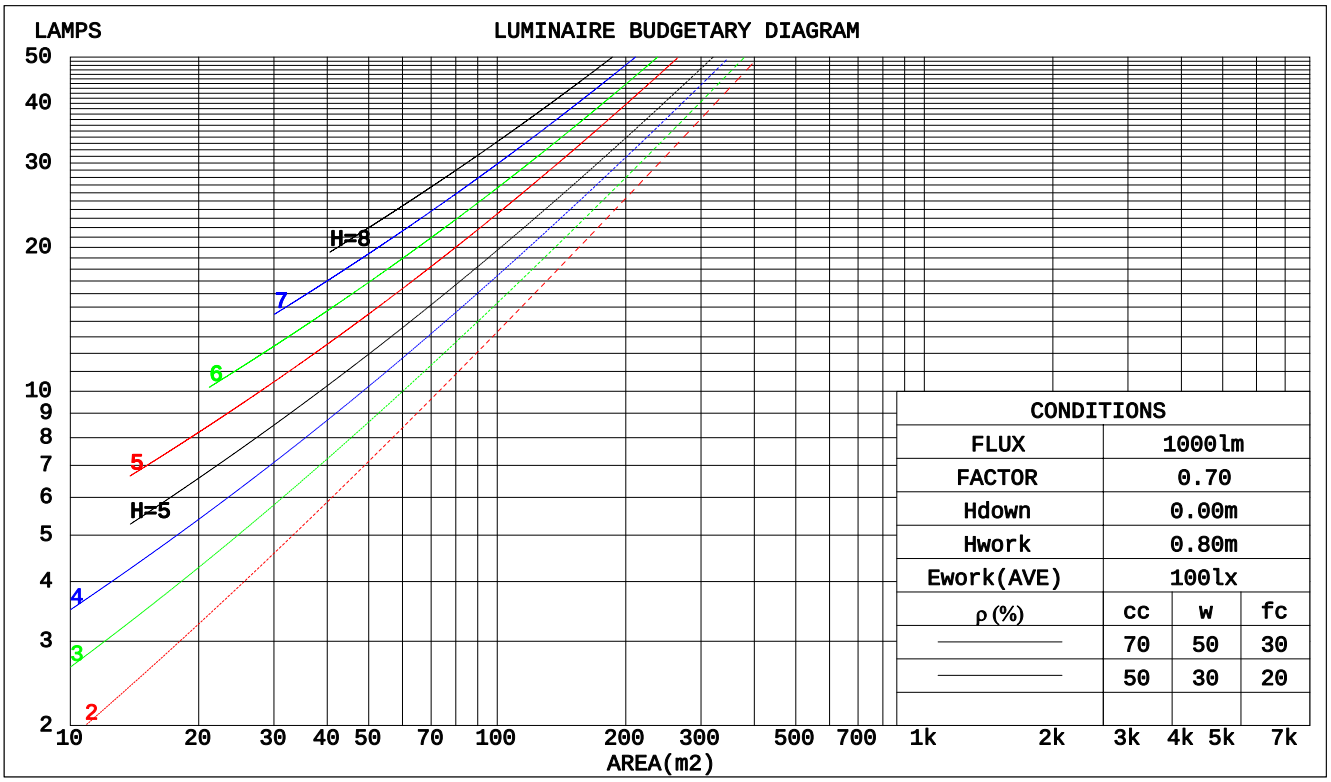

C Range: 0 - 360DEG
C Interval: 30.0DEG
Test Speed: HIGH
Temperature:25.3DEG
Operators:
Test Date:21 September 2026

γ Range: 0 - 180DEG
γ Interval: 1.0DEG
Test System:EVERFINE GO-2000A_V1 SYSTEM V2.0.295
Humidity:65.0%
Test Distance:14.200m [K=1.0000]
Remarks:

WEC AND CCEC

Test:U:120.7V I:0.1317A P:15.69W PF:0.9875 Lamp Flux:1949.39x1 lm		
NAME:	TYPE:	WEIGHT:
SPEC.:	DIM.:	SERIAL No.:
MFR.:	SUR.:	Shielding Angle:

ρcc	80%			70%			50%			30%			10%			0
ρw	50%	30%	10%	50%	30%	10%	50%	30%	10%	50%	30%	10%	50%	30%	10%	0
ρfc	20%			20%			20%			20%			20%			0
RCR	RCR:Room Cavity Ratio						Wall Exitance Coeffcients(WEC)									
0.0																
1.0	.264	.150	.048	.257	.147	.047	.244	.140	.045	.232	.134	.043	.221	.128	.041	
2.0	.257	.141	.043	.251	.138	.043	.239	.133	.041	.229	.128	.040	.219	.124	.039	
3.0	.243	.129	.039	.238	.127	.038	.228	.123	.037	.218	.120	.037	.210	.116	.036	
4.0	.228	.119	.035	.223	.117	.035	.214	.114	.034	.206	.111	.033	.199	.108	.033	
5.0	.214	.109	.032	.209	.108	.031	.202	.105	.031	.194	.102	.030	.187	.100	.030	
6.0	.200	.100	.029	.196	.099	.029	.189	.097	.028	.183	.095	.028	.177	.093	.028	
7.0	.188	.093	.026	.184	.092	.026	.178	.090	.026	.172	.088	.026	.167	.087	.025	
8.0	.176	.086	.024	.173	.085	.024	.168	.084	.024	.163	.082	.024	.158	.081	.024	
9.0	.166	.080	.022	.164	.080	.022	.158	.078	.022	.154	.077	.022	.149	.076	.022	
10.0	.157	.075	.021	.155	.075	.021	.150	.073	.021	.146	.072	.021	.142	.071	.020	

ρcc	80%			70%			50%			30%			10%			0
ρw	50%	30%	10%	50%	30%	10%	50%	30%	10%	50%	30%	10%	50%	30%	10%	0
ρfc	20%			20%			20%			20%			20%			0
RCR	RCR:Room Cavity Ratio						Ceiling Cavity Exitance Coefficients(CCEC)									
0.0	.191	.191	.191	.163	.163	.163	.111	.111	.111	.064	.064	.064	.020	.020	.020	
1.0	.178	.157	.139	.152	.135	.119	.104	.093	.082	.060	.054	.048	.019	.017	.016	
2.0	.168	.133	.103	.144	.114	.089	.099	.079	.062	.057	.046	.036	.018	.015	.012	
3.0	.160	.115	.079	.137	.099	.068	.094	.069	.048	.054	.040	.028	.017	.013	.009	
4.0	.152	.101	.062	.131	.087	.054	.090	.061	.038	.052	.036	.022	.017	.012	.007	
5.0	.145	.091	.050	.125	.078	.044	.086	.055	.031	.050	.032	.018	.016	.010	.006	
6.0	.138	.082	.042	.119	.071	.036	.082	.050	.026	.048	.029	.015	.015	.010	.005	
7.0	.132	.075	.035	.113	.065	.031	.078	.046	.022	.046	.027	.013	.015	.009	.004	
8.0	.126	.069	.030	.108	.060	.027	.075	.042	.019	.044	.025	.011	.014	.008	.004	
9.0	.120	.064	.027	.103	.056	.023	.072	.039	.017	.042	.023	.010	.014	.008	.003	
10.0	.115	.060	.024	.099	.052	.021	.069	.037	.015	.040	.022	.009	.013	.007	.003	

C Range: 0 - 360DEG
C Interval: 30.0DEG
Test Speed: HIGH
Temperature:25.3DEG
Operators:
Test Date:21 September 2026

γ Range: 0 - 180DEG
γ Interval: 1.0DEG
Test System:EVERFINE GO-2000A_V1 SYSTEM V2.0.295
Humidity:65.0%
Test Distance:14.200m [K=1.0000]
Remarks:

UGR(Unified Glare Rating) Table

Test:U:120.7V I:0.1317A P:15.69W PF:0.9875 Lamp Flux:1949.39x1 lm		
NAME:	TYPE:	WEIGHT:
SPEC.:	DIM.:	SERIAL No.:
MFR.:	SUR.:	Shielding Angle:

ceiling/cavity	0.7	0.7	0.5	0.5	0.3	0.7	0.7	0.5	0.5	0.3
walls	0.5	0.3	0.5	0.3	0.3	0.5	0.3	0.5	0.3	0.3
working plane	0.2	0.2	0.2	0.2	0.2	0.2	0.2	0.2	0.2	0.2
Room dimensions	Viewed crosswise					Viewed endwise				
x = 2H y = 2H	29.8	31.2	30.1	31.4	31.6	30.3	31.7	30.6	31.9	32.1
3H	30.4	31.7	30.7	31.9	32.1	31.1	32.4	31.4	32.6	32.8
4H	30.4	31.6	30.7	31.9	32.1	31.2	32.4	31.5	32.7	32.9
6H	30.3	31.5	30.7	31.8	32.0	31.2	32.3	31.5	32.6	32.9
8H	30.3	31.4	30.6	31.7	32.0	31.2	32.3	31.5	32.5	32.8
12H	30.3	31.3	30.6	31.6	31.9	31.1	32.2	31.5	32.5	32.8
4H 2H	30.2	31.4	30.5	31.7	31.9	30.6	31.8	30.9	32.1	32.3
3H	30.8	31.9	31.2	32.2	32.5	31.5	32.5	31.8	32.8	33.1
4H	30.9	31.9	31.3	32.2	32.5	31.6	32.6	32.0	32.9	33.2
6H	30.9	31.7	31.3	32.1	32.4	31.7	32.5	32.1	32.9	33.2
8H	30.9	31.6	31.3	32.0	32.4	31.6	32.4	32.1	32.8	33.2
12H	30.8	31.5	31.3	31.9	32.3	31.6	32.4	32.1	32.7	33.1
8H 4H	30.9	31.7	31.3	32.0	32.4	31.6	32.4	32.0	32.7	33.1
6H	30.9	31.6	31.3	32.0	32.4	31.6	32.3	32.1	32.7	33.1
8H	30.9	31.5	31.4	31.9	32.3	31.7	32.2	32.1	32.7	33.1
12H	30.9	31.4	31.4	31.8	32.3	31.7	32.1	32.1	32.6	33.1
12H 4H	30.9	31.6	31.3	32.0	32.4	31.5	32.3	32.0	32.6	33.1
6H	30.9	31.5	31.3	31.9	32.3	31.6	32.2	32.1	32.6	33.1
8H	30.9	31.4	31.4	31.8	32.3	31.6	32.1	32.1	32.6	33.0
Variations with the observer position at spacings:										
S = 1.0H	+ 0.5 / - 0.6					+ 0.4 / - 0.4				
1.5H	+ 0.3 / - 0.6					+ 0.3 / - 0.4				
2.0H	+ 0.7 / - 0.8					+ 0.7 / - 0.8				

CIE Pub.117 Corrected 1949 lm Total Lamp Luminous Flux.(8log(F/F0) = 2.3)

C Range: 0 - 360DEG
C Interval: 30.0DEG
Test Speed: HIGH
Temperature:25.3DEG
Operators:
Test Date:21 September 2026

γ Range: 0 - 180DEG
γ Interval: 1.0DEG
Test System:EVERFINE GO-2000A_V1 SYSTEM V2.0.295
Humidity:65.0%
Test Distance:14.200m [K=1.0000]
Remarks:

UTILIZATION FACTORS TABLE

Test:U:120.7V I:0.1317A P:15.69W PF:0.9875 Lamp Flux:1949.39x1 lm		
NAME:	TYPE:	WEIGHT:
SPEC.:	DIM.:	SERIAL No.:
MFR.:	SUR.:	Shielding Angle:

REFLECTANCE										
Ceiling	0.8	0.8	0.8	0.7	0.7	0.7	0.5	0.5	0.5	0
Walls	0.7	0.5	0.3	0.7	0.5	0.3	0.7	0.5	0.3	0
Working plane	0.2	0.2	0.2	0.2	0.2	0.2	0.2	0.2	0.2	0
ROOM INDEX	UTILIZATION FACTORS(PERCENT) k(RI) x RCR = 5									
k = 0.60	61	51	44	61	50	44	60	50	44	38
0.80	72	61	54	71	61	54	69	60	54	47
1.00	80	70	64	79	70	64	77	71	63	56
1.25	87	78	72	86	77	71	84	76	71	64
1.50	92	83	77	91	83	77	88	81	76	69
2.00	99	91	86	97	90	85	93	88	83	76
2.50	102	95	90	100	94	89	96	91	87	80
3.00	105	99	94	103	98	93	99	95	91	83
4.00	108	104	100	106	102	98	102	98	95	87
5.00	110	106	103	108	104	101	104	101	98	89
ROOM INDEX	UF(total)									Direct
According to DIN EN 13032-2 2004				Suspended					SHRNOM = 1.25	

C Range: 0 - 360DEG
C Interval: 30.0DEG
Test Speed: HIGH
Temperature:25.3DEG
Operators:
Test Date:21 September 2026

γ Range: 0 - 180DEG
γ Interval: 1.0DEG
Test System:EVERFINE GO-2000A_V1 SYSTEM V2.0.295
Humidity:65.0%
Test Distance:14.200m [K=1.0000]
Remarks:

ISOCANDELA DIAGRAM

Test:U:120.7V I:0.1317A P:15.69W PF:0.9875 Lamp Flux:1949.39x1 lm		
NAME:	TYPE:	WEIGHT:
SPEC.:	DIM.:	SERIAL No.:
MFR.:	SUR.:	Shielding Angle:

Conical surface Flux(90deg):
1211.9 lm
%lum = 62.2%
%lamp = 62.2%

Conical surface Flux(120deg):
1701.6 lm
%lum = 87.3%
%lamp = 87.3%

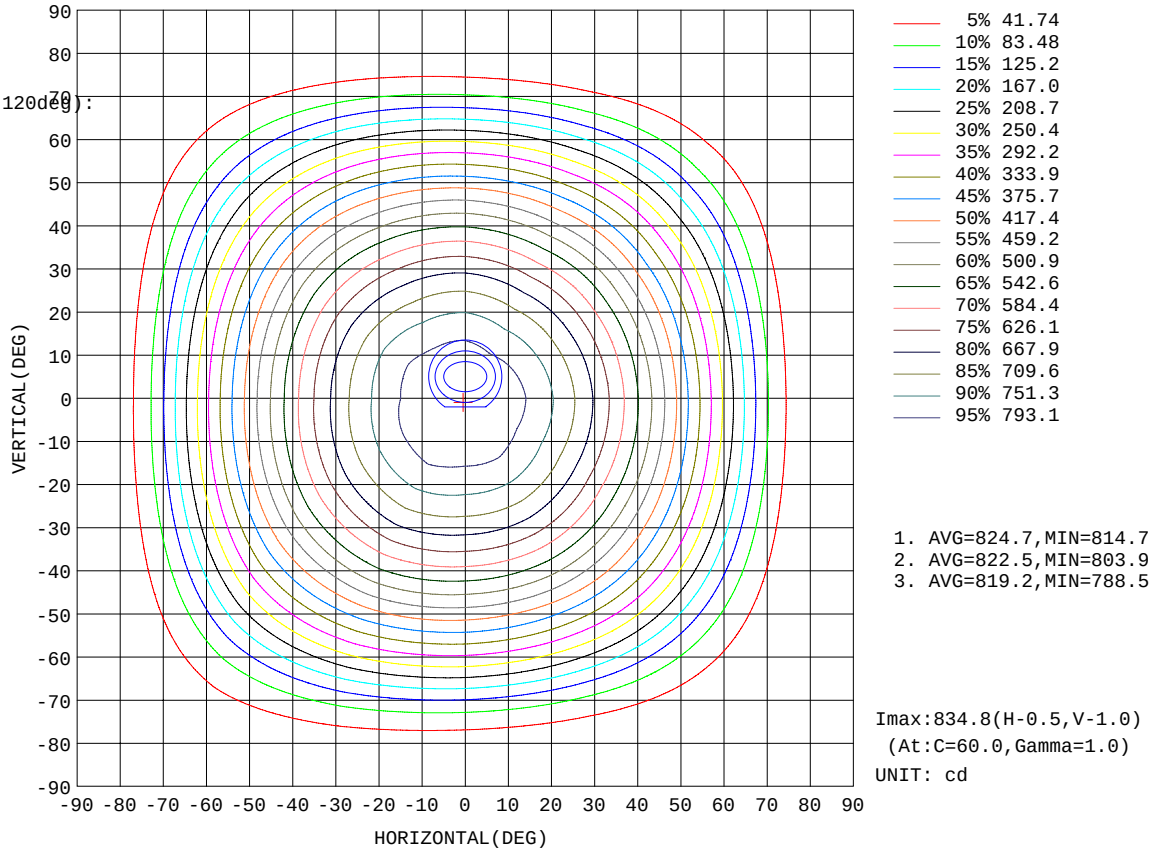

1. AVG=824.7,MIN=814.7
2. AVG=822.5,MIN=803.9
3. AVG=819.2,MIN=788.5

Imax:834.8(H-0.5,V-1.0)
(At:C=60.0,Gamma=1.0)
UNIT: cd

C Range: 0 - 360DEG
C Interval: 30.0DEG
Test Speed: HIGH
Temperature:25.3DEG
Operators:
Test Date:21 September 2026

γ Range: 0 - 180DEG
γ Interval: 1.0DEG
Test System:EVERFINE GO-2000A_V1 SYSTEM V2.0.295
Humidity:65.0%
Test Distance:14.200m [K=1.0000]
Remarks:

AAI Figure

Test:U:120.7V I:0.1317A P:15.69W PF:0.9875 Lamp Flux:1949.39x1 lm		
NAME:	TYPE:	WEIGHT:
SPEC.:	DIM.:	SERIAL No.:
MFR.:	SUR.:	Shielding Angle:

Flux out:1430 lm

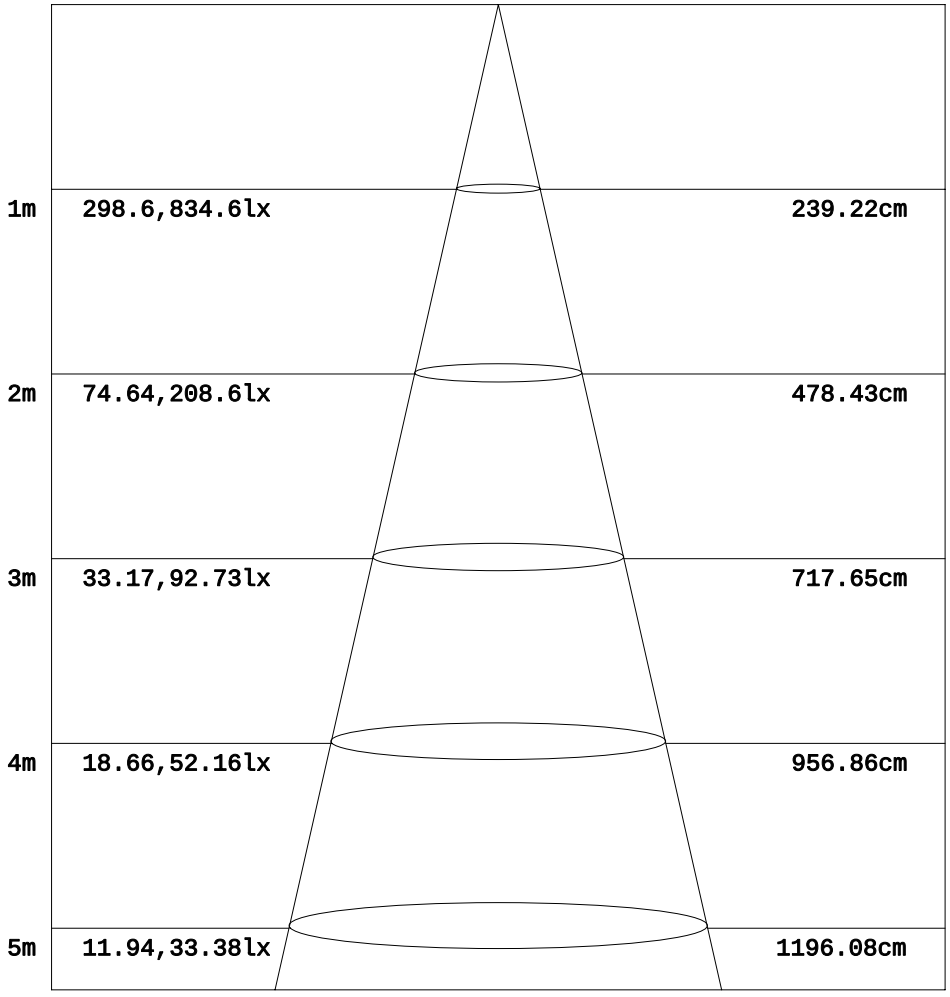

Note:The Curves indicate the illuminated area and the average illumination when the luminaire is at different distance.

C Range: 0 - 360DEG
C Interval: 30.0DEG
Test Speed: HIGH
Temperature:25.3DEG
Operators:
Test Date:21 September 2026

γ Range: 0 - 180DEG
γ Interval: 1.0DEG
Test System:EVERFINE GO-2000A_V1 SYSTEM V2.0.295
Humidity:65.0%
Test Distance:14.200m [K=1.0000]
Remarks:

ISOLUX DIAGRAM

Test:U:120.7V I:0.1317A P:15.69W PF:0.9875 Lamp Flux:1949.39x1 lm		
NAME:	TYPE:	WEIGHT:
SPEC.:	DIM.:	SERIAL No.:
MFR.:	SUR.:	Shielding Angle:

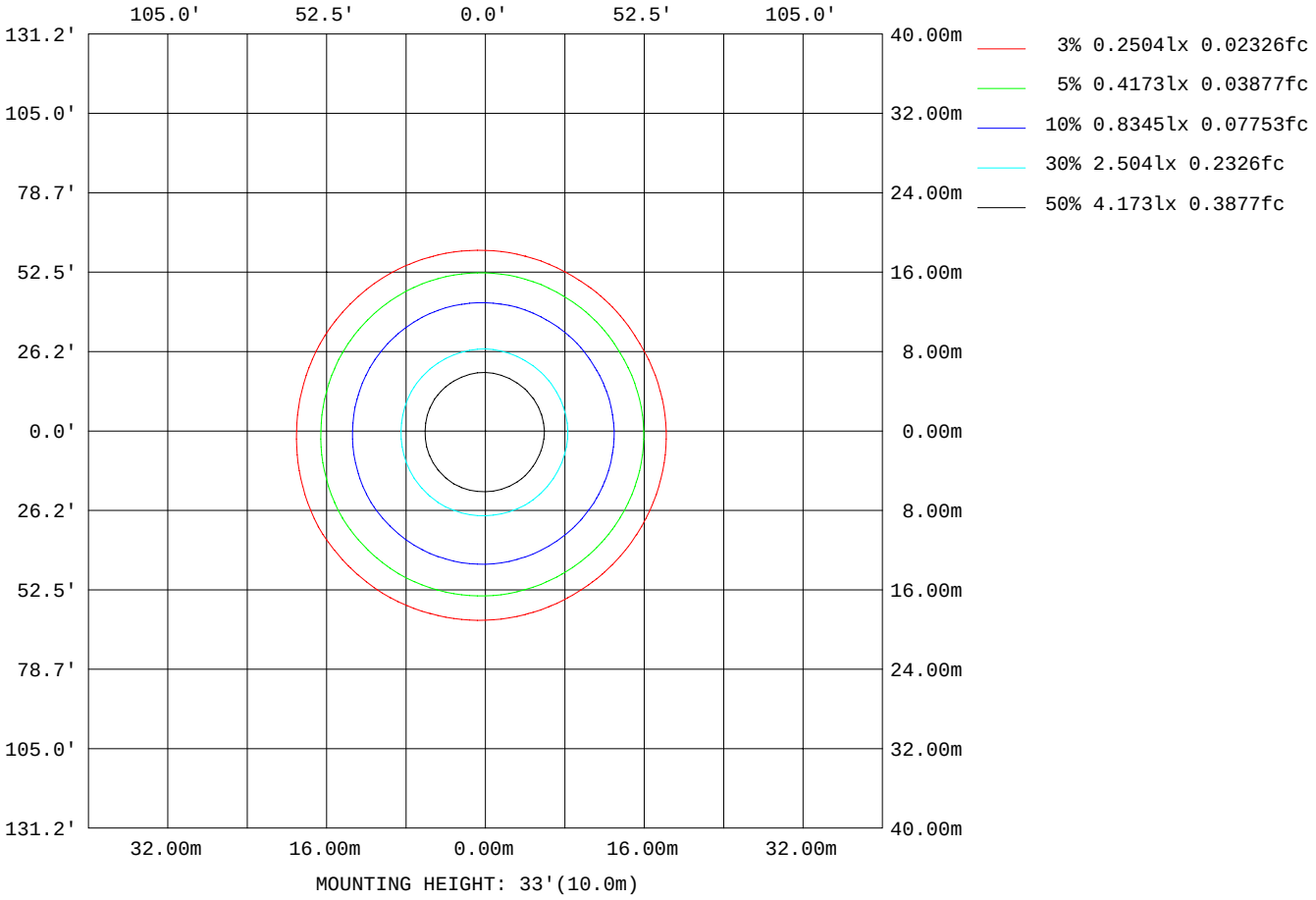

C Range: 0 - 360DEG
C Interval: 30.0DEG
Test Speed: HIGH
Temperature:25.3DEG
Operators:
Test Date:21 September 2026

γ Range: 0 - 180DEG
γ Interval: 1.0DEG
Test System:EVERFINE GO-2000A_V1 SYSTEM V2.0.295
Humidity:65.0%
Test Distance:14.200m [K=1.0000]
Remarks:

LED Avg.L Report

Test:U:120.7V I:0.1317A P:15.69W PF:0.9875 Lamp Flux:1949.39x1 lm		
NAME:	TYPE:	WEIGHT:
SPEC.:	DIM.:	SERIAL No.:
MFR.:	SUR.:	Shielding Angle:

AvgL	cd/m2
L_0~180(65)av	108092
L_0~180(75)av	46230
L_0~180(85)av	18527
L_90~270(65)av	108511
L_90~270(75)av	46444
L_90~270(85)av	17776
L_45(65)av	108560
L_45(75)av	47272
L_45(85)av	18472

Standard: GB/T 29293-2012

C Range: 0 - 360DEG
C Interval: 30.0DEG
Test Speed: HIGH
Temperature:25.3DEG
Operators:
Test Date:21 September 2026

γ Range: 0 - 180DEG
γ Interval: 1.0DEG
Test System:EVERFINE GO-2000A_V1 SYSTEM V2.0.295
Humidity:65.0%
Test Distance:14.200m [K=1.0000]
Remarks:

Planar Illuminance Curve

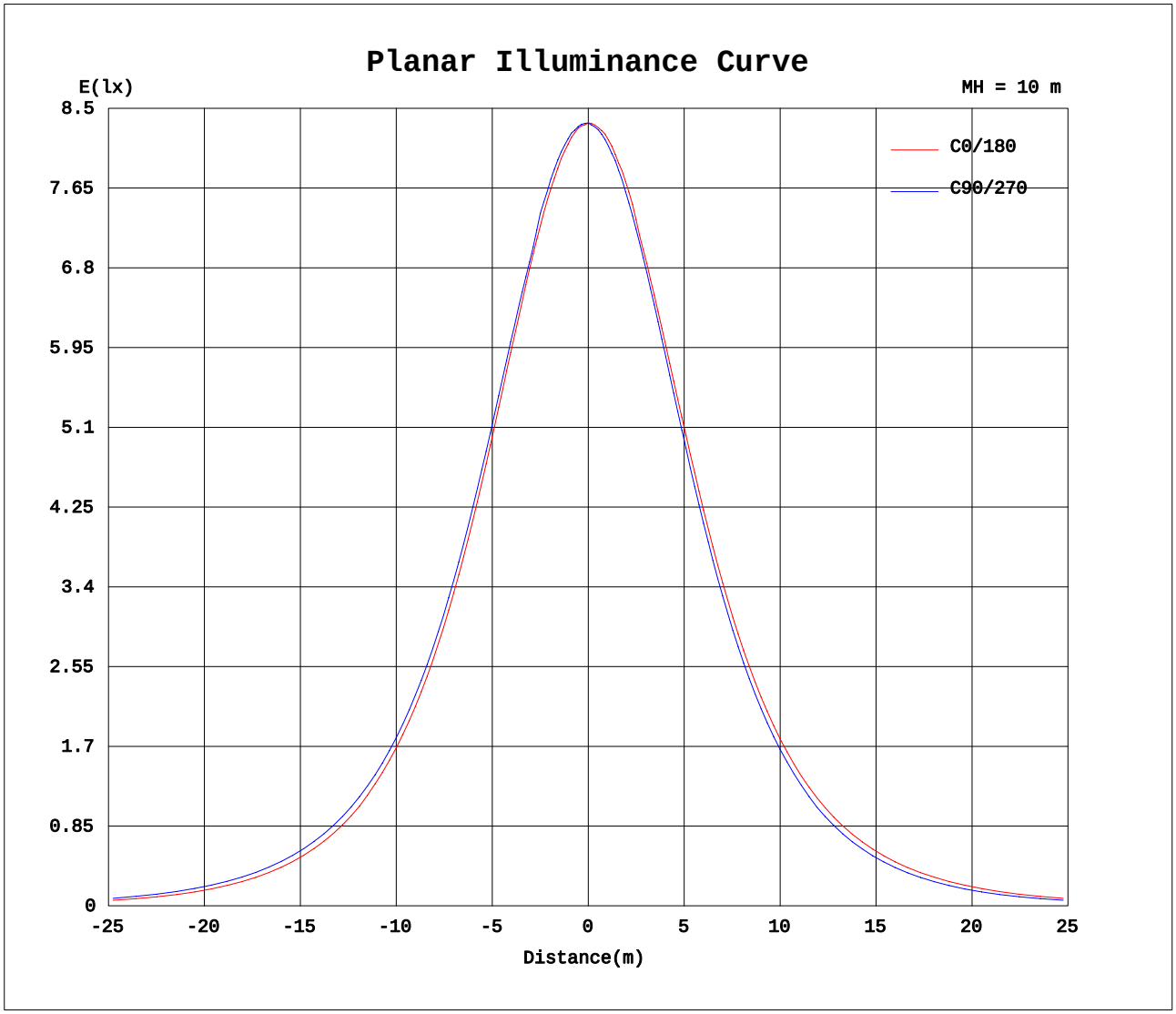

C Range: 0 - 360DEG
C Interval: 30.0DEG
Test Speed: HIGH
Temperature:25.3DEG
Operators:
Test Date:21 September 2026

γ Range: 0 - 180DEG
γ Interval: 1.0DEG
Test System:EVERFINE GO-2000A_V1 SYSTEM V2.0.295
Humidity:65.0%
Test Distance:14.200m [K=1.0000]
Remarks:

LUMINOUS DISTRIBUTION INTENSITY DATA

Test:U:120.7V I:0.1317A P:15.69W PF:0.9875 Lamp Flux:1949.39x1 lm		
NAME:	TYPE:	WEIGHT:
SPEC.:	DIM.:	SERIAL No.:
MFR.:	SUR.:	Shielding Angle:

Table--1 UNIT: cd

γ (DEG) \ C(DEG)	0	30	60	90	120	150	180	210	240	270	300	330
0	835	835	834	834	834	834	835	835	834	834	834	834
5	828	830	832	833	833	834	832	830	828	826	826	825
10	812	817	819	822	824	824	820	817	814	810	808	808
15	788	786	797	800	806	807	793	795	784	784	773	780
20	754	755	767	768	778	772	763	764	752	750	739	745
25	713	714	727	730	743	737	725	725	711	708	695	701
30	664	666	679	685	698	693	680	678	664	658	644	650
35	607	610	625	632	646	642	627	624	609	601	587	592
40	544	549	564	572	587	583	568	564	548	539	523	528
45	476	482	498	507	523	520	503	499	482	471	456	460
50	401	411	427	438	454	452	434	430	412	397	384	383
55	325	335	348	365	378	380	362	352	338	322	308	307
60	244	255	269	286	301	304	284	274	260	243	228	227
65	162	173	187	205	220	223	203	193	179	162	147	146
70	87.4	95.7	107	124	138	142	123	114	102	87.8	76.2	74.5
75	37.3	41.5	47.7	58.4	68.4	71.5	58.5	52.8	45.6	37.7	32.0	31.2
80	16.0	17.9	20.5	24.3	28.5	30.0	24.3	22.1	19.1	15.5	13.2	13.1
85	3.36	4.78	6.70	9.51	12.0	12.7	9.55	8.08	5.62	2.89	0.86	0.73
90	0.00	0.00	0.00	0.00	0.02	0.37	0.00	0.00	0.00	0.00	0.00	0.00
95	0.00	0.00	0.00	0.00	0.00	0.00	0.00	0.00	0.00	0.00	0.00	0.00
100	0.00	0.00	0.00	0.00	0.00	0.00	0.00	0.00	0.00	0.00	0.00	0.00
105	0.00	0.00	0.00	0.00	0.00	0.00	0.00	0.00	0.00	0.00	0.00	0.00
110	0.00	0.00	0.00	0.00	0.00	0.00	0.00	0.00	0.00	0.00	0.00	0.00
115	0.00	0.00	0.00	0.00	0.00	0.00	0.00	0.00	0.00	0.00	0.00	0.00
120	0.00	0.00	0.00	0.00	0.00	0.00	0.00	0.00	0.00	0.00	0.00	0.00
125	0.00	0.00	0.00	0.00	0.00	0.00	0.00	0.00	0.00	0.00	0.00	0.00
130	0.00	0.00	0.00	0.00	0.00	0.00	0.00	0.00	0.00	0.00	0.00	0.00
135	0.00	0.00	0.00	0.00	0.00	0.00	0.00	0.00	0.00	0.00	0.00	0.00
140	0.20	0.05	0.00	0.00	0.00	0.00	0.00	0.00	0.12	0.21	0.22	0.08
145	0.60	0.46	0.33	0.27	0.23	0.32	0.24	0.35	0.50	0.63	0.60	0.48
150	0.99	0.82	0.72	0.68	0.64	0.71	0.64	0.74	0.88	0.99	0.96	0.84
155	1.31	1.16	1.07	1.07	1.00	1.08	1.02	1.10	1.22	1.31	1.29	1.15
160	1.58	1.46	1.39	1.38	1.34	1.39	1.34	1.43	1.49	1.61	1.57	1.47
165	1.81	1.71	1.67	1.63	1.63	1.67	1.63	1.70	1.78	1.85	1.85	1.75
170	1.99	1.93	1.93	1.89	1.86	1.91	1.89	1.98	1.98	2.05	2.05	1.98
175	2.14	2.10	2.13	2.08	2.09	2.12	2.08	2.16	2.18	2.20	2.21	2.16
180	2.22	2.24	2.25	2.21	2.25	2.26	2.21	2.24	2.24	2.24	2.25	2.26

C Range: 0 - 360DEG
C Interval: 30.0DEG
Test Speed: HIGH
Temperature:25.3DEG
Operators:
Test Date:21 September 2026

γ Range: 0 - 180DEG
γ Interval: 1.0DEG
Test System:EVERFINE GO-2000A_V1 SYSTEM V2.0.295
Humidity:65.0%
Test Distance:14.200m [K=1.0000]
Remarks: