LUMINAIRE PHOTOMETRIC TEST REPORT

Test:U:120.7V I:0.1311A P:15.62W PF:0.9874 Lamp Flux:1982.55x1 lm		
NAME:	TYPE:	WEIGHT:
SPEC.:	DIM.:	SERIAL No.:
MFR.:	SUR.:	Shielding Angle:

DATA OF LAMP		PHOTOMETRIC DATA Eff: 126.92 lm/W			
MODEL	PT-CDL-SMD-L22-DD-5C3P-4-17w-3500k	Imax(cd)	848.5	S/MH(C0/180)	1.22
NOMINAL POWER(W)	17	LOR(%)	100.0	S/MH(C90/270)	1.18
RATED VOLTAGE(V)	120	TOTAL FLUX(lm)	1982.6	η UP,DN(C0-180)	0.0,51.3
NOMINAL FLUX(lm)	1982.55	CIE CLASS	DIRECT	η UP,DN(C180-360)	0.0,48.7
LAMPS INSIDE	1	η up(%)	0.1	CIBSE SHR NOM	1.25
TEST VOLTAGE(V)	120	η down(%)	99.9	CIBSE SHR MAX	1.35

LUMINOUS INTENSITY DISTRIBUTION DIAGRAM

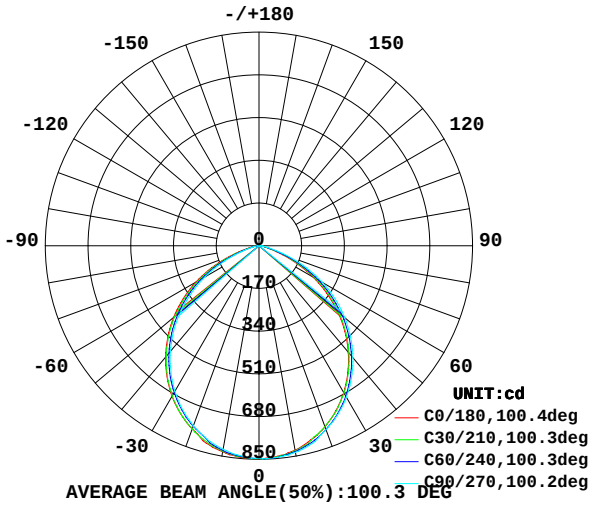

AVERAGE BEAM ANGLE(50%):100.3 DEG

C0 PLANE ISOLUX DIAGRAM (UNIT:lx)

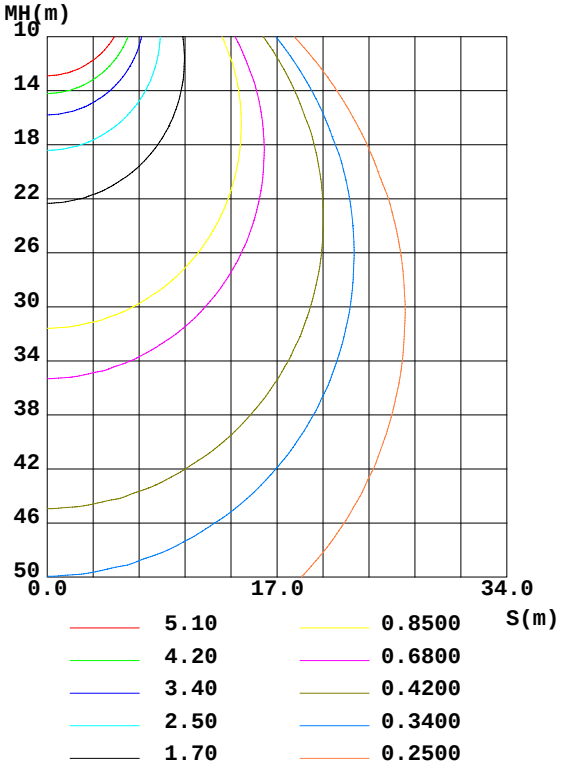

C Range: 0 - 360DEG
C Interval: 30.0DEG
Test Speed: HIGH
Temperature:25.3DEG
Operators:
Test Date:21 September 2026

γ Range: 0 - 180DEG
γ Interval: 1.0DEG
Test System:EVERFINE GO-2000A_V1 SYSTEM V2.0.295
Humidity:65.0%
Test Distance:14.200m [K=1.0000]
Remarks:

ZONAL FLUX DIAGRAM

ZONAL FLUX DIAGRAM:

γ	C0	C45	C90	C135	C180	C225	C270	C315	γ	Φ zone	Φ total	%lum,lamp
10	826.2	830.2	834.8	838.2	832.5	828.4	822.3	819.3	0- 10	80.01	80.01	4.04,4.04
20	767.1	772.4	779.0	788.3	775.8	770.3	763.0	753.3	10- 20	226.8	306.8	15.5,15.5
30	675.0	683.7	695.4	708.5	692.4	682.8	669.5	656.7	20- 30	336.4	643.3	32.4,32.4
40	551.9	565.0	581.7	596.7	578.3	565.8	548.3	533.0	30- 40	391.7	1035	52.2,52.2
50	406.4	424.9	445.6	462.9	443.1	428.1	404.1	388.5	40- 50	383.6	1419	71.6,71.6
60	247.4	265.5	291.5	309.4	290.2	272.3	248.2	229.1	50- 60	311.2	1730	87.3,87.3
70	88.10	102.4	126.3	144.6	126.7	111.1	90.50	75.05	60- 70	184.8	1915	96.6,96.6
80	16.12	19.36	24.82	30.46	25.19	21.25	16.35	13.06	70- 80	57.75	1972	99.5,99.5
90	0	0	0	0.3358	0	0	0	0	80- 90	8.588	1981	99.9,99.9
100	0	0	0	0	0	0	0	0	90-100	0.0031	1981	99.9,99.9
110	0	0	0	0	0	0	0	0	100-110	0	1981	99.9,99.9
120	0	0	0	0	0	0	0	0	110-120	0	1981	99.9,99.9
130	0	0	0	0	0	0	0	0	120-130	0	1981	99.9,99.9
140	0.2801	0.0670	0.0001	0.0004	0	0.1007	0.2933	0.2541	130-140	0.0126	1981	99.9,99.9
150	1.084	0.8637	0.7906	0.7495	0.7230	0.9034	1.070	1.011	140-150	0.3029	1981	99.9,99.9
160	1.673	1.539	1.473	1.439	1.433	1.546	1.699	1.626	150-160	0.5624	1982	100,100
170	2.088	2.048	1.982	1.988	1.995	2.088	2.155	2.122	160-170	0.5076	1982	100,100
180	2.329	2.343	2.329	2.349	2.329	2.349	2.329	2.376	170-180	0.2085	1983	100,100
DEG	LUMINOUS INTENSITY:cd									UNIT:lm		

C Range: 0 - 360DEG
C Interval: 30.0DEG
Test Speed: HIGH
Temperature:25.3DEG
Operators:
Test Date:21 September 2026

γ Range: 0 - 180DEG
γ Interval: 1.0DEG
Test System:EVERFINE GO-2000A_V1 SYSTEM V2.0.295
Humidity:65.0%
Test Distance:14.200m [K=1.0000]
Remarks:

CU AND LUMINAIRE BUDGETARY ESTIMATE DIAGRAM

Test:U:120.7V I:0.1311A P:15.62W PF:0.9874 Lamp Flux:1982.55x1 lm		
NAME:	TYPE:	WEIGHT:
SPEC.:	DIM.:	SERIAL No.:
MFR.:	SUR.:	Shielding Angle:

ρcc	80%			70%			50%			30%			10%			0
ρw	50%	30%	10%	50%	30%	10%	50%	30%	10%	50%	30%	10%	50%	30%	10%	0
ρfc	20%			20%			20%			20%			20%			0
RCR	RCR:Room Cavity Ratio			Coefficients of Utilization(CU)												
0.0	1.19	1.19	1.19	1.16	1.16	1.16	1.11	1.11	1.11	1.06	1.06	1.06	1.02	1.02	1.02	.00
1.0	1.06	1.03	.99	1.04	1.01	.98	.00	.97	.95	.96	.94	.92	.92	.91	.89	.87
2.0	.94	.88	.83	.92	.87	.82	.89	.84	.80	.86	.82	.78	.83	.79	.77	.74
3.0	.84	.76	.70	.82	.75	.70	.79	.73	.68	.76	.71	.67	.74	.70	.66	.64
4.0	.75	.67	.60	.73	.66	.60	.71	.64	.59	.69	.63	.58	.66	.62	.58	.55
5.0	.67	.59	.52	.66	.58	.52	.64	.57	.52	.62	.56	.51	.60	.55	.51	.49
6.0	.61	.52	.46	.60	.52	.46	.58	.51	.46	.56	.50	.45	.55	.49	.45	.43
7.0	.55	.47	.41	.54	.46	.41	.53	.46	.41	.51	.45	.40	.50	.44	.40	.38
8.0	.50	.42	.37	.50	.42	.37	.48	.41	.36	.47	.41	.36	.46	.40	.36	.34
9.0	.46	.39	.33	.46	.38	.33	.45	.38	.33	.44	.37	.33	.43	.37	.33	.31
10.0	.43	.35	.30	.42	.35	.30	.41	.35	.30	.40	.34	.30	.40	.34	.30	.28

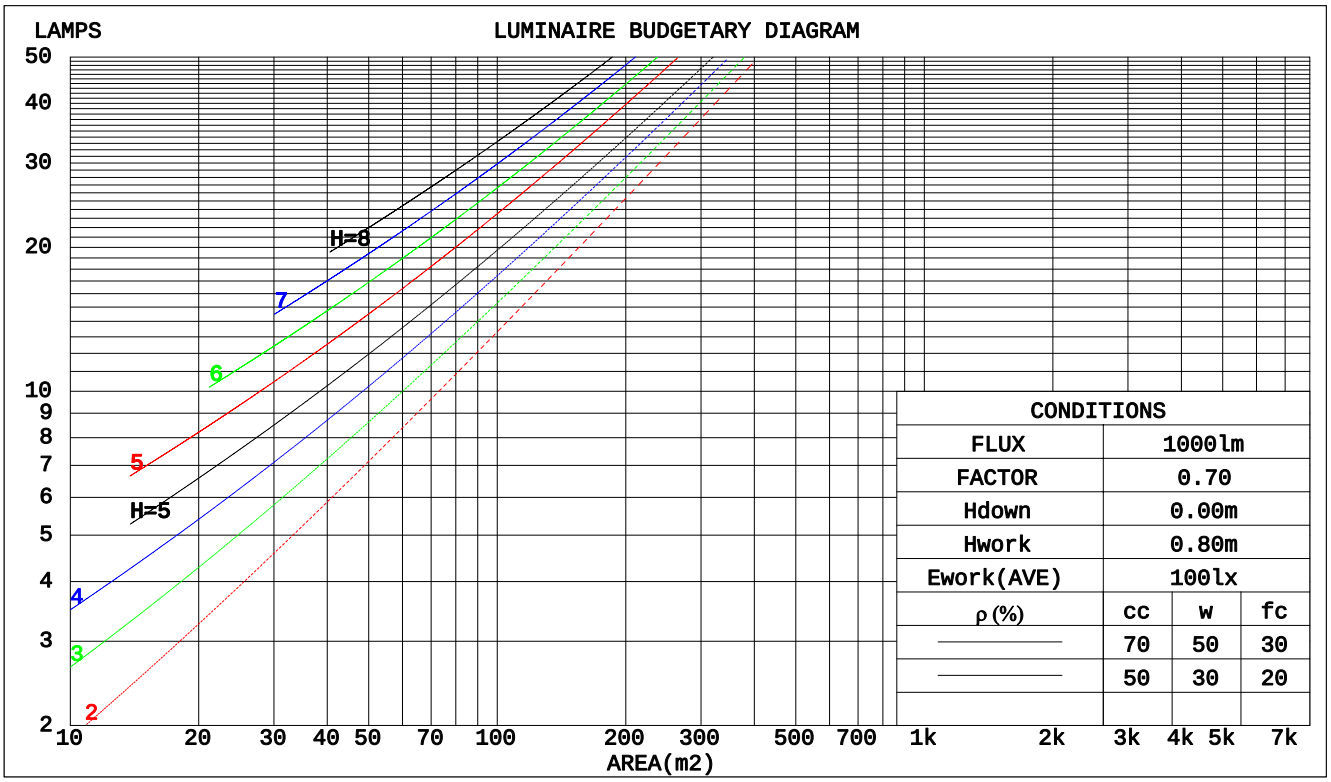

C Range: 0 - 360DEG
C Interval: 30.0DEG
Test Speed: HIGH
Temperature:25.3DEG
Operators:
Test Date:21 September 2026

γ Range: 0 - 180DEG
γ Interval: 1.0DEG
Test System:EVERFINE GO-2000A_V1 SYSTEM V2.0.295
Humidity:65.0%
Test Distance:14.200m [K=1.0000]
Remarks:

WEC AND CCEC

Test:U:120.7V I:0.1311A P:15.62W PF:0.9874 Lamp Flux:1982.55x1 lm		
NAME:	TYPE:	WEIGHT:
SPEC.:	DIM.:	SERIAL No.:
MFR.:	SUR.:	Shielding Angle:

ρcc	80%			70%			50%			30%			10%			0
ρw	50%	30%	10%	50%	30%	10%	50%	30%	10%	50%	30%	10%	50%	30%	10%	0
ρfc	20%			20%			20%			20%			20%			0
RCR	RCR:Room Cavity Ratio						Wall Exitance Coeffcients(WEC)									
0.0																
1.0	.264	.150	.048	.257	.147	.047	.244	.140	.045	.232	.134	.043	.221	.128	.041	
2.0	.257	.141	.043	.251	.138	.043	.239	.133	.041	.229	.128	.040	.219	.124	.039	
3.0	.243	.129	.039	.238	.127	.038	.228	.123	.038	.218	.120	.037	.210	.116	.036	
4.0	.228	.119	.035	.223	.117	.035	.215	.114	.034	.206	.111	.033	.199	.108	.033	
5.0	.214	.109	.032	.209	.108	.031	.202	.105	.031	.194	.102	.030	.187	.100	.030	
6.0	.200	.100	.029	.196	.099	.029	.189	.097	.028	.183	.095	.028	.177	.093	.028	
7.0	.188	.093	.026	.184	.092	.026	.178	.090	.026	.172	.088	.026	.167	.087	.025	
8.0	.176	.086	.024	.174	.085	.024	.168	.084	.024	.163	.082	.024	.158	.081	.024	
9.0	.166	.080	.022	.164	.080	.022	.159	.078	.022	.154	.077	.022	.149	.076	.022	
10.0	.157	.075	.021	.155	.075	.021	.150	.073	.021	.146	.072	.021	.142	.071	.020	

ρcc	80%			70%			50%			30%			10%			0
ρw	50%	30%	10%	50%	30%	10%	50%	30%	10%	50%	30%	10%	50%	30%	10%	0
ρfc	20%			20%			20%			20%			20%			0
RCR	RCR:Room Cavity Ratio						Ceiling Cavity Exitance Coefficients(CCEC)									
0.0	.191	.191	.191	.163	.163	.163	.111	.111	.111	.064	.064	.064	.020	.020	.020	
1.0	.178	.157	.139	.152	.135	.119	.104	.093	.083	.060	.054	.048	.019	.017	.016	
2.0	.168	.133	.103	.144	.114	.089	.099	.079	.062	.057	.046	.036	.018	.015	.012	
3.0	.160	.115	.079	.137	.099	.068	.094	.069	.048	.054	.040	.028	.017	.013	.009	
4.0	.152	.101	.062	.131	.087	.054	.090	.061	.038	.052	.036	.022	.017	.012	.007	
5.0	.145	.091	.050	.125	.078	.044	.086	.055	.031	.050	.032	.018	.016	.010	.006	
6.0	.138	.082	.042	.119	.071	.036	.082	.050	.026	.048	.029	.015	.015	.010	.005	
7.0	.132	.075	.035	.113	.065	.031	.078	.046	.022	.046	.027	.013	.015	.009	.004	
8.0	.126	.069	.031	.108	.060	.027	.075	.042	.019	.044	.025	.011	.014	.008	.004	
9.0	.120	.064	.027	.103	.056	.023	.072	.039	.017	.042	.023	.010	.014	.008	.003	
10.0	.115	.060	.024	.099	.052	.021	.069	.037	.015	.040	.022	.009	.013	.007	.003	

C Range: 0 - 360DEG
C Interval: 30.0DEG
Test Speed: HIGH
Temperature:25.3DEG
Operators:
Test Date:21 September 2026

γ Range: 0 - 180DEG
γ Interval: 1.0DEG
Test System:EVERFINE GO-2000A_V1 SYSTEM V2.0.295
Humidity:65.0%
Test Distance:14.200m [K=1.0000]
Remarks:

UGR(Unified Glare Rating) Table

Test:U:120.7V I:0.1311A P:15.62W PF:0.9874 Lamp Flux:1982.55x1 lm		
NAME:	TYPE:	WEIGHT:
SPEC.:	DIM.:	SERIAL No.:
MFR.:	SUR.:	Shielding Angle:

ceiling/cavity		0.7	0.7	0.5	0.5	0.3	0.7	0.7	0.5	0.5	0.3
walls		0.5	0.3	0.5	0.3	0.3	0.5	0.3	0.5	0.3	0.3
working plane		0.2	0.2	0.2	0.2	0.2	0.2	0.2	0.2	0.2	0.2
Room dimensions		Viewed crosswise					Viewed endwise				
x = 2H	y = 2H	29.9	31.3	30.1	31.5	31.7	30.4	31.8	30.6	32.0	32.2
	3H	30.4	31.7	30.7	31.9	32.2	31.1	32.4	31.4	32.7	32.9
	4H	30.4	31.6	30.7	31.9	32.1	31.2	32.5	31.6	32.7	33.0
	6H	30.4	31.5	30.7	31.8	32.1	31.2	32.4	31.6	32.7	32.9
	8H	30.3	31.4	30.7	31.7	32.0	31.2	32.3	31.5	32.6	32.9
	12H	30.3	31.4	30.6	31.6	31.9	31.2	32.2	31.5	32.5	32.8
4H	2H	30.2	31.5	30.6	31.7	32.0	30.7	31.9	31.0	32.1	32.4
	3H	30.9	31.9	31.2	32.2	32.5	31.5	32.6	31.9	32.9	33.2
	4H	30.9	31.9	31.3	32.2	32.5	31.7	32.6	32.0	33.0	33.3
	6H	30.9	31.8	31.3	32.1	32.5	31.7	32.5	32.1	32.9	33.3
	8H	30.9	31.7	31.3	32.0	32.4	31.7	32.5	32.1	32.8	33.2
	12H	30.9	31.6	31.3	32.0	32.4	31.7	32.4	32.1	32.8	33.2
8H	4H	30.9	31.7	31.3	32.1	32.5	31.6	32.4	32.0	32.8	33.2
	6H	30.9	31.6	31.4	32.0	32.4	31.7	32.3	32.1	32.7	33.2
	8H	30.9	31.5	31.4	31.9	32.4	31.7	32.3	32.2	32.7	33.1
	12H	30.9	31.4	31.4	31.8	32.3	31.7	32.2	32.2	32.6	33.1
12H	4H	30.9	31.6	31.3	32.0	32.4	31.6	32.3	32.0	32.7	33.1
	6H	30.9	31.5	31.4	31.9	32.4	31.7	32.2	32.1	32.7	33.1
	8H	30.9	31.4	31.4	31.8	32.3	31.7	32.2	32.2	32.6	33.1

Variations with the observer position at spacings:		
S = 1.0H	+ 0.4 / - 0.6	+ 0.4 / - 0.4
1.5H	+ 0.3 / - 0.6	+ 0.3 / - 0.4
2.0H	+ 0.7 / - 0.8	+ 0.7 / - 0.8

CIE Pub.117 Corrected 1983 lm Total Lamp Luminous Flux.(8log(F/F0) = 2.4)

C Range: 0 - 360DEG
C Interval: 30.0DEG
Test Speed: HIGH
Temperature:25.3DEG
Operators:
Test Date:21 September 2026

γ Range: 0 - 180DEG
γ Interval: 1.0DEG
Test System:EVERFINE GO-2000A_V1 SYSTEM V2.0.295
Humidity:65.0%
Test Distance:14.200m [K=1.0000]
Remarks:

UTILIZATION FACTORS TABLE

Test:U:120.7V I:0.1311A P:15.62W PF:0.9874 Lamp Flux:1982.55x1 lm		
NAME:	TYPE:	WEIGHT:
SPEC.:	DIM.:	SERIAL No.:
MFR.:	SUR.:	Shielding Angle:

REFLECTANCE										
Ceiling	0.8	0.8	0.8	0.7	0.7	0.7	0.5	0.5	0.5	0
Walls	0.7	0.5	0.3	0.7	0.5	0.3	0.7	0.5	0.3	0
Working plane	0.2	0.2	0.2	0.2	0.2	0.2	0.2	0.2	0.2	0
ROOM INDEX	UTILIZATION FACTORS(PERCENT) k(RI) x RCR = 5									
k = 0.60	61	51	44	61	50	44	60	50	44	38
0.80	72	61	54	71	61	54	69	60	54	47
1.00	80	70	64	79	70	64	77	71	63	56
1.25	87	78	72	86	77	71	84	76	71	64
1.50	92	83	77	91	83	77	88	81	76	69
2.00	99	91	86	97	90	85	93	88	83	76
2.50	102	95	90	100	94	89	96	91	87	80
3.00	105	99	94	103	98	93	99	95	91	83
4.00	108	104	100	106	102	98	102	98	95	87
5.00	110	106	103	108	104	101	104	101	98	89
ROOM INDEX	UF(total)									Direct
According to DIN EN 13032-2 2004				Suspended					SHRNOM = 1.25	

C Range: 0 - 360DEG
C Interval: 30.0DEG
Test Speed: HIGH
Temperature:25.3DEG
Operators:
Test Date:21 September 2026

γ Range: 0 - 180DEG
γ Interval: 1.0DEG
Test System:EVERFINE GO-2000A_V1 SYSTEM V2.0.295
Humidity:65.0%
Test Distance:14.200m [K=1.0000]
Remarks:

ISOCANDELA DIAGRAM

Test:U:120.7V I:0.1311A P:15.62W PF:0.9874 Lamp Flux:1982.55x1 lm		
NAME:	TYPE:	WEIGHT:
SPEC.:	DIM.:	SERIAL No.:
MFR.:	SUR.:	Shielding Angle:

Conical surface Flux(90deg):
1231.8 lm
%lum = 62.1%
%lamp = 62.1%

Conical surface Flux(120deg):
1729.8 lm
%lum = 87.3%
%lamp = 87.3%

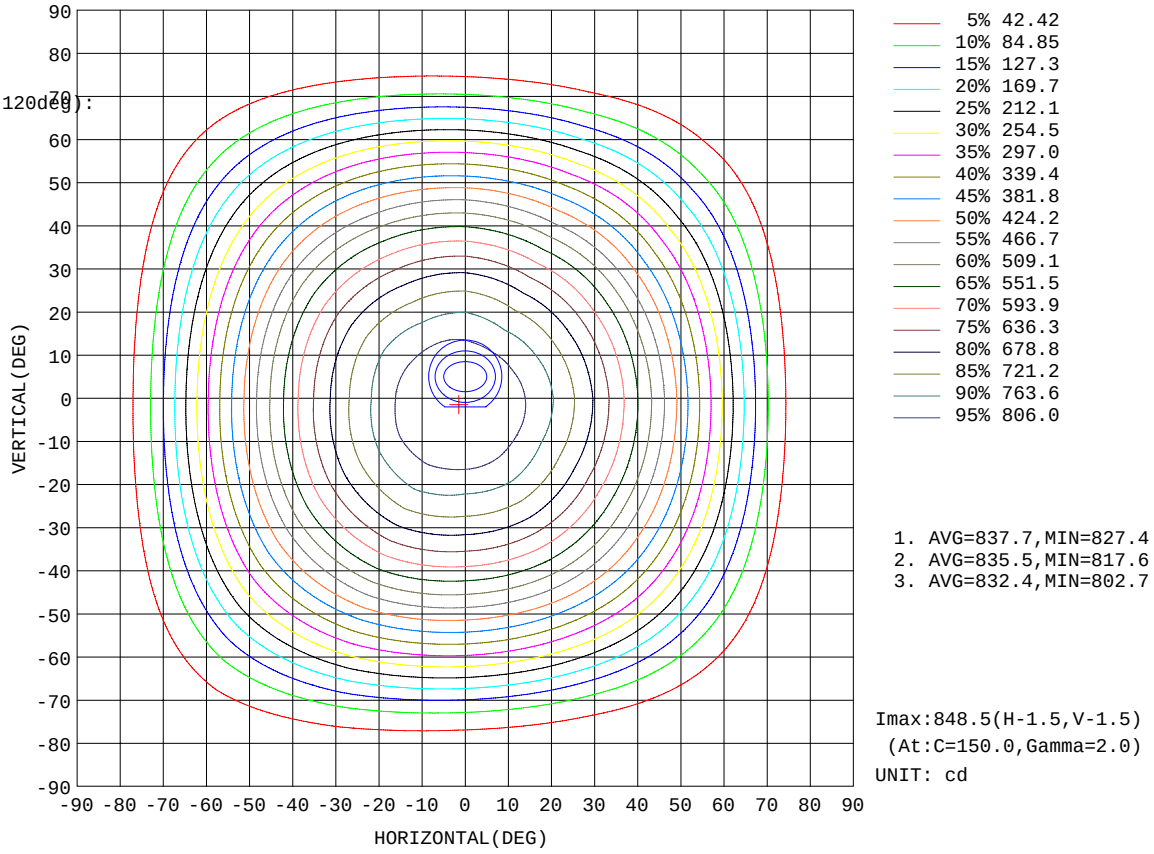

1. AVG=837.7,MIN=827.4
2. AVG=835.5,MIN=817.6
3. AVG=832.4,MIN=802.7

Imax:848.5(H-1.5,V-1.5)
(At:C=150.0,Gamma=2.0)
UNIT: cd

C Range: 0 - 360DEG
C Interval: 30.0DEG
Test Speed: HIGH
Temperature:25.3DEG
Operators:
Test Date:21 September 2026

γ Range: 0 - 180DEG
γ Interval: 1.0DEG
Test System:EVERFINE GO-2000A_V1 SYSTEM V2.0.295
Humidity:65.0%
Test Distance:14.200m [K=1.0000]
Remarks:

AAI Figure

Test:U:120.7V I:0.1311A P:15.62W PF:0.9874 Lamp Flux:1982.55x1 lm		
NAME:	TYPE:	WEIGHT:
SPEC.:	DIM.:	SERIAL No.:
MFR.:	SUR.:	Shielding Angle:

Flux out:1454 lm

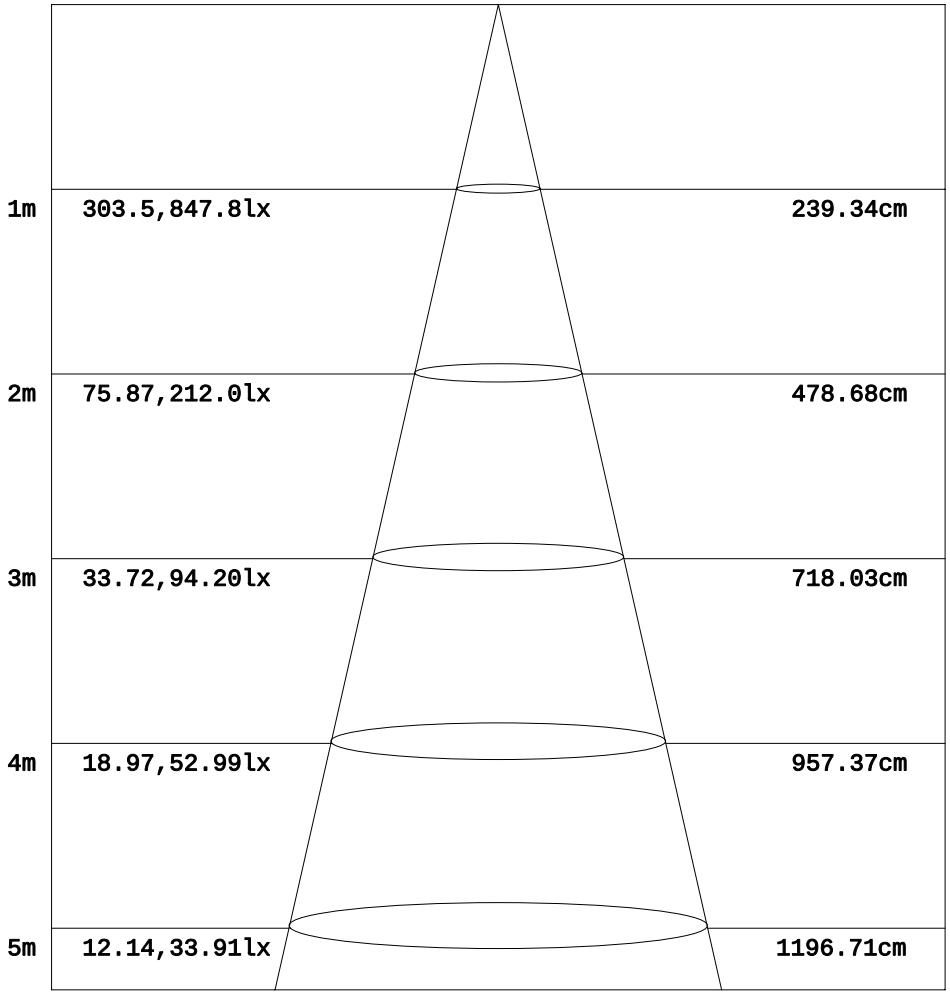

Note:The Curves indicate the illuminated area and the average illumination when the luminaire is at different distance.

C Range: 0 - 360DEG
C Interval: 30.0DEG
Test Speed: HIGH
Temperature:25.3DEG
Operators:
Test Date:21 September 2026

γ Range: 0 - 180DEG
γ Interval: 1.0DEG
Test System:EVERFINE GO-2000A_V1 SYSTEM V2.0.295
Humidity:65.0%
Test Distance:14.200m [K=1.0000]
Remarks:

ISOLUX DIAGRAM

Test:U:120.7V I:0.1311A P:15.62W PF:0.9874 Lamp Flux:1982.55x1 lm		
NAME:	TYPE:	WEIGHT:
SPEC.:	DIM.:	SERIAL No.:
MFR.:	SUR.:	Shielding Angle:

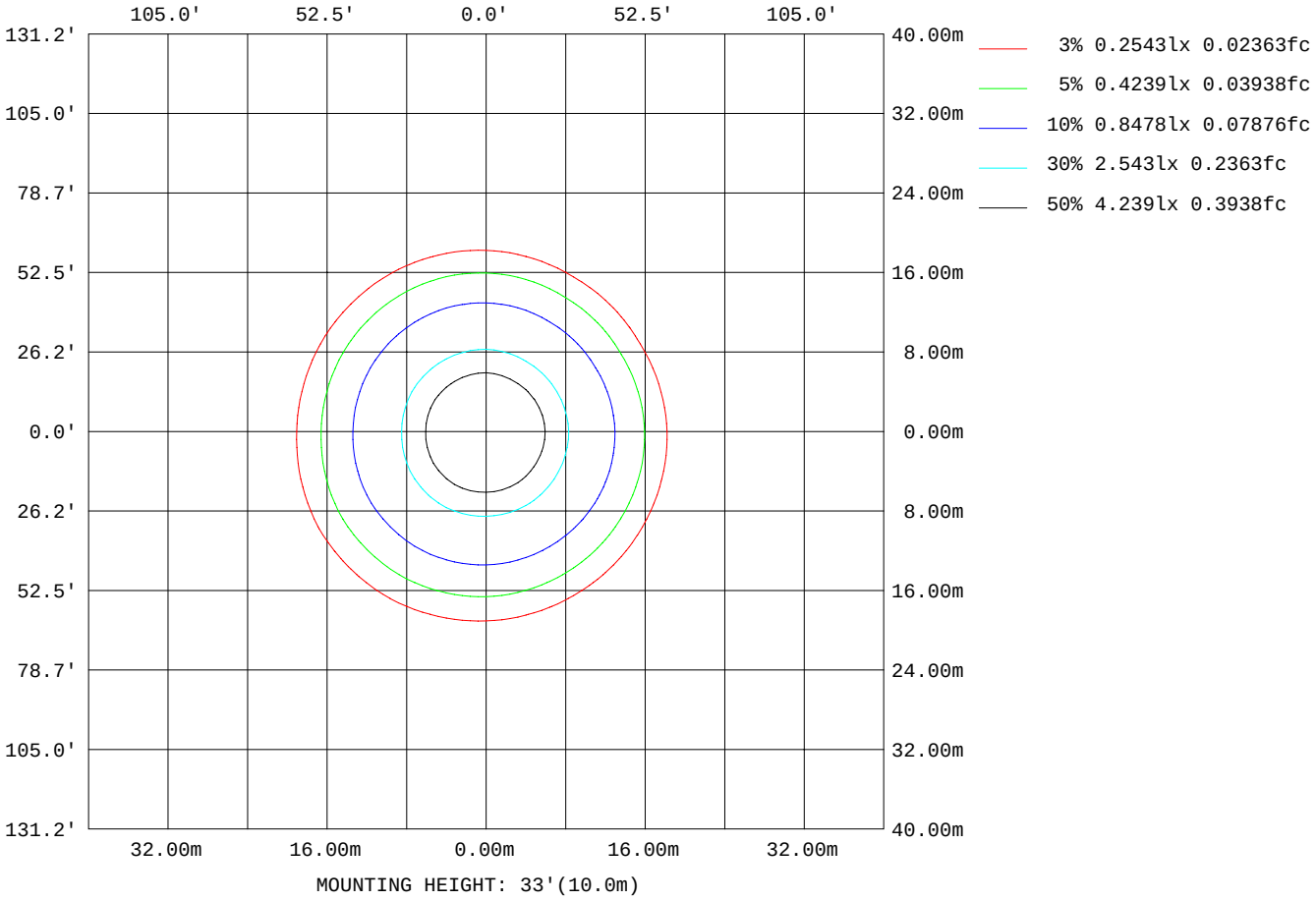

C Range: 0 - 360DEG
C Interval: 30.0DEG
Test Speed: HIGH
Temperature:25.3DEG
Operators:
Test Date:21 September 2026

γ Range: 0 - 180DEG
γ Interval: 1.0DEG
Test System:EVERFINE GO-2000A_V1 SYSTEM V2.0.295
Humidity:65.0%
Test Distance:14.200m [K=1.0000]
Remarks:

LED Avg.L Report

Test:U:120.7V I:0.1311A P:15.62W PF:0.9874 Lamp Flux:1982.55x1 lm		
NAME:	TYPE:	WEIGHT:
SPEC.:	DIM.:	SERIAL No.:
MFR.:	SUR.:	Shielding Angle:

AvgL	cd/m2
L_0~180(65)av	110166
L_0~180(75)av	47339
L_0~180(85)av	19121
L_90~270(65)av	110762
L_90~270(75)av	47697
L_90~270(85)av	18870
L_45(65)av	110403
L_45(75)av	48331
L_45(85)av	18929

Standard: GB/T 29293-2012

C Range: 0 - 360DEG
C Interval: 30.0DEG
Test Speed: HIGH
Temperature:25.3DEG
Operators:
Test Date:21 September 2026

γ Range: 0 - 180DEG
γ Interval: 1.0DEG
Test System:EVERFINE GO-2000A_V1 SYSTEM V2.0.295
Humidity:65.0%
Test Distance:14.200m [K=1.0000]
Remarks:

Planar Illuminance Curve

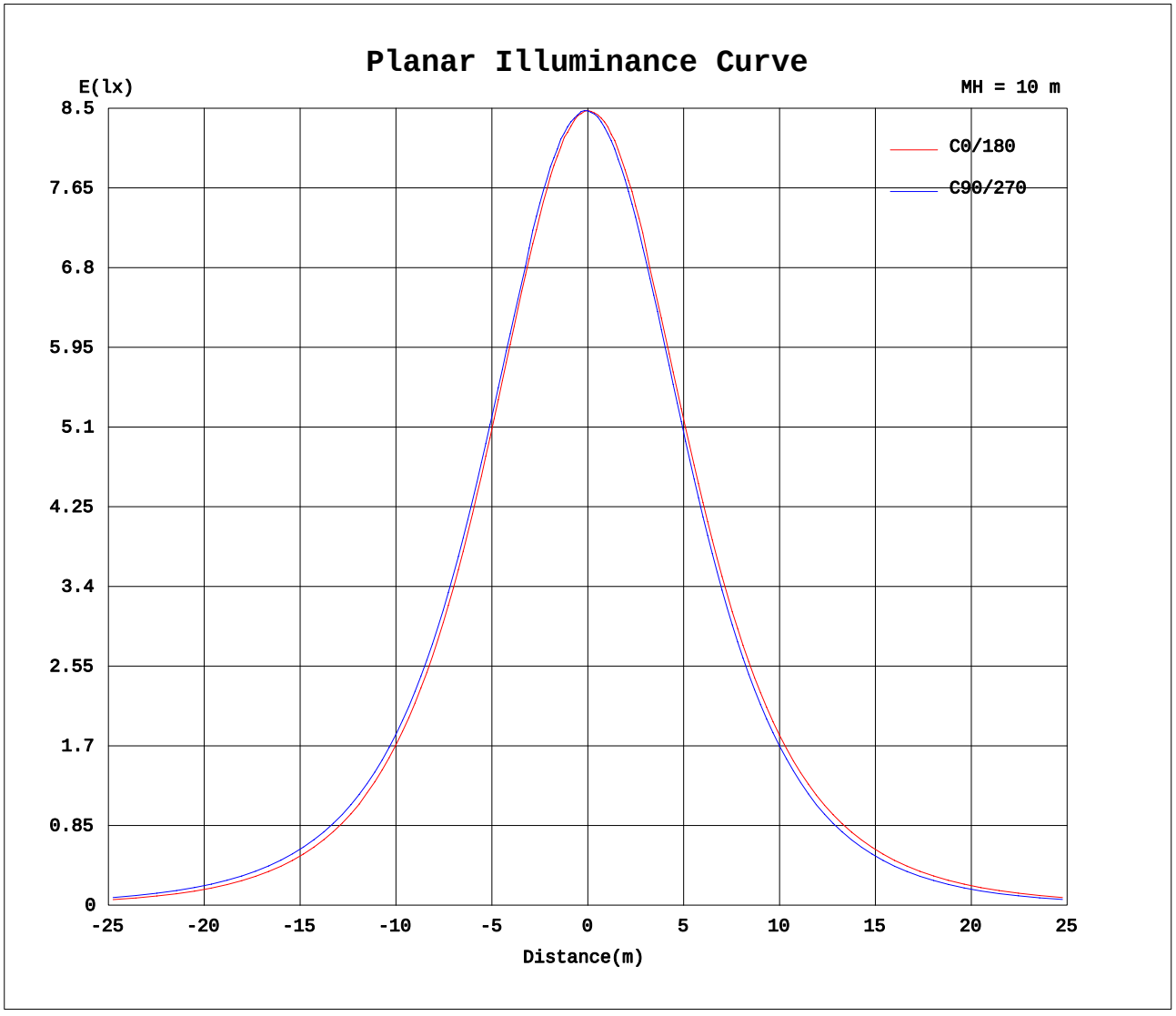

C Range: 0 - 360DEG
C Interval: 30.0DEG
Test Speed: HIGH
Temperature:25.3DEG
Operators:
Test Date:21 September 2026

γ Range: 0 - 180DEG
γ Interval: 1.0DEG
Test System:EVERFINE GO-2000A_V1 SYSTEM V2.0.295
Humidity:65.0%
Test Distance:14.200m [K=1.0000]
Remarks:

LUMINOUS DISTRIBUTION INTENSITY DATA

Test:U:120.7V I:0.1311A P:15.62W PF:0.9874 Lamp Flux:1982.55x1 lm		
NAME:	TYPE:	WEIGHT:
SPEC.:	DIM.:	SERIAL No.:
MFR.:	SUR.:	Shielding Angle:

Table--1 UNIT: cd

γ (DEG) \ C(DEG)	0	30	60	90	120	150	180	210	240	270	300	330
0	848	847	847	847	846	847	848	847	847	847	846	847
5	841	843	845	845	847	847	845	843	841	839	838	837
10	826	829	832	835	838	838	832	830	827	822	819	820
15	799	802	811	815	819	820	813	807	800	797	785	792
20	767	766	779	779	792	785	776	776	764	763	750	757
25	724	726	739	742	755	750	738	738	723	720	705	712
30	675	677	691	695	711	706	692	691	675	669	653	660
35	616	620	634	642	659	654	638	636	619	611	595	600
40	552	557	573	582	598	595	578	574	557	548	530	536
45	484	489	505	516	533	531	513	508	491	480	462	466
50	406	417	433	446	464	462	443	436	420	404	389	388
55	329	340	353	371	386	388	369	359	345	328	311	310
60	247	259	272	291	308	311	290	280	265	248	230	229
65	164	175	189	208	226	229	208	198	183	166	148	146
70	88.1	96.5	108	126	143	146	127	118	105	90.5	75.8	74.3
75	37.6	41.8	48.2	59.6	71.4	74.2	60.4	54.5	46.7	39.2	31.7	31.1
80	16.1	18.1	20.7	24.8	29.8	31.1	25.2	22.8	19.7	16.3	13.1	13.0
85	3.31	4.79	6.73	9.76	12.6	13.2	10.0	8.44	5.85	3.40	0.63	0.53
90	0.00	0.00	0.00	0.00	0.02	0.65	0.00	0.00	0.00	0.00	0.00	0.00
95	0.00	0.00	0.00	0.00	0.00	0.00	0.00	0.00	0.00	0.00	0.00	0.00
100	0.00	0.00	0.00	0.00	0.00	0.00	0.00	0.00	0.00	0.00	0.00	0.00
105	0.00	0.00	0.00	0.00	0.00	0.00	0.00	0.00	0.00	0.00	0.00	0.00
110	0.00	0.00	0.00	0.00	0.00	0.00	0.00	0.00	0.00	0.00	0.00	0.00
115	0.00	0.00	0.00	0.00	0.00	0.00	0.00	0.00	0.00	0.00	0.00	0.00
120	0.00	0.00	0.00	0.00	0.00	0.00	0.00	0.00	0.00	0.00	0.00	0.00
125	0.00	0.00	0.00	0.00	0.00	0.00	0.00	0.00	0.00	0.00	0.00	0.00
130	0.00	0.00	0.00	0.00	0.00	0.00	0.00	0.00	0.00	0.00	0.00	0.00
135	0.00	0.00	0.00	0.00	0.00	0.00	0.00	0.00	0.00	0.00	0.00	0.00
140	0.28	0.13	0.00	0.00	0.00	0.00	0.00	0.01	0.19	0.29	0.32	0.19
145	0.71	0.54	0.43	0.38	0.31	0.36	0.31	0.43	0.59	0.71	0.71	0.58
150	1.08	0.92	0.80	0.79	0.72	0.78	0.72	0.83	0.98	1.07	1.09	0.94
155	1.42	1.26	1.16	1.16	1.11	1.15	1.13	1.19	1.31	1.40	1.39	1.26
160	1.67	1.57	1.51	1.47	1.42	1.46	1.43	1.51	1.58	1.70	1.69	1.56
165	1.91	1.81	1.78	1.75	1.71	1.74	1.75	1.82	1.85	1.95	1.94	1.87
170	2.09	2.06	2.03	1.98	1.97	2.01	1.99	2.07	2.10	2.16	2.17	2.07
175	2.24	2.24	2.24	2.18	2.20	2.22	2.20	2.28	2.26	2.32	2.33	2.28
180	2.33	2.33	2.36	2.33	2.36	2.34	2.33	2.34	2.36	2.33	2.38	2.37

C Range: 0 - 360DEG
C Interval: 30.0DEG
Test Speed: HIGH
Temperature:25.3DEG
Operators:
Test Date:21 September 2026

γ Range: 0 - 180DEG
γ Interval: 1.0DEG
Test System:EVERFINE GO-2000A_V1 SYSTEM V2.0.295
Humidity:65.0%
Test Distance:14.200m [K=1.0000]
Remarks: