LUMINAIRE PHOTOMETRIC TEST REPORT

Test:U:120.7V I:0.1325A P:15.79W PF:0.9876 Lamp Flux:1979.75x1 lm		
NAME:	TYPE:	WEIGHT:
SPEC.:	DIM.:	SERIAL No.:
MFR.:	SUR.:	Shielding Angle:

DATA OF LAMP		PHOTOMETRIC DATA Eff: 125.39 lm/W			
MODEL	PT-CDL-SMD-22-DD-5C3P-4-17w-4000k	Imax(cd)	847.4	S/MH(C0/180)	1.22
NOMINAL POWER(W)	17	LOR(%)	100.0	S/MH(C90/270)	1.18
RATED VOLTAGE(V)	120	TOTAL FLUX(lm)	1979.8	η UP,DN(C0-180)	0.0,51.3
NOMINAL FLUX(lm)	1979.75	CIE CLASS	DIRECT	η UP,DN(C180-360)	0.0,48.7
LAMPS INSIDE	1	η up(%)	0.1	CIBSE SHR NOM	1.25
TEST VOLTAGE(V)	120	η down(%)	99.9	CIBSE SHR MAX	1.35

LUMINOUS INTENSITY DISTRIBUTION DIAGRAM

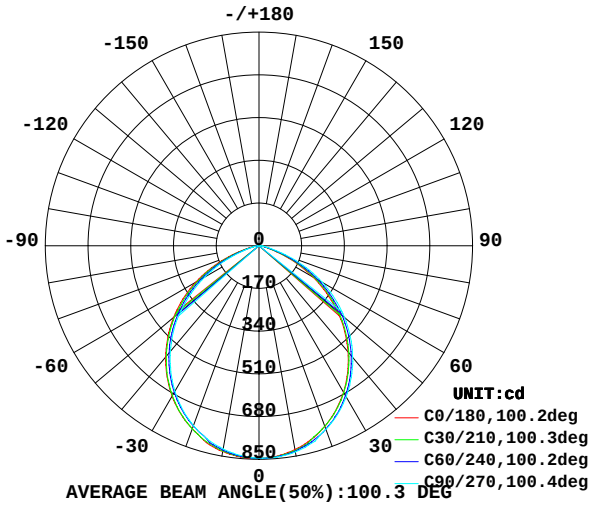

AVERAGE BEAM ANGLE(50%):100.3 DEG

C0 PLANE ISOLUX DIAGRAM (UNIT:lx)

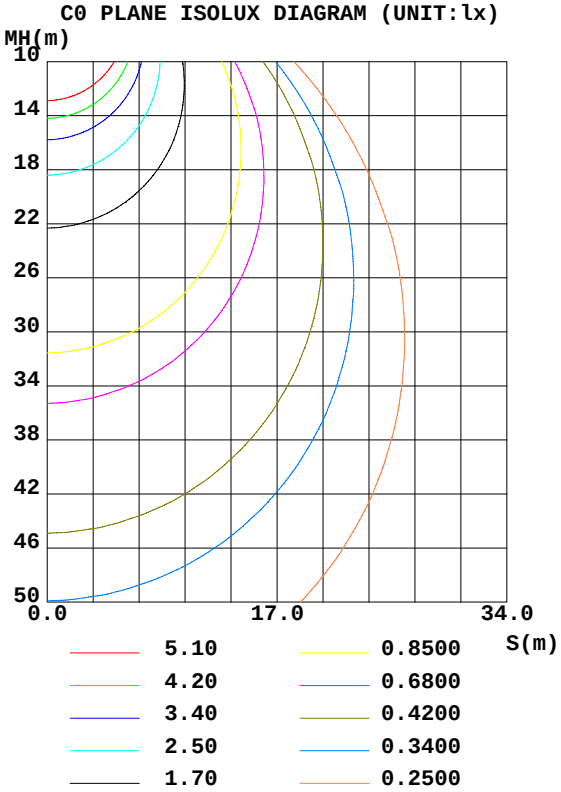

C Range: 0 - 360DEG
C Interval: 30.0DEG
Test Speed: HIGH
Temperature:25.3DEG
Operators:
Test Date:21 September 2026

γ Range: 0 - 180DEG
γ Interval: 1.0DEG
Test System:EVERFINE GO-2000A_V1 SYSTEM V2.0.295
Humidity:65.0%
Test Distance:14.200m [K=1.0000]
Remarks:

ZONAL FLUX DIAGRAM

ZONAL FLUX DIAGRAM:

γ	C0	C45	C90	C135	C180	C225	C270	C315	γ	Φ zone	Φ total	%lum,lamp
10	823.7	829.2	833.4	836.3	831.3	827.6	821.1	817.4	0- 10	79.86	79.86	4.03,4.03
20	765.1	770.7	777.8	787.8	775.3	769.7	762.3	750.8	10- 20	226.4	306.3	15.5,15.5
30	672.8	681.9	694.1	707.7	691.6	681.7	669.0	654.2	20- 30	335.9	642.1	32.4,32.4
40	551.9	563.6	580.2	596.7	578.0	565.3	549.3	530.9	30- 40	391.0	1033	52.2,52.2
50	405.3	423.6	444.3	463.4	443.2	428.5	405.1	386.3	40- 50	383.0	1416	71.5,71.5
60	246.3	264.3	290.7	310.3	290.6	272.7	249.2	227.2	50- 60	310.8	1727	87.2,87.2
70	87.56	101.9	126.0	145.9	127.8	111.6	91.59	73.85	60- 70	184.7	1912	96.6,96.6
80	15.94	19.23	24.78	30.84	25.39	21.36	16.38	12.80	70- 80	57.84	1970	99.5,99.5
90	0	0	0	0.4632	0	0	0	0	80- 90	8.600	1978	99.9,99.9
100	0	0	0	0	0	0	0	0	90-100	0.0042	1978	99.9,99.9
110	0	0	0	0	0	0	0	0	100-110	0	1978	99.9,99.9
120	0	0	0	0	0	0	0	0	110-120	0	1978	99.9,99.9
130	0	0	0	0	0	0	0	0	120-130	0	1978	99.9,99.9
140	0.2797	0.0541	0.0002	0	0	0.0873	0.2807	0.2544	130-140	0.0116	1978	99.9,99.9
150	1.069	0.8638	0.7767	0.7165	0.7103	0.8637	1.056	0.9777	140-150	0.2955	1978	99.9,99.9
160	1.673	1.506	1.460	1.419	1.446	1.539	1.673	1.620	150-160	0.5546	1979	100,100
170	2.075	2.001	1.968	1.961	1.982	2.061	2.128	2.108	160-170	0.5030	1980	100,100
180	2.316	2.336	2.329	2.336	2.329	2.336	2.329	2.356	170-180	0.2066	1980	100,100
DEG	LUMINOUS INTENSITY:cd									UNIT:lm		

C Range: 0 - 360DEG
C Interval: 30.0DEG
Test Speed: HIGH
Temperature:25.3DEG
Operators:
Test Date:21 September 2026

γ Range: 0 - 180DEG
γ Interval: 1.0DEG
Test System:EVERFINE GO-2000A_V1 SYSTEM V2.0.295
Humidity:65.0%
Test Distance:14.200m [K=1.0000]
Remarks:

CU AND LUMINAIRE BUDGETARY ESTIMATE DIAGRAM

Test:U:120.7V I:0.1325A P:15.79W PF:0.9876 Lamp Flux:1979.75x1 lm		
NAME:	TYPE:	WEIGHT:
SPEC.:	DIM.:	SERIAL No.:
MFR.:	SUR.:	Shielding Angle:

ρcc	80%			70%			50%			30%			10%			0
ρw	50%	30%	10%	50%	30%	10%	50%	30%	10%	50%	30%	10%	50%	30%	10%	0
ρfc	20%			20%			20%			20%			20%			0
RCR	RCR:Room Cavity Ratio			Coefficients of Utilization(CU)												
0.0	1.19	1.19	1.19	1.16	1.16	1.16	1.11	1.11	1.11	1.06	1.06	1.06	1.02	1.02	1.02	.00
1.0	1.06	1.03	.99	1.04	1.01	.98	.00	.97	.95	.96	.94	.92	.92	.91	.89	.87
2.0	.94	.88	.83	.92	.87	.82	.89	.84	.80	.86	.82	.78	.83	.79	.77	.74
3.0	.84	.76	.70	.82	.75	.70	.79	.73	.68	.76	.71	.67	.74	.70	.66	.64
4.0	.75	.66	.60	.73	.66	.60	.71	.64	.59	.69	.63	.58	.66	.62	.58	.55
5.0	.67	.59	.52	.66	.58	.52	.64	.57	.52	.62	.56	.51	.60	.55	.51	.49
6.0	.61	.52	.46	.60	.52	.46	.58	.51	.46	.56	.50	.45	.55	.49	.45	.43
7.0	.55	.47	.41	.54	.46	.41	.53	.46	.41	.51	.45	.40	.50	.44	.40	.38
8.0	.50	.42	.37	.50	.42	.37	.48	.41	.36	.47	.41	.36	.46	.40	.36	.34
9.0	.46	.39	.33	.46	.38	.33	.45	.38	.33	.44	.37	.33	.43	.37	.33	.31
10.0	.43	.35	.30	.42	.35	.30	.41	.35	.30	.40	.34	.30	.40	.34	.30	.28

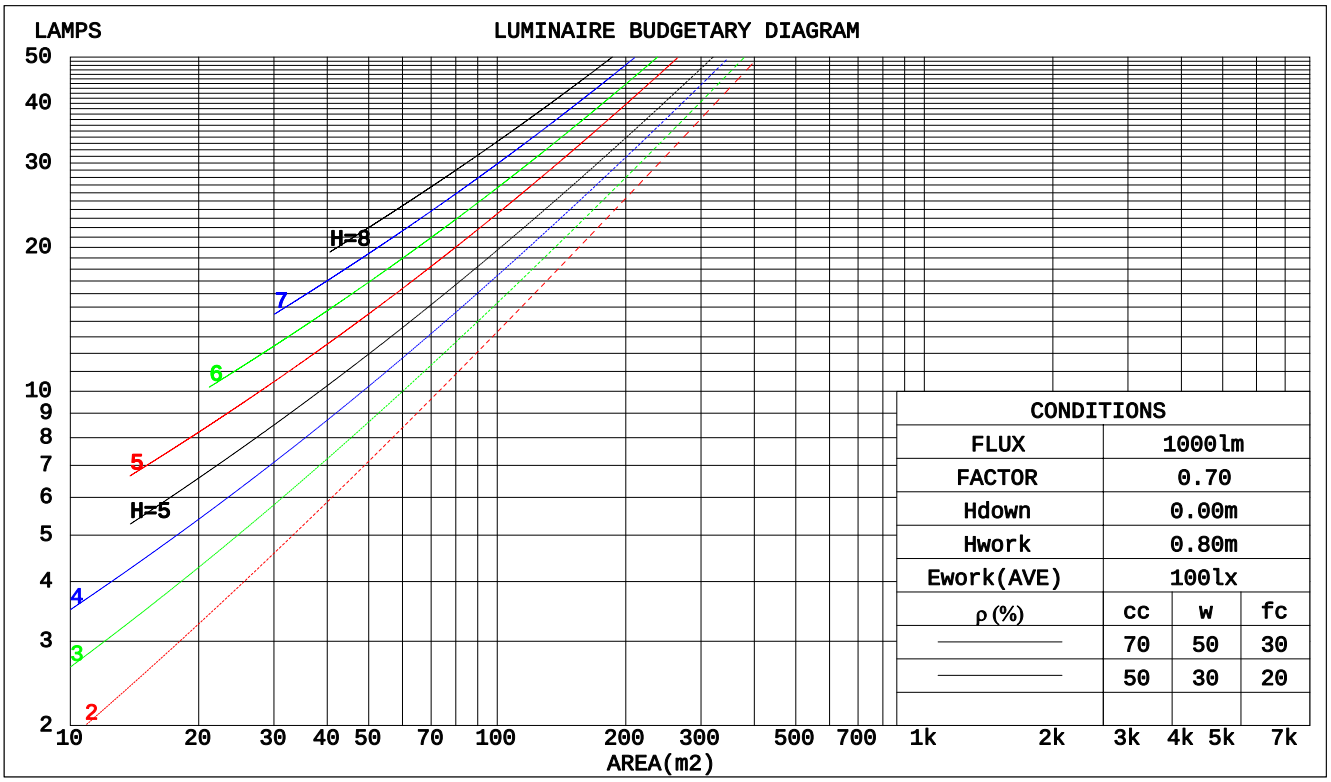

C Range: 0 - 360DEG
C Interval: 30.0DEG
Test Speed: HIGH
Temperature:25.3DEG
Operators:
Test Date:21 September 2026

γ Range: 0 - 180DEG
γ Interval: 1.0DEG
Test System:EVERFINE GO-2000A_V1 SYSTEM V2.0.295
Humidity:65.0%
Test Distance:14.200m [K=1.0000]
Remarks:

WEC AND CCEC

Test:U:120.7V I:0.1325A P:15.79W PF:0.9876 Lamp Flux:1979.75x1 lm		
NAME:	TYPE:	WEIGHT:
SPEC.:	DIM.:	SERIAL No.:
MFR.:	SUR.:	Shielding Angle:

ρcc	80%			70%			50%			30%			10%			0
ρw	50%	30%	10%	50%	30%	10%	50%	30%	10%	50%	30%	10%	50%	30%	10%	0
ρfc	20%			20%			20%			20%			20%			0
RCR	RCR:Room Cavity Ratio						Wall Exitance Coeffcients(WEC)									
0.0																
1.0	.264	.150	.048	.257	.147	.047	.244	.140	.045	.232	.134	.043	.221	.128	.041	
2.0	.257	.141	.043	.251	.138	.043	.239	.133	.041	.229	.128	.040	.219	.124	.039	
3.0	.243	.129	.039	.238	.127	.038	.228	.123	.038	.218	.120	.037	.210	.116	.036	
4.0	.228	.119	.035	.223	.117	.035	.215	.114	.034	.206	.111	.033	.199	.108	.033	
5.0	.214	.109	.032	.210	.108	.031	.202	.105	.031	.194	.102	.030	.187	.100	.030	
6.0	.200	.100	.029	.196	.099	.029	.189	.097	.028	.183	.095	.028	.177	.093	.028	
7.0	.188	.093	.026	.184	.092	.026	.178	.090	.026	.172	.088	.026	.167	.087	.025	
8.0	.176	.086	.024	.174	.085	.024	.168	.084	.024	.163	.082	.024	.158	.081	.024	
9.0	.166	.080	.022	.164	.080	.022	.159	.078	.022	.154	.077	.022	.149	.076	.022	
10.0	.157	.075	.021	.155	.075	.021	.150	.073	.021	.146	.072	.021	.142	.071	.020	

ρcc	80%			70%			50%			30%			10%			0
ρw	50%	30%	10%	50%	30%	10%	50%	30%	10%	50%	30%	10%	50%	30%	10%	0
ρfc	20%			20%			20%			20%			20%			0
RCR	RCR:Room Cavity Ratio						Ceiling Cavity Exitance Coefficients(CCEC)									
0.0	.191	.191	.191	.163	.163	.163	.111	.111	.111	.064	.064	.064	.020	.020	.020	
1.0	.178	.157	.139	.152	.135	.119	.104	.093	.082	.060	.054	.048	.019	.017	.016	
2.0	.168	.133	.103	.144	.114	.089	.099	.079	.062	.057	.046	.036	.018	.015	.012	
3.0	.160	.115	.079	.137	.099	.068	.094	.069	.048	.054	.040	.028	.017	.013	.009	
4.0	.152	.101	.062	.131	.087	.054	.090	.061	.038	.052	.036	.022	.017	.012	.007	
5.0	.145	.091	.050	.125	.078	.044	.086	.055	.031	.050	.032	.018	.016	.010	.006	
6.0	.138	.082	.042	.119	.071	.036	.082	.050	.026	.048	.029	.015	.015	.010	.005	
7.0	.132	.075	.035	.113	.065	.031	.078	.046	.022	.046	.027	.013	.015	.009	.004	
8.0	.126	.069	.030	.108	.060	.027	.075	.042	.019	.044	.025	.011	.014	.008	.004	
9.0	.120	.064	.027	.103	.056	.023	.072	.039	.017	.042	.023	.010	.014	.008	.003	
10.0	.115	.060	.024	.099	.052	.021	.069	.037	.015	.040	.022	.009	.013	.007	.003	

C Range: 0 - 360DEG
C Interval: 30.0DEG
Test Speed: HIGH
Temperature:25.3DEG
Operators:
Test Date:21 September 2026

γ Range: 0 - 180DEG
γ Interval: 1.0DEG
Test System:EVERFINE GO-2000A_V1 SYSTEM V2.0.295
Humidity:65.0%
Test Distance:14.200m [K=1.0000]
Remarks:

UGR(Unified Glare Rating) Table

Test:U:120.7V I:0.1325A P:15.79W PF:0.9876 Lamp Flux:1979.75x1 lm		
NAME:	TYPE:	WEIGHT:
SPEC.:	DIM.:	SERIAL No.:
MFR.:	SUR.:	Shielding Angle:

ceiling/cavity		0.7	0.7	0.5	0.5	0.3	0.7	0.7	0.5	0.5	0.3
walls		0.5	0.3	0.5	0.3	0.3	0.5	0.3	0.5	0.3	0.3
working plane		0.2	0.2	0.2	0.2	0.2	0.2	0.2	0.2	0.2	0.2
Room dimensions		Viewed crosswise					Viewed endwise				
x = 2H	y = 2H	29.8	31.2	30.1	31.4	31.6	30.3	31.7	30.6	31.9	32.1
	3H	30.4	31.7	30.7	31.9	32.1	31.1	32.4	31.4	32.6	32.9
	4H	30.4	31.6	30.7	31.9	32.1	31.2	32.5	31.5	32.7	33.0
	6H	30.3	31.5	30.7	31.8	32.0	31.2	32.4	31.5	32.6	32.9
	8H	30.3	31.4	30.6	31.7	32.0	31.2	32.3	31.5	32.6	32.9
	12H	30.3	31.3	30.6	31.6	31.9	31.2	32.2	31.5	32.5	32.8
4H	2H	30.2	31.5	30.5	31.7	31.9	30.6	31.9	31.0	32.1	32.4
	3H	30.8	31.9	31.2	32.2	32.5	31.5	32.6	31.8	32.9	33.2
	4H	30.9	31.9	31.3	32.2	32.5	31.7	32.6	32.0	32.9	33.3
	6H	30.9	31.7	31.3	32.1	32.4	31.7	32.5	32.1	32.9	33.2
	8H	30.9	31.7	31.3	32.0	32.4	31.7	32.5	32.1	32.8	33.2
	12H	30.8	31.5	31.3	31.9	32.3	31.7	32.4	32.1	32.8	33.2
8H	4H	30.9	31.7	31.3	32.0	32.4	31.6	32.4	32.0	32.8	33.1
	6H	30.9	31.6	31.3	32.0	32.4	31.7	32.3	32.1	32.7	33.1
	8H	30.9	31.5	31.4	31.9	32.3	31.7	32.2	32.1	32.7	33.1
	12H	30.9	31.4	31.4	31.8	32.3	31.7	32.2	32.2	32.6	33.1
12H	4H	30.9	31.6	31.3	32.0	32.4	31.6	32.3	32.0	32.7	33.1
	6H	30.9	31.5	31.3	31.9	32.3	31.6	32.2	32.1	32.6	33.1
	8H	30.9	31.4	31.4	31.8	32.3	31.7	32.1	32.1	32.6	33.1
Variations with the observer position at spacings:											
S = 1.0H		+ 0.4 / - 0.6					+ 0.4 / - 0.4				
1.5H		+ 0.3 / - 0.6					+ 0.3 / - 0.4				
2.0H		+ 0.7 / - 0.8					+ 0.7 / - 0.8				

CIE Pub.117 Corrected 1980 lm Total Lamp Luminous Flux.(8log(F/F0) = 2.4)

C Range: 0 - 360DEG
C Interval: 30.0DEG
Test Speed: HIGH
Temperature:25.3DEG
Operators:
Test Date:21 September 2026

γ Range: 0 - 180DEG
γ Interval: 1.0DEG
Test System:EVERFINE GO-2000A_V1 SYSTEM V2.0.295
Humidity:65.0%
Test Distance:14.200m [K=1.0000]
Remarks:

UTILIZATION FACTORS TABLE

Test:U:120.7V I:0.1325A P:15.79W PF:0.9876 Lamp Flux:1979.75x1 lm		
NAME:	TYPE:	WEIGHT:
SPEC.:	DIM.:	SERIAL No.:
MFR.:	SUR.:	Shielding Angle:

REFLECTANCE										
Ceiling	0.8	0.8	0.8	0.7	0.7	0.7	0.5	0.5	0.5	0
Walls	0.7	0.5	0.3	0.7	0.5	0.3	0.7	0.5	0.3	0
Working plane	0.2	0.2	0.2	0.2	0.2	0.2	0.2	0.2	0.2	0
ROOM INDEX	UTILIZATION FACTORS(PERCENT) k(RI) x RCR = 5									
k = 0.60	61	51	44	61	50	44	60	50	44	38
0.80	72	61	54	71	61	54	69	60	54	47
1.00	80	70	64	79	70	64	77	71	63	56
1.25	87	78	72	86	77	71	84	76	71	64
1.50	92	83	77	91	83	77	88	81	76	69
2.00	99	91	86	97	90	85	93	88	83	76
2.50	102	95	90	100	94	89	96	91	87	79
3.00	105	99	94	103	97	93	99	95	91	83
4.00	108	104	100	106	102	98	102	98	95	87
5.00	110	106	103	108	104	101	104	101	98	89
ROOM INDEX	UF(total)									Direct
According to DIN EN 13032-2 2004				Suspended					SHRNOM = 1.25	

C Range: 0 - 360DEG
C Interval: 30.0DEG
Test Speed: HIGH
Temperature:25.3DEG
Operators:
Test Date:21 September 2026

γ Range: 0 - 180DEG
γ Interval: 1.0DEG
Test System:EVERFINE GO-2000A_V1 SYSTEM V2.0.295
Humidity:65.0%
Test Distance:14.200m [K=1.0000]
Remarks:

ISOCANDELA DIAGRAM

Test:U:120.7V I:0.1325A P:15.79W PF:0.9876 Lamp Flux:1979.75x1 lm		
NAME:	TYPE:	WEIGHT:
SPEC.:	DIM.:	SERIAL No.:
MFR.:	SUR.:	Shielding Angle:

Conical surface Flux(90deg):
1229.7 lm
%lum = 62.1%
%lamp = 62.1%

Conical surface Flux(120deg):
1727.1 lm
%lum = 87.2%
%lamp = 87.2%

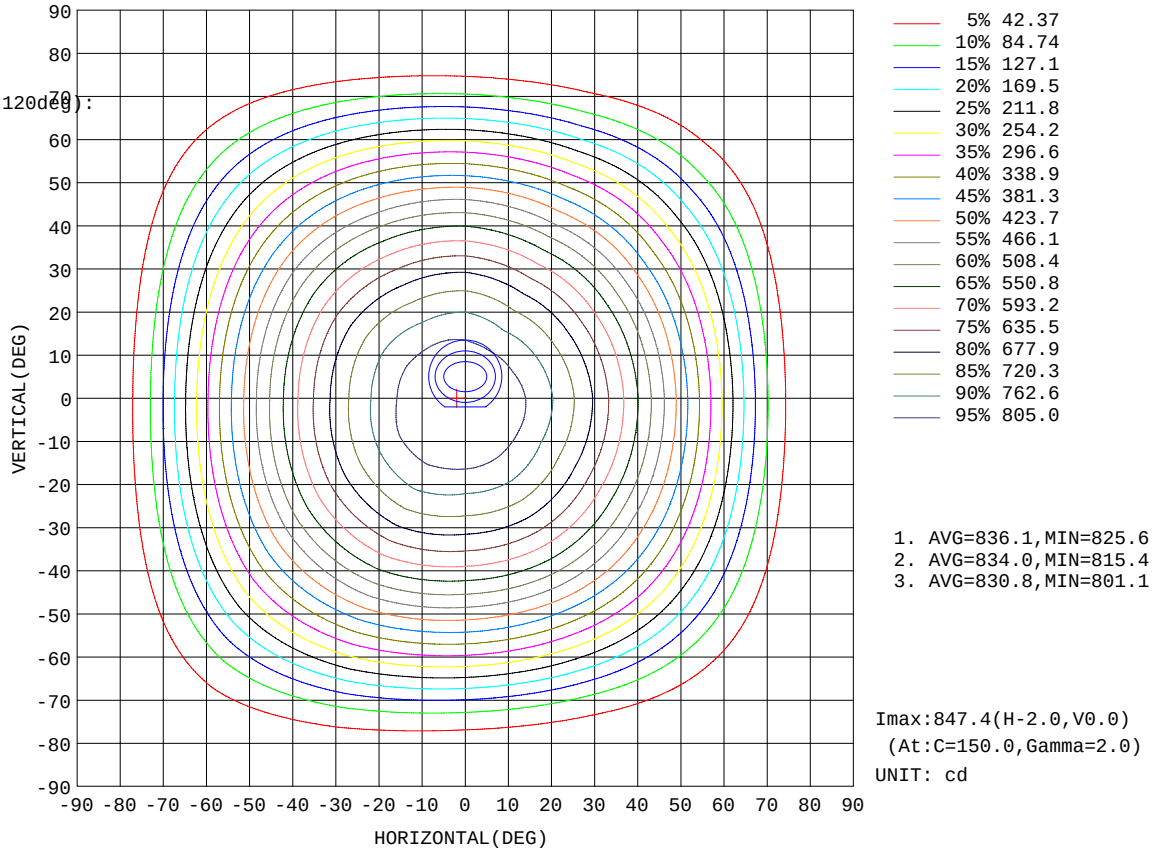

1. AVG=836.1,MIN=825.6
2. AVG=834.0,MIN=815.4
3. AVG=830.8,MIN=801.1

Imax:847.4(H-2.0,V0.0)
(At:C=150.0,Gamma=2.0)
UNIT: cd

C Range: 0 - 360DEG
C Interval: 30.0DEG
Test Speed: HIGH
Temperature:25.3DEG
Operators:
Test Date:21 September 2026

γ Range: 0 - 180DEG
γ Interval: 1.0DEG
Test System:EVERFINE GO-2000A_V1 SYSTEM V2.0.295
Humidity:65.0%
Test Distance:14.200m [K=1.0000]
Remarks:

AAI Figure

Test:U:120.7V I:0.1325A P:15.79W PF:0.9876 Lamp Flux:1979.75x1 lm		
NAME:	TYPE:	WEIGHT:
SPEC.:	DIM.:	SERIAL No.:
MFR.:	SUR.:	Shielding Angle:

Flux out:1452 lm

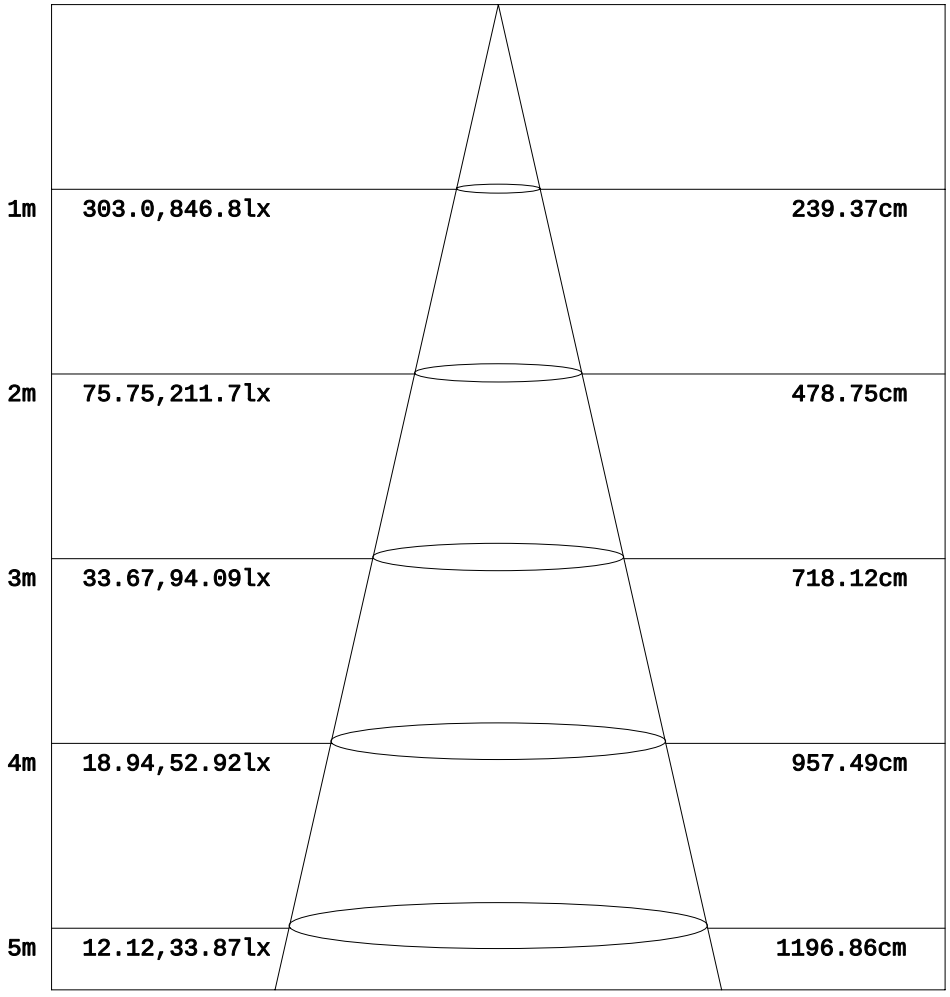

Note:The Curves indicate the illuminated area and the average illumination when the luminaire is at different distance.

C Range: 0 - 360DEG
C Interval: 30.0DEG
Test Speed: HIGH
Temperature:25.3DEG
Operators:
Test Date:21 September 2026

γ Range: 0 - 180DEG
γ Interval: 1.0DEG
Test System:EVERFINE GO-2000A_V1 SYSTEM V2.0.295
Humidity:65.0%
Test Distance:14.200m [K=1.0000]
Remarks:

ISOLUX DIAGRAM

Test:U:120.7V I:0.1325A P:15.79W PF:0.9876 Lamp Flux:1979.75x1 lm		
NAME:	TYPE:	WEIGHT:
SPEC.:	DIM.:	SERIAL No.:
MFR.:	SUR.:	Shielding Angle:

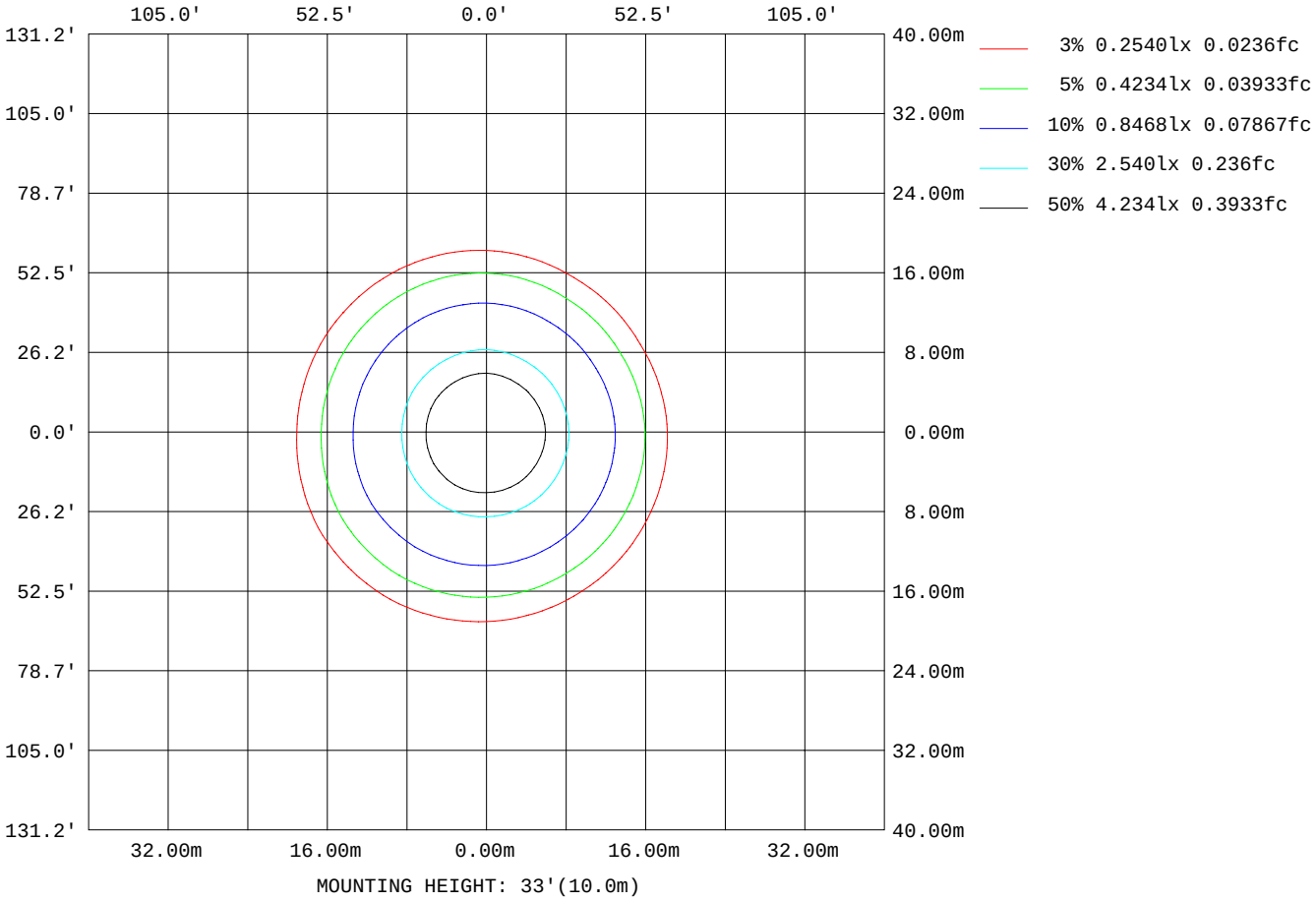

C Range: 0 - 360DEG
C Interval: 30.0DEG
Test Speed: HIGH
Temperature:25.3DEG
Operators:
Test Date:21 September 2026

γ Range: 0 - 180DEG
γ Interval: 1.0DEG
Test System:EVERFINE GO-2000A_V1 SYSTEM V2.0.295
Humidity:65.0%
Test Distance:14.200m [K=1.0000]
Remarks:

LED Avg.L Report

Test:U:120.7V I:0.1325A P:15.79W PF:0.9876 Lamp Flux:1979.75x1 lm		
NAME:	TYPE:	WEIGHT:
SPEC.:	DIM.:	SERIAL No.:
MFR.:	SUR.:	Shielding Angle:

AvgL	cd/m2
L_0~180(65)av	110018
L_0~180(75)av	47429
L_0~180(85)av	19140
L_90~270(65)av	110941
L_90~270(75)av	47804
L_90~270(85)av	18834
L_45(65)av	110226
L_45(75)av	48430
L_45(85)av	18906

Standard: GB/T 29293-2012

C Range: 0 - 360DEG
C Interval: 30.0DEG
Test Speed: HIGH
Temperature:25.3DEG
Operators:
Test Date:21 September 2026

γ Range: 0 - 180DEG
γ Interval: 1.0DEG
Test System:EVERFINE GO-2000A_V1 SYSTEM V2.0.295
Humidity:65.0%
Test Distance:14.200m [K=1.0000]
Remarks:

Planar Illuminance Curve

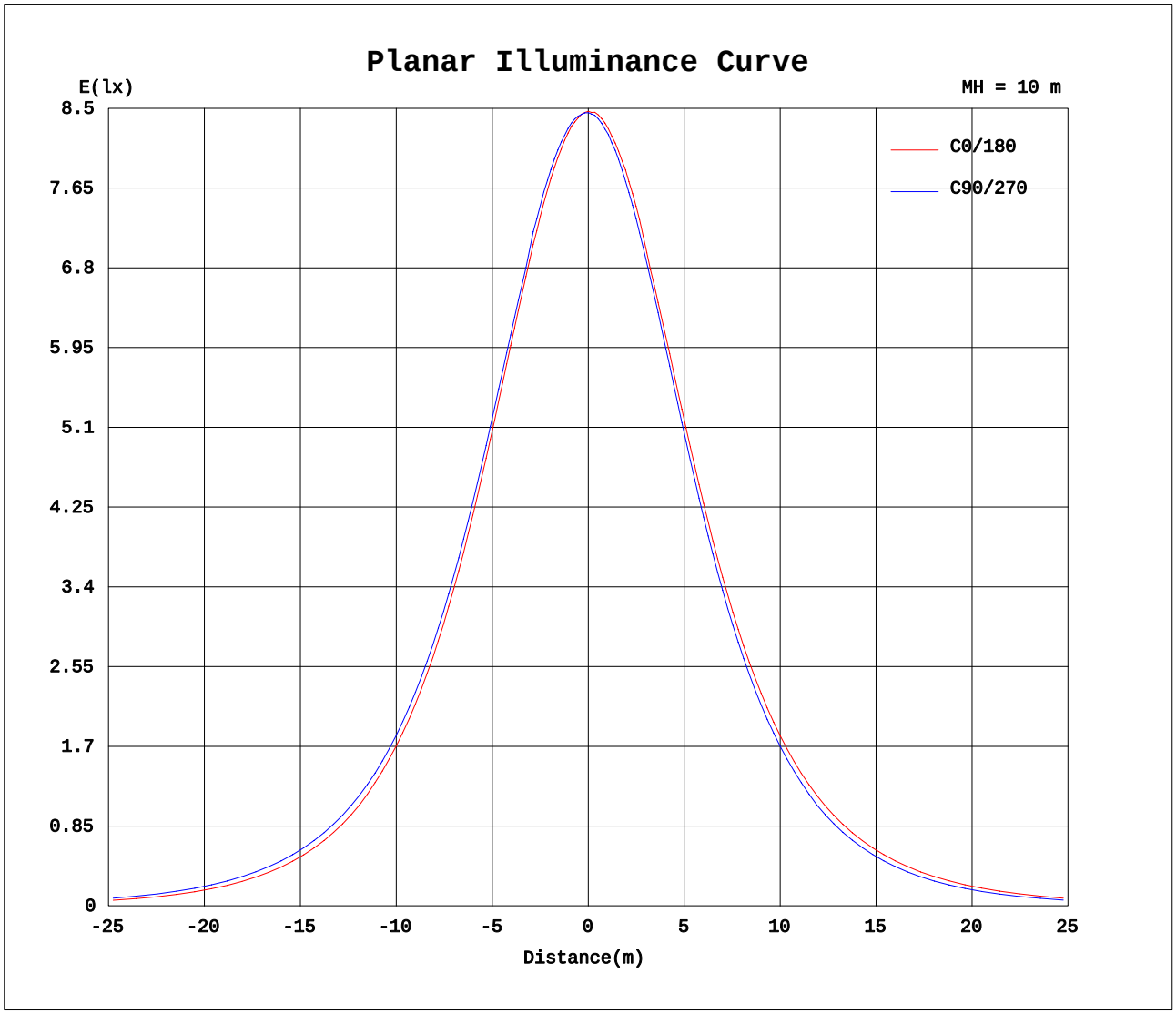

C Range: 0 - 360DEG
C Interval: 30.0DEG
Test Speed: HIGH
Temperature:25.3DEG
Operators:
Test Date:21 September 2026

γ Range: 0 - 180DEG
γ Interval: 1.0DEG
Test System:EVERFINE GO-2000A_V1 SYSTEM V2.0.295
Humidity:65.0%
Test Distance:14.200m [K=1.0000]
Remarks:

LUMINOUS DISTRIBUTION INTENSITY DATA

Test:U:120.7V I:0.1325A P:15.79W PF:0.9876 Lamp Flux:1979.75x1 lm		
NAME:	TYPE:	WEIGHT:
SPEC.:	DIM.:	SERIAL No.:
MFR.:	SUR.:	Shielding Angle:

Table--1 UNIT: cd

γ (DEG) \ C(DEG)	0	30	60	90	120	150	180	210	240	270	300	330
0	847	846	846	845	845	845	847	846	846	845	845	845
5	840	842	843	844	845	846	844	842	841	837	835	836
10	824	828	831	833	836	836	831	829	826	821	817	818
15	799	800	809	813	818	818	811	807	799	796	783	791
20	765	765	777	778	791	785	775	776	763	762	748	754
25	723	724	737	740	755	749	737	737	723	719	703	710
30	673	675	689	694	710	705	692	689	674	669	651	657
35	615	619	633	640	658	653	637	635	618	612	593	599
40	552	556	571	580	599	595	578	574	557	549	529	533
45	483	488	504	514	534	531	513	507	491	481	460	464
50	405	416	431	444	464	462	443	437	420	405	387	386
55	328	339	352	370	387	389	369	359	345	329	309	308
60	246	257	271	291	309	312	291	280	265	249	228	226
65	163	174	188	208	227	230	209	198	183	167	146	144
70	87.6	95.9	108	126	144	148	128	118	105	91.6	74.7	73.0
75	37.2	41.5	47.8	59.4	72.3	75.1	61.0	54.9	47.2	39.6	31.2	30.4
80	15.9	17.9	20.5	24.8	30.2	31.5	25.4	23.0	19.7	16.4	12.9	12.7
85	3.22	4.71	6.62	9.71	12.8	13.4	10.1	8.53	5.97	3.42	0.40	0.27
90	0.00	0.00	0.00	0.00	0.09	0.83	0.00	0.00	0.00	0.00	0.00	0.00
95	0.00	0.00	0.00	0.00	0.00	0.00	0.00	0.00	0.00	0.00	0.00	0.00
100	0.00	0.00	0.00	0.00	0.00	0.00	0.00	0.00	0.00	0.00	0.00	0.00
105	0.00	0.00	0.00	0.00	0.00	0.00	0.00	0.00	0.00	0.00	0.00	0.00
110	0.00	0.00	0.00	0.00	0.00	0.00	0.00	0.00	0.00	0.00	0.00	0.00
115	0.00	0.00	0.00	0.00	0.00	0.00	0.00	0.00	0.00	0.00	0.00	0.00
120	0.00	0.00	0.00	0.00	0.00	0.00	0.00	0.00	0.00	0.00	0.00	0.00
125	0.00	0.00	0.00	0.00	0.00	0.00	0.00	0.00	0.00	0.00	0.00	0.00
130	0.00	0.00	0.00	0.00	0.00	0.00	0.00	0.00	0.00	0.00	0.00	0.00
135	0.00	0.00	0.00	0.00	0.00	0.00	0.00	0.00	0.00	0.00	0.00	0.00
140	0.28	0.11	0.00	0.00	0.00	0.00	0.00	0.00	0.17	0.28	0.31	0.20
145	0.70	0.54	0.43	0.35	0.28	0.36	0.31	0.43	0.56	0.68	0.68	0.58
150	1.07	0.92	0.80	0.78	0.68	0.75	0.71	0.79	0.94	1.06	1.05	0.91
155	1.41	1.23	1.16	1.15	1.04	1.14	1.11	1.18	1.27	1.38	1.37	1.26
160	1.67	1.54	1.47	1.46	1.39	1.45	1.45	1.50	1.58	1.67	1.67	1.57
165	1.90	1.79	1.78	1.73	1.69	1.73	1.73	1.79	1.86	1.91	1.93	1.85
170	2.07	2.01	1.99	1.97	1.94	1.98	1.98	2.03	2.09	2.13	2.14	2.07
175	2.22	2.21	2.22	2.17	2.17	2.21	2.20	2.24	2.26	2.29	2.30	2.25
180	2.32	2.34	2.33	2.33	2.34	2.33	2.33	2.34	2.33	2.33	2.34	2.37

C Range: 0 - 360DEG
C Interval: 30.0DEG
Test Speed: HIGH
Temperature:25.3DEG
Operators:
Test Date:21 September 2026

γ Range: 0 - 180DEG
γ Interval: 1.0DEG
Test System:EVERFINE GO-2000A_V1 SYSTEM V2.0.295
Humidity:65.0%
Test Distance:14.200m [K=1.0000]
Remarks: