LUMINAIRE PHOTOMETRIC TEST REPORT

Test:U:120.7V I:0.1347A P:16.05W PF:0.9878 Lamp Flux:1926.24x1 lm		
NAME:	TYPE:	WEIGHT:
SPEC.:	DIM.:	SERIAL No.:
MFR.:	SUR.:	Shielding Angle:

DATA OF LAMP		PHOTOMETRIC DATA Eff: 119.99 lm/W			
MODEL	PT-CDL-SMD-22-DD-5C3P-4-17w-5000k	Imax(cd)	824.3	S/MH(C0/180)	1.22
NOMINAL POWER(W)	17	LOR(%)	100.0	S/MH(C90/270)	1.18
RATED VOLTAGE(V)	120	TOTAL FLUX(lm)	1926.2	η UP,DN(C0-180)	0.0,51.4
NOMINAL FLUX(lm)	1926.24	CIE CLASS	DIRECT	η UP,DN(C180-360)	0.0,48.5
LAMPS INSIDE	1	η up(%)	0.1	CIBSE SHR NOM	1.25
TEST VOLTAGE(V)	120	η down(%)	99.9	CIBSE SHR MAX	1.35

LUMINOUS INTENSITY DISTRIBUTION DIAGRAM

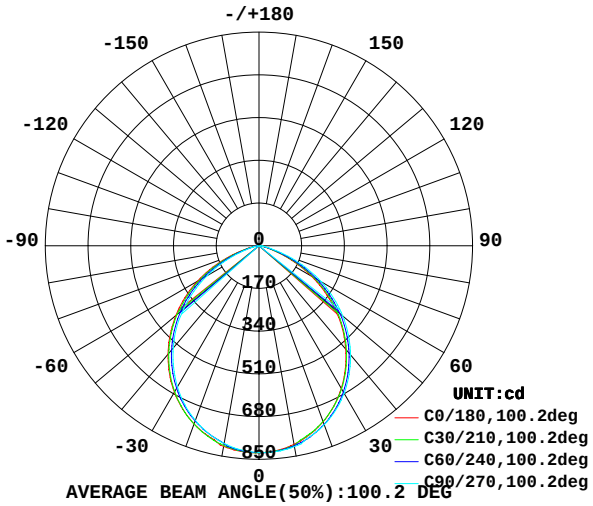

AVERAGE BEAM ANGLE(50%):100.2 DEG

C0 PLANE ISOLUX DIAGRAM (UNIT:lx)

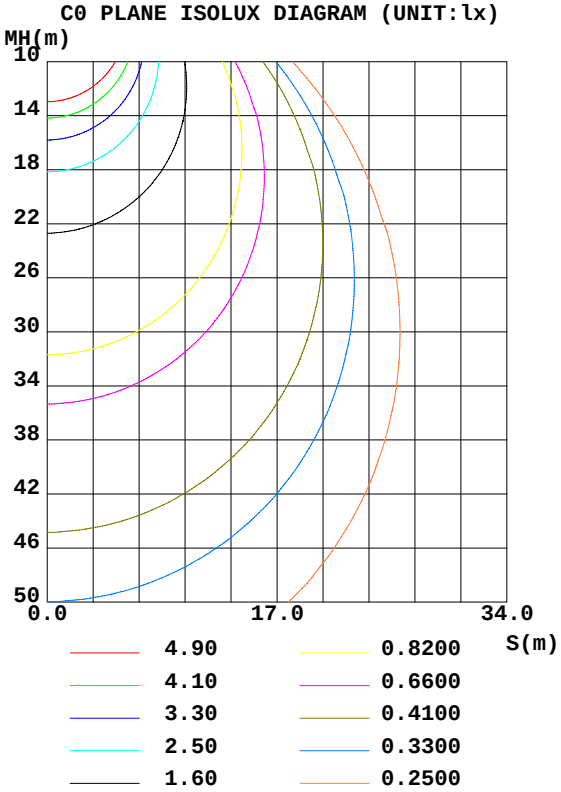

C Range: 0 - 360DEG
C Interval: 30.0DEG
Test Speed: HIGH
Temperature:25.3DEG
Operators:
Test Date:21 September 2026

γ Range: 0 - 180DEG
γ Interval: 1.0DEG
Test System:EVERFINE GO-2000A_V1 SYSTEM V2.0.295
Humidity:65.0%
Test Distance:14.200m [K=1.0000]
Remarks:

ZONAL FLUX DIAGRAM

ZONAL FLUX DIAGRAM:

γ	C0	C45	C90	C135	C180	C225	C270	C315	γ	Φ zone	Φ total	%lum,lamp
10	802.6	807.7	811.9	814.6	810.7	803.7	798.6	792.3	0- 10	77.75	77.75	4.04,4.04
20	745.5	750.7	758.0	767.6	755.3	748.9	739.7	730.1	10- 20	220.1	297.8	15.5,15.5
30	655.6	664.4	677.5	690.0	673.6	663.1	649.1	635.6	20- 30	327.0	624.8	32.4,32.4
40	537.2	549.7	566.7	582.1	562.9	550.1	531.5	515.8	30- 40	380.7	1006	52.2,52.2
50	395.1	412.3	434.8	452.2	431.7	416.7	390.8	374.8	40- 50	372.8	1378	71.6,71.6
60	240.4	258.4	285.3	303.1	283.0	264.9	238.7	219.6	50- 60	302.5	1681	87.3,87.3
70	85.44	99.97	124.7	142.8	124.3	108.1	85.65	70.74	60- 70	179.6	1860	96.6,96.6
80	15.46	18.79	24.43	29.98	24.58	20.54	15.04	12.06	70- 80	56.19	1917	99.5,99.5
90	0	0	0	0.3778	0	0	0	0	80- 90	8.242	1925	99.9,99.9
100	0	0	0	0	0	0	0	0	90-100	0.0035	1925	99.9,99.9
110	0	0	0	0	0	0	0	0	100-110	0	1925	99.9,99.9
120	0	0	0	0	0	0	0	0	110-120	0	1925	99.9,99.9
130	0	0	0	0	0	0	0	0	120-130	0	1925	99.9,99.9
140	0.1468	0.0000	0	0	0	0.0142	0.1593	0.1339	130-140	0.0029	1925	99.9,99.9
150	0.9099	0.6960	0.6166	0.5821	0.5636	0.7094	0.9101	0.8298	140-150	0.2128	1925	99.9,99.9
160	1.472	1.325	1.272	1.265	1.259	1.372	1.512	1.439	150-160	0.4794	1926	100,100
170	1.887	1.841	1.768	1.780	1.807	1.874	1.941	1.914	160-170	0.4516	1926	100,100
180	2.115	2.135	2.115	2.149	2.128	2.142	2.115	2.148	170-180	0.1882	1926	100,100
DEG	LUMINOUS INTENSITY:cd									UNIT:lm		

C Range: 0 - 360DEG
C Interval: 30.0DEG
Test Speed: HIGH
Temperature:25.3DEG
Operators:
Test Date:21 September 2026

γ Range: 0 - 180DEG
γ Interval: 1.0DEG
Test System:EVERFINE GO-2000A_V1 SYSTEM V2.0.295
Humidity:65.0%
Test Distance:14.200m [K=1.0000]
Remarks:

CU AND LUMINAIRE BUDGETARY ESTIMATE DIAGRAM

Test:U:120.7V I:0.1347A P:16.05W PF:0.9878 Lamp Flux:1926.24x1 lm		
NAME:	TYPE:	WEIGHT:
SPEC.:	DIM.:	SERIAL No.:
MFR.:	SUR.:	Shielding Angle:

ρcc	80%			70%			50%			30%			10%			0
ρw	50%	30%	10%	50%	30%	10%	50%	30%	10%	50%	30%	10%	50%	30%	10%	0
ρfc	20%			20%			20%			20%			20%			0
RCR	RCR:Room Cavity Ratio			Coefficients of Utilization(CU)												
0.0	1.19	1.19	1.19	1.16	1.16	1.16	1.11	1.11	1.11	1.06	1.06	1.06	1.02	1.02	1.02	.00
1.0	1.06	1.03	.99	1.04	1.01	.98	.00	.97	.95	.96	.94	.92	.92	.91	.89	.87
2.0	.94	.88	.83	.92	.87	.82	.89	.84	.80	.86	.82	.78	.83	.79	.77	.74
3.0	.84	.76	.70	.82	.75	.70	.79	.73	.68	.76	.71	.67	.74	.70	.66	.64
4.0	.75	.66	.60	.73	.66	.60	.71	.64	.59	.69	.63	.58	.66	.62	.58	.55
5.0	.67	.59	.52	.66	.58	.52	.64	.57	.52	.62	.56	.51	.60	.55	.51	.49
6.0	.61	.52	.46	.60	.52	.46	.58	.51	.46	.56	.50	.45	.55	.49	.45	.43
7.0	.55	.47	.41	.54	.46	.41	.53	.46	.41	.51	.45	.40	.50	.44	.40	.38
8.0	.50	.42	.37	.50	.42	.37	.48	.41	.36	.47	.41	.36	.46	.40	.36	.34
9.0	.46	.39	.33	.46	.38	.33	.45	.38	.33	.44	.37	.33	.43	.37	.33	.31
10.0	.43	.35	.30	.42	.35	.30	.41	.35	.30	.40	.34	.30	.40	.34	.30	.28

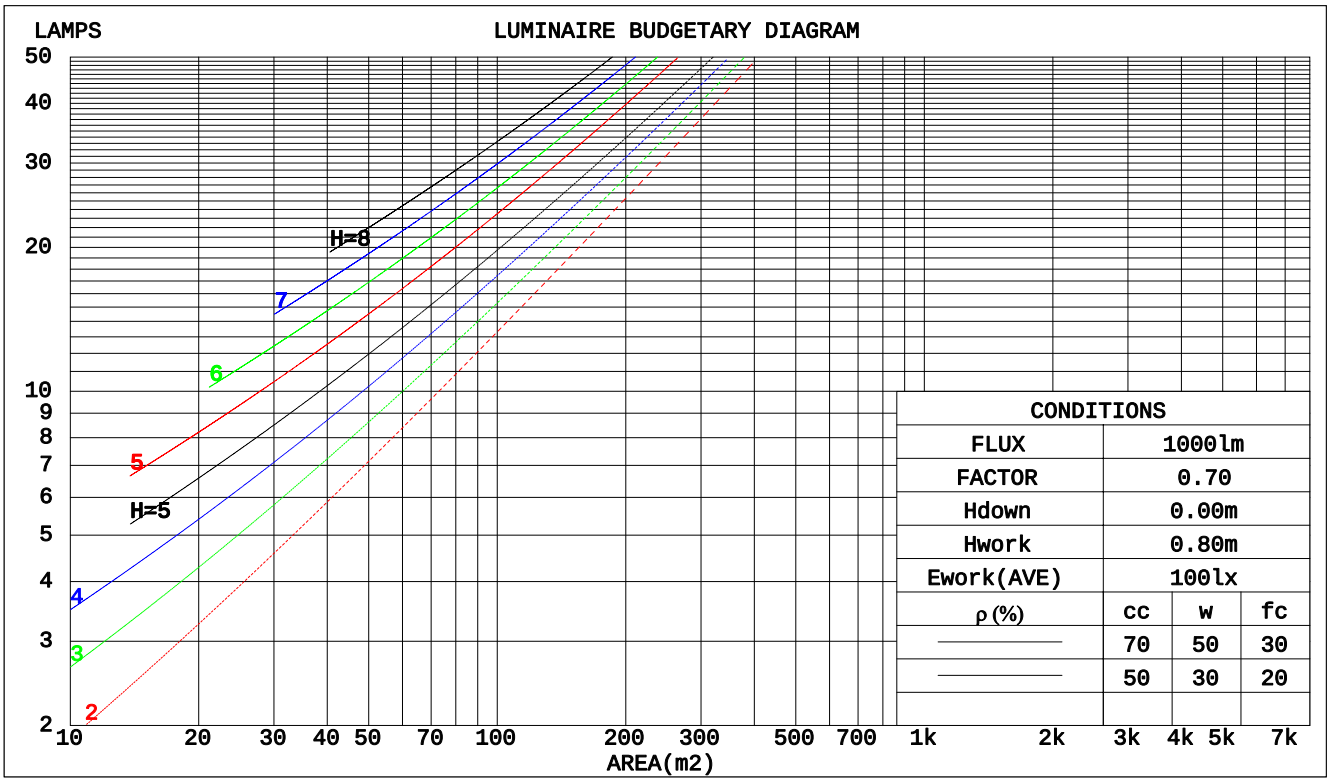

C Range: 0 - 360DEG
C Interval: 30.0DEG
Test Speed: HIGH
Temperature:25.3DEG
Operators:
Test Date:21 September 2026

γ Range: 0 - 180DEG
γ Interval: 1.0DEG
Test System:EVERFINE GO-2000A_V1 SYSTEM V2.0.295
Humidity:65.0%
Test Distance:14.200m [K=1.0000]
Remarks:

WEC AND CCEC

Test:U:120.7V I:0.1347A P:16.05W PF:0.9878 Lamp Flux:1926.24x1 lm		
NAME:	TYPE:	WEIGHT:
SPEC.:	DIM.:	SERIAL No.:
MFR.:	SUR.:	Shielding Angle:

ρcc	80%			70%			50%			30%			10%			0
ρw	50%	30%	10%	50%	30%	10%	50%	30%	10%	50%	30%	10%	50%	30%	10%	0
ρfc	20%			20%			20%			20%			20%			0
RCR	RCR:Room Cavity Ratio						Wall Exitance Coeffcients(WEC)									
0.0																
1.0	.264	.150	.048	.257	.147	.047	.244	.140	.045	.232	.134	.043	.221	.128	.041	
2.0	.257	.141	.043	.251	.138	.043	.239	.133	.041	.229	.128	.040	.219	.124	.039	
3.0	.243	.129	.039	.238	.127	.038	.228	.123	.038	.218	.120	.037	.210	.116	.036	
4.0	.228	.119	.035	.223	.117	.035	.215	.114	.034	.206	.111	.033	.199	.108	.033	
5.0	.214	.109	.032	.210	.108	.031	.202	.105	.031	.194	.102	.030	.187	.100	.030	
6.0	.200	.100	.029	.196	.099	.029	.189	.097	.028	.183	.095	.028	.177	.093	.028	
7.0	.188	.093	.026	.184	.092	.026	.178	.090	.026	.172	.088	.026	.167	.087	.025	
8.0	.176	.086	.024	.174	.085	.024	.168	.084	.024	.163	.082	.024	.158	.081	.024	
9.0	.166	.080	.022	.164	.080	.022	.159	.078	.022	.154	.077	.022	.149	.076	.022	
10.0	.157	.075	.021	.155	.075	.021	.150	.073	.021	.146	.072	.021	.142	.071	.020	

ρcc	80%			70%			50%			30%			10%			0
ρw	50%	30%	10%	50%	30%	10%	50%	30%	10%	50%	30%	10%	50%	30%	10%	0
ρfc	20%			20%			20%			20%			20%			0
RCR	RCR:Room Cavity Ratio						Ceiling Cavity Exitance Coefficients(CCEC)									
0.0	.191	.191	.191	.163	.163	.163	.111	.111	.111	.064	.064	.064	.020	.020	.020	
1.0	.178	.157	.139	.152	.135	.119	.104	.093	.082	.060	.054	.048	.019	.017	.016	
2.0	.168	.133	.103	.144	.114	.089	.099	.079	.062	.057	.046	.036	.018	.015	.012	
3.0	.160	.115	.079	.137	.099	.068	.094	.069	.048	.054	.040	.028	.017	.013	.009	
4.0	.152	.101	.062	.131	.087	.054	.090	.061	.038	.052	.036	.022	.017	.012	.007	
5.0	.145	.090	.050	.125	.078	.044	.086	.055	.031	.050	.032	.018	.016	.010	.006	
6.0	.138	.082	.042	.119	.071	.036	.082	.050	.026	.048	.029	.015	.015	.010	.005	
7.0	.132	.075	.035	.113	.065	.031	.078	.046	.022	.046	.027	.013	.015	.009	.004	
8.0	.126	.069	.030	.108	.060	.027	.075	.042	.019	.044	.025	.011	.014	.008	.004	
9.0	.120	.064	.027	.103	.056	.023	.072	.039	.017	.042	.023	.010	.014	.008	.003	
10.0	.115	.060	.024	.099	.052	.021	.069	.037	.015	.040	.022	.009	.013	.007	.003	

C Range: 0 - 360DEG
C Interval: 30.0DEG
Test Speed: HIGH
Temperature:25.3DEG
Operators:
Test Date:21 September 2026

γ Range: 0 - 180DEG
γ Interval: 1.0DEG
Test System:EVERFINE GO-2000A_V1 SYSTEM V2.0.295
Humidity:65.0%
Test Distance:14.200m [K=1.0000]
Remarks:

UGR(Unified Glare Rating) Table

Test:U:120.7V I:0.1347A P:16.05W PF:0.9878 Lamp Flux:1926.24x1 lm		
NAME:	TYPE:	WEIGHT:
SPEC.:	DIM.:	SERIAL No.:
MFR.:	SUR.:	Shielding Angle:

ceiling/cavity		0.7	0.7	0.5	0.5	0.3	0.7	0.7	0.5	0.5	0.3
walls		0.5	0.3	0.5	0.3	0.3	0.5	0.3	0.5	0.3	0.3
working plane		0.2	0.2	0.2	0.2	0.2	0.2	0.2	0.2	0.2	0.2
Room dimensions		Viewed crosswise					Viewed endwise				
x = 2H	y = 2H	29.7	31.2	30.0	31.4	31.6	30.3	31.7	30.5	31.9	32.1
	3H	30.3	31.6	30.6	31.8	32.0	31.1	32.4	31.4	32.6	32.8
	4H	30.3	31.5	30.6	31.8	32.0	31.2	32.4	31.5	32.7	32.9
	6H	30.3	31.4	30.6	31.7	32.0	31.2	32.3	31.5	32.6	32.9
	8H	30.2	31.3	30.6	31.6	31.9	31.2	32.3	31.5	32.5	32.8
	12H	30.2	31.2	30.5	31.5	31.8	31.1	32.2	31.5	32.5	32.8
4H	2H	30.1	31.4	30.5	31.6	31.9	30.6	31.8	30.9	32.1	32.3
	3H	30.8	31.8	31.1	32.1	32.4	31.5	32.5	31.8	32.8	33.1
	4H	30.8	31.8	31.2	32.1	32.4	31.6	32.6	32.0	32.9	33.2
	6H	30.8	31.7	31.2	32.0	32.4	31.6	32.5	32.0	32.8	33.2
	8H	30.8	31.6	31.2	31.9	32.3	31.6	32.4	32.0	32.8	33.2
	12H	30.8	31.5	31.2	31.9	32.3	31.6	32.3	32.0	32.7	33.1
8H	4H	30.8	31.6	31.2	32.0	32.4	31.6	32.4	32.0	32.7	33.1
	6H	30.8	31.5	31.3	31.9	32.3	31.6	32.3	32.1	32.7	33.1
	8H	30.8	31.4	31.3	31.8	32.3	31.6	32.2	32.1	32.6	33.1
	12H	30.8	31.3	31.3	31.7	32.2	31.7	32.1	32.1	32.6	33.1
12H	4H	30.8	31.5	31.2	31.9	32.3	31.5	32.3	32.0	32.6	33.0
	6H	30.8	31.4	31.3	31.8	32.2	31.6	32.2	32.1	32.6	33.0
	8H	30.8	31.3	31.3	31.7	32.2	31.6	32.1	32.1	32.6	33.0
Variations with the observer position at spacings:											
S = 1.0H		+ 0.4 / - 0.6					+ 0.4 / - 0.4				
1.5H		+ 0.3 / - 0.6					+ 0.3 / - 0.4				
2.0H		+ 0.7 / - 0.8					+ 0.7 / - 0.8				

CIE Pub.117 Corrected 1926 lm Total Lamp Luminous Flux.(8log(F/F0) = 2.3)

C Range: 0 - 360DEG
C Interval: 30.0DEG
Test Speed: HIGH
Temperature:25.3DEG
Operators:
Test Date:21 September 2026

γ Range: 0 - 180DEG
γ Interval: 1.0DEG
Test System:EVERFINE GO-2000A_V1 SYSTEM V2.0.295
Humidity:65.0%
Test Distance:14.200m [K=1.0000]
Remarks:

UTILIZATION FACTORS TABLE

Test:U:120.7V I:0.1347A P:16.05W PF:0.9878 Lamp Flux:1926.24x1 lm		
NAME:	TYPE:	WEIGHT:
SPEC.:	DIM.:	SERIAL No.:
MFR.:	SUR.:	Shielding Angle:

REFLECTANCE										
Ceiling	0.8	0.8	0.8	0.7	0.7	0.7	0.5	0.5	0.5	0
Walls	0.7	0.5	0.3	0.7	0.5	0.3	0.7	0.5	0.3	0
Working plane	0.2	0.2	0.2	0.2	0.2	0.2	0.2	0.2	0.2	0
ROOM INDEX	UTILIZATION FACTORS(PERCENT) k(RI) x RCR = 5									
k = 0.60	61	51	44	61	50	44	60	50	44	38
0.80	72	61	54	71	61	54	69	60	54	47
1.00	80	70	64	79	70	64	77	71	63	56
1.25	87	78	72	86	77	71	84	76	71	64
1.50	92	83	77	91	83	77	88	81	76	69
2.00	99	91	86	97	90	85	93	88	83	76
2.50	102	95	90	100	94	89	96	91	87	80
3.00	105	99	94	103	98	93	99	95	91	83
4.00	108	104	100	106	102	98	102	98	95	87
5.00	110	106	103	108	104	101	104	101	98	89
ROOM INDEX	UF(total)									Direct
According to DIN EN 13032-2 2004				Suspended					SHRNOM = 1.25	

C Range: 0 - 360DEG
C Interval: 30.0DEG
Test Speed: HIGH
Temperature:25.3DEG
Operators:
Test Date:21 September 2026

γ Range: 0 - 180DEG
γ Interval: 1.0DEG
Test System:EVERFINE GO-2000A_V1 SYSTEM V2.0.295
Humidity:65.0%
Test Distance:14.200m [K=1.0000]
Remarks:

ISOCANDELA DIAGRAM

Test:U:120.7V I:0.1347A P:16.05W PF:0.9878 Lamp Flux:1926.24x1 lm		
NAME:	TYPE:	WEIGHT:
SPEC.:	DIM.:	SERIAL No.:
MFR.:	SUR.:	Shielding Angle:

Conical surface Flux(90deg):
1196.9 lm
%lum = 62.1%
%lamp = 62.1%

Conical surface Flux(120deg):
1680.8 lm
%lum = 87.3%
%lamp = 87.3%

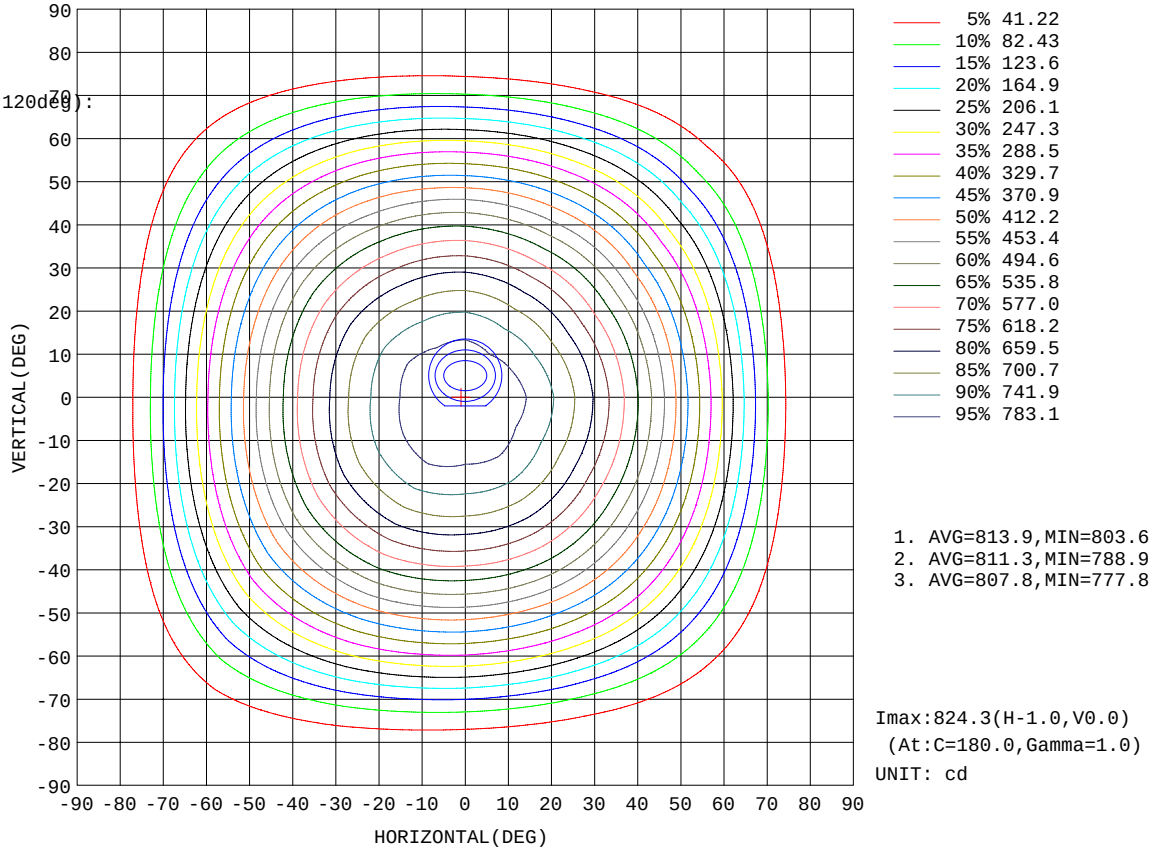

1. AVG=813.9,MIN=803.6
2. AVG=811.3,MIN=788.9
3. AVG=807.8,MIN=777.8

Imax:824.3(H-1.0,V0.0)
(At:C=180.0,Gamma=1.0)
UNIT: cd

C Range: 0 - 360DEG
C Interval: 30.0DEG
Test Speed: HIGH
Temperature:25.3DEG
Operators:
Test Date:21 September 2026

γ Range: 0 - 180DEG
γ Interval: 1.0DEG
Test System:EVERFINE GO-2000A_V1 SYSTEM V2.0.295
Humidity:65.0%
Test Distance:14.200m [K=1.0000]
Remarks:

AAI Figure

Test:U:120.7V I:0.1347A P:16.05W PF:0.9878 Lamp Flux:1926.24x1 lm		
NAME:	TYPE:	WEIGHT:
SPEC.:	DIM.:	SERIAL No.:
MFR.:	SUR.:	Shielding Angle:

Flux out:1413 lm

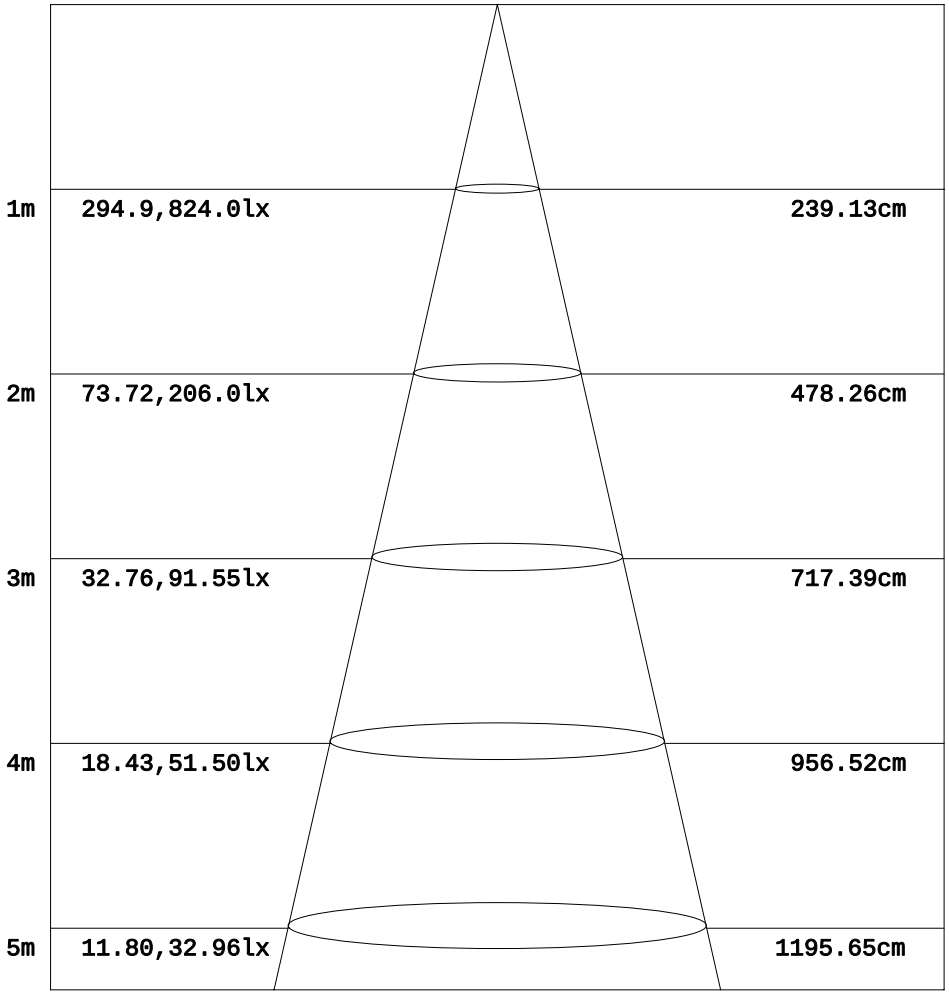

Note:The Curves indicate the illuminated area and the average illumination when the luminaire is at different distance.

C Range: 0 - 360DEG
C Interval: 30.0DEG
Test Speed: HIGH
Temperature:25.3DEG
Operators:
Test Date:21 September 2026

γ Range: 0 - 180DEG
γ Interval: 1.0DEG
Test System:EVERFINE GO-2000A_V1 SYSTEM V2.0.295
Humidity:65.0%
Test Distance:14.200m [K=1.0000]
Remarks:

ISOLUX DIAGRAM

Test:U:120.7V I:0.1347A P:16.05W PF:0.9878 Lamp Flux:1926.24x1 lm		
NAME:	TYPE:	WEIGHT:
SPEC.:	DIM.:	SERIAL No.:
MFR.:	SUR.:	Shielding Angle:

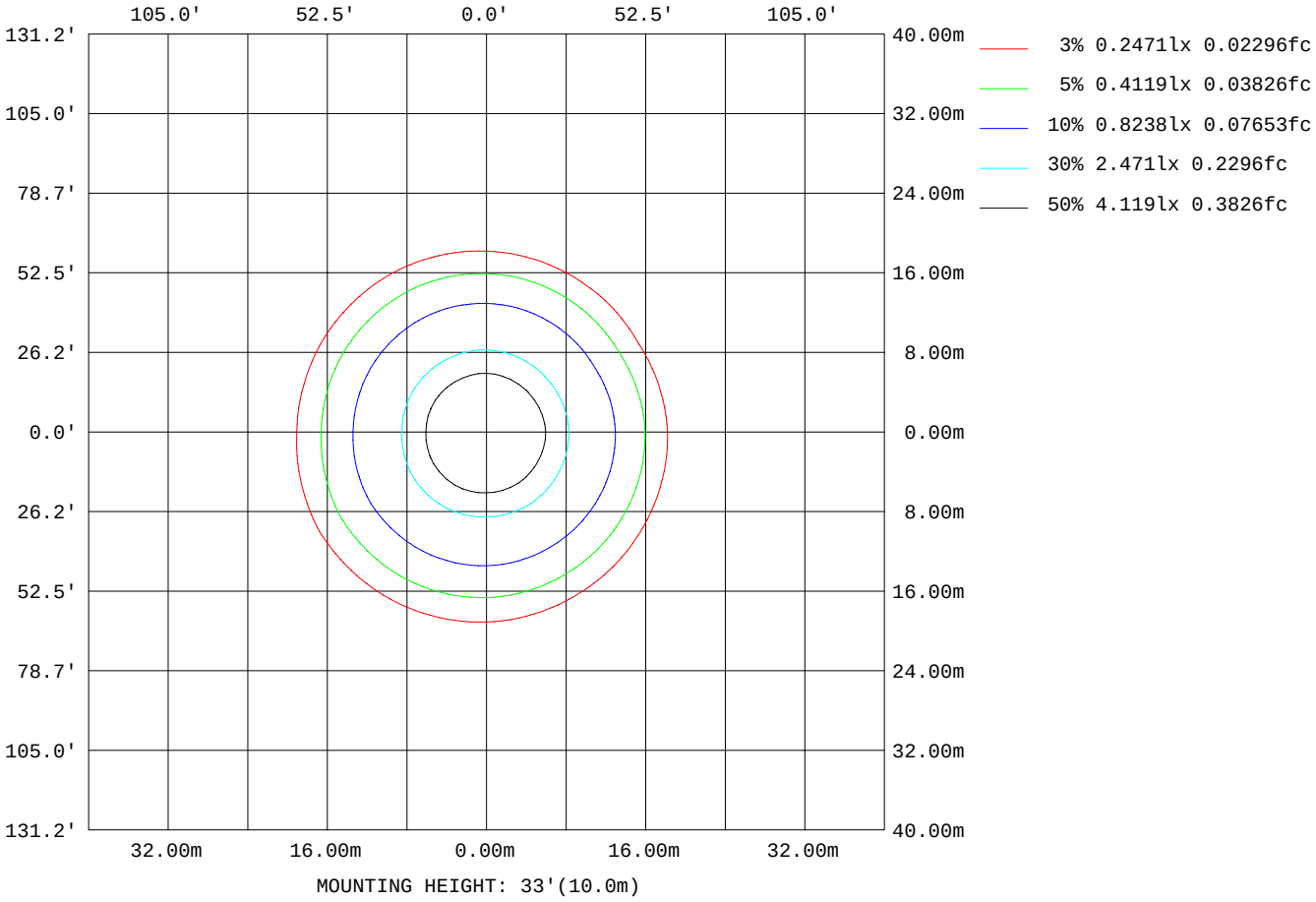

C Range: 0 - 360DEG
C Interval: 30.0DEG
Test Speed: HIGH
Temperature:25.3DEG
Operators:
Test Date:21 September 2026

γ Range: 0 - 180DEG
γ Interval: 1.0DEG
Test System:EVERFINE GO-2000A_V1 SYSTEM V2.0.295
Humidity:65.0%
Test Distance:14.200m [K=1.0000]
Remarks:

LED Avg.L Report

Test:U:120.7V I:0.1347A P:16.05W PF:0.9878 Lamp Flux:1926.24x1 lm		
NAME:	TYPE:	WEIGHT:
SPEC.:	DIM.:	SERIAL No.:
MFR.:	SUR.:	Shielding Angle:

AvgL	cd/m2
L_0~180(65)av	107185
L_0~180(75)av	46138
L_0~180(85)av	18295
L_90~270(65)av	107477
L_90~270(75)av	46208
L_90~270(85)av	17487
L_45(65)av	107305
L_45(75)av	47136
L_45(85)av	18161

Standard: GB/T 29293-2012

C Range: 0 - 360DEG
C Interval: 30.0DEG
Test Speed: HIGH
Temperature:25.3DEG
Operators:
Test Date:21 September 2026

γ Range: 0 - 180DEG
γ Interval: 1.0DEG
Test System:EVERFINE GO-2000A_V1 SYSTEM V2.0.295
Humidity:65.0%
Test Distance:14.200m [K=1.0000]
Remarks:

Planar Illuminance Curve

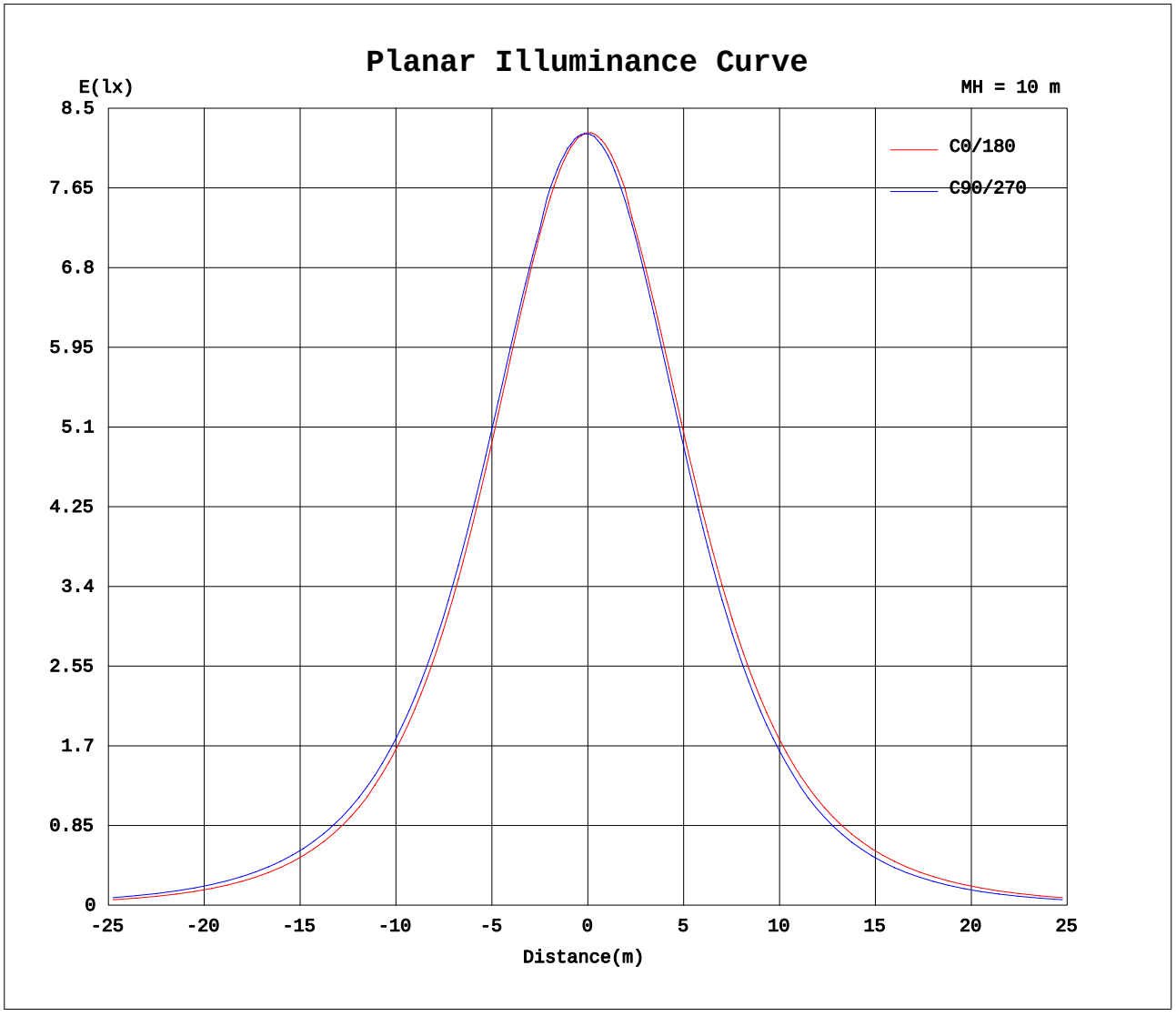

C Range: 0 - 360DEG
C Interval: 30.0DEG
Test Speed: HIGH
Temperature:25.3DEG
Operators:
Test Date:21 September 2026

γ Range: 0 - 180DEG
γ Interval: 1.0DEG
Test System:EVERFINE GO-2000A_V1 SYSTEM V2.0.295
Humidity:65.0%
Test Distance:14.200m [K=1.0000]
Remarks:

LUMINOUS DISTRIBUTION INTENSITY DATA

Test:U:120.7V I:0.1347A P:16.05W PF:0.9878 Lamp Flux:1926.24x1 lm		
NAME:	TYPE:	WEIGHT:
SPEC.:	DIM.:	SERIAL No.:
MFR.:	SUR.:	Shielding Angle:

Table--1 UNIT: cd

γ (DEG) \ C(DEG)	0	30	60	90	120	150	180	210	240	270	300	330
0	824	823	824	823	823	822	824	823	824	823	823	822
5	818	819	821	821	823	823	822	820	818	815	814	813
10	803	807	808	812	814	815	811	807	800	799	790	795
15	778	776	787	786	796	791	784	785	774	774	763	768
20	746	745	757	758	770	766	755	755	743	740	728	732
25	704	705	719	722	735	731	718	717	703	698	685	688
30	656	657	671	677	691	689	674	671	655	649	635	636
35	599	602	618	626	639	638	621	617	601	592	579	579
40	537	541	558	567	582	582	563	559	541	532	516	516
45	470	476	492	503	519	520	500	494	477	465	449	447
50	395	405	420	435	451	453	432	426	408	391	378	372
55	320	330	344	362	376	382	360	349	334	317	303	295
60	240	251	266	285	300	306	283	273	257	239	224	215
65	159	170	184	205	220	227	203	193	177	159	144	136
70	85.4	93.8	106	125	139	147	124	115	101	85.6	74.0	67.5
75	36.3	40.5	47.3	59.0	69.4	75.1	59.3	53.3	45.2	36.6	30.8	27.9
80	15.5	17.4	20.2	24.4	28.8	31.1	24.6	22.2	18.9	15.0	12.6	11.5
85	3.05	4.48	6.56	9.63	12.1	13.2	9.71	8.15	5.49	2.57	0.49	0.03
90	0.00	0.00	0.00	0.00	0.02	0.73	0.00	0.00	0.00	0.00	0.00	0.00
95	0.00	0.00	0.00	0.00	0.00	0.00	0.00	0.00	0.00	0.00	0.00	0.00
100	0.00	0.00	0.00	0.00	0.00	0.00	0.00	0.00	0.00	0.00	0.00	0.00
105	0.00	0.00	0.00	0.00	0.00	0.00	0.00	0.00	0.00	0.00	0.00	0.00
110	0.00	0.00	0.00	0.00	0.00	0.00	0.00	0.00	0.00	0.00	0.00	0.00
115	0.00	0.00	0.00	0.00	0.00	0.00	0.00	0.00	0.00	0.00	0.00	0.00
120	0.00	0.00	0.00	0.00	0.00	0.00	0.00	0.00	0.00	0.00	0.00	0.00
125	0.00	0.00	0.00	0.00	0.00	0.00	0.00	0.00	0.00	0.00	0.00	0.00
130	0.00	0.00	0.00	0.00	0.00	0.00	0.00	0.00	0.00	0.00	0.00	0.00
135	0.00	0.00	0.00	0.00	0.00	0.00	0.00	0.00	0.00	0.00	0.00	0.00
140	0.15	0.00	0.00	0.00	0.00	0.00	0.00	0.00	0.03	0.16	0.17	0.09
145	0.53	0.38	0.25	0.20	0.13	0.23	0.17	0.27	0.40	0.55	0.54	0.45
150	0.91	0.74	0.66	0.62	0.54	0.63	0.56	0.63	0.79	0.91	0.88	0.78
155	1.22	1.07	0.99	0.98	0.91	0.99	0.94	1.00	1.14	1.22	1.20	1.10
160	1.47	1.37	1.29	1.27	1.23	1.30	1.26	1.34	1.41	1.51	1.47	1.41
165	1.70	1.62	1.58	1.54	1.51	1.58	1.55	1.62	1.67	1.75	1.74	1.66
170	1.89	1.85	1.83	1.77	1.75	1.81	1.81	1.85	1.90	1.94	1.94	1.89
175	2.05	2.02	2.01	1.98	1.98	2.02	1.99	2.05	2.07	2.07	2.10	2.05
180	2.12	2.13	2.14	2.12	2.16	2.14	2.13	2.14	2.14	2.12	2.14	2.16

C Range: 0 - 360DEG
C Interval: 30.0DEG
Test Speed: HIGH
Temperature:25.3DEG
Operators:
Test Date:21 September 2026

γ Range: 0 - 180DEG
γ Interval: 1.0DEG
Test System:EVERFINE GO-2000A_V1 SYSTEM V2.0.295
Humidity:65.0%
Test Distance:14.200m [K=1.0000]
Remarks: