LUMINAIRE PHOTOMETRIC TEST REPORT

Test:U:120.7V I:0.1720A P:20.61W PF:0.9931 Lamp Flux:2298.24x1 lm		
NAME:	TYPE:	WEIGHT:
SPEC.:	DIM.:	SERIAL No.:
MFR.:	SUR.:	Shielding Angle:

DATA OF LAMP		PHOTOMETRIC DATA Eff: 111.50 lm/W			
MODEL	PT-CDL-SMDE22-DD-5C3P-4-22w-2700k	Imax(cd)	989.9	S/MH(C0/180)	1.22
NOMINAL POWER(W)	22	LOR(%)	100.0	S/MH(C90/270)	1.18
RATED VOLTAGE(V)	120	TOTAL FLUX(lm)	2298.2	η UP,DN(C0-180)	0.1,51.3
NOMINAL FLUX(lm)	2298.24	CIE CLASS	DIRECT	η UP,DN(C180-360)	0.1,48.5
LAMPS INSIDE	1	η up(%)	0.1	CIBSE SHR NOM	1.25
TEST VOLTAGE(V)	120	η down(%)	99.9	CIBSE SHR MAX	1.35

LUMINOUS INTENSITY DISTRIBUTION DIAGRAM

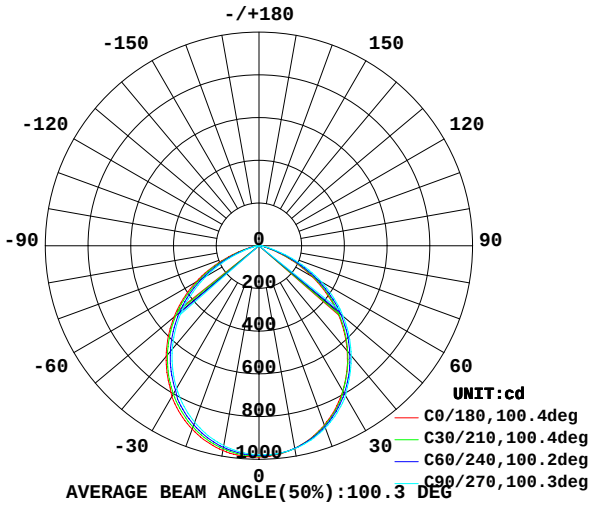

AVERAGE BEAM ANGLE(50%):100.3 DEG

C0 PLANE ISOLUX DIAGRAM (UNIT:lx)

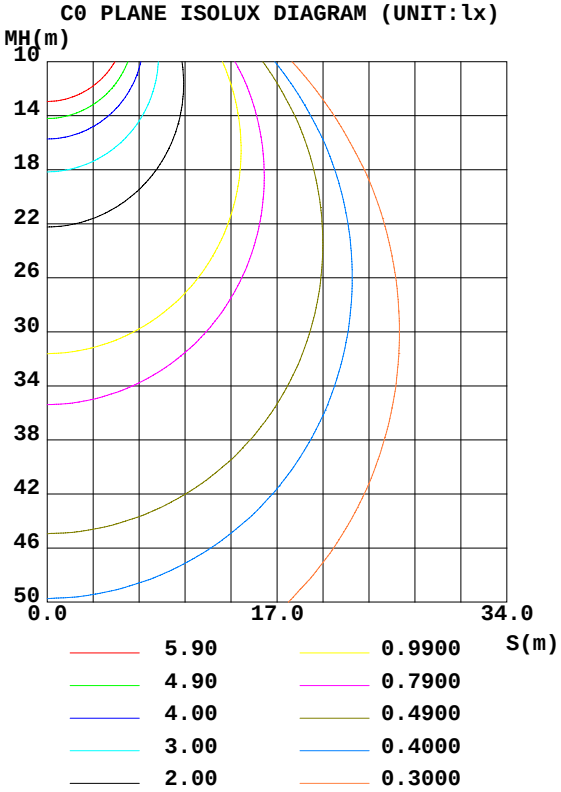

C Range: 0 - 360DEG
C Interval: 30.0DEG
Test Speed: HIGH
Temperature:25.3DEG
Operators:
Test Date:21 September 2026

γ Range: 0 - 180DEG
γ Interval: 1.0DEG
Test System:EVERFINE GO-2000A_V1 SYSTEM V2.0.295
Humidity:65.0%
Test Distance:14.200m [K=1.0000]
Remarks:

ZONAL FLUX DIAGRAM

ZONAL FLUX DIAGRAM:

γ	C0	C45	C90	C135	C180	C225	C270	C315	γ	Φ zone	Φ total	%lum,lamp
10	963.2	963.1	964.2	966.8	973.3	961.7	950.4	943.0	0- 10	92.66	92.66	4.03,4.03
20	894.1	899.4	907.8	914.7	914.2	897.9	879.8	867.3	10- 20	263.1	355.7	15.5,15.5
30	785.1	792.2	811.6	822.3	816.1	791.6	771.4	751.8	20- 30	390.8	746.5	32.5,32.5
40	642.5	654.0	671.8	691.1	676.3	656.2	631.8	608.6	30- 40	453.2	1200	52.2,52.2
50	476.4	491.7	515.1	537.4	519.1	497.2	469.3	443.5	40- 50	443.6	1643	71.5,71.5
60	286.5	306.6	336.7	360.7	340.9	316.3	284.5	257.0	50- 60	360.3	2004	87.2,87.2
70	101.2	117.9	146.2	170.9	150.3	129.0	103.0	81.90	60- 70	213.3	2217	96.5,96.5
80	19.10	22.97	29.42	37.23	30.64	25.39	19.01	14.71	70- 80	67.31	2284	99.4,99.4
90	0	0	0	1.804	0	0	0	0	80- 90	10.61	2295	99.9,99.9
100	0	0	0	0	0	0	0	0	90-100	0.0167	2295	99.9,99.9
110	0	0	0	0	0	0	0	0	100-110	0	2295	99.9,99.9
120	0	0	0	0	0	0	0	0	110-120	0	2295	99.9,99.9
130	0.0928	0.0001	0	0	0	0	0.0529	0.0537	120-130	0.0010	2295	99.9,99.9
140	1.164	0.8568	0.6697	0.6163	0.7099	0.8835	1.098	1.065	130-140	0.2885	2295	99.9,99.9
150	2.088	1.807	1.687	1.606	1.673	1.841	2.008	1.942	140-150	0.8417	2296	99.9,99.9
160	2.771	2.570	2.490	2.423	2.517	2.597	2.744	2.663	150-160	1.016	2297	100,100
170	3.266	3.172	3.079	3.059	3.186	3.219	3.279	3.219	160-170	0.8125	2298	100,100
180	3.547	3.527	3.494	3.501	3.574	3.541	3.494	3.494	170-180	0.3171	2298	100,100
DEG	LUMINOUS INTENSITY:cd									UNIT:lm		

C Range: 0 - 360DEG
C Interval: 30.0DEG
Test Speed: HIGH
Temperature:25.3DEG
Operators:
Test Date:21 September 2026

γ Range: 0 - 180DEG
γ Interval: 1.0DEG
Test System:EVERFINE GO-2000A_V1 SYSTEM V2.0.295
Humidity:65.0%
Test Distance:14.200m [K=1.0000]
Remarks:

CU AND LUMINAIRE BUDGETARY ESTIMATE DIAGRAM

Test:U:120.7V I:0.1720A P:20.61W PF:0.9931 Lamp Flux:2298.24x1 lm		
NAME:	TYPE:	WEIGHT:
SPEC.:	DIM.:	SERIAL No.:
MFR.:	SUR.:	Shielding Angle:

ρcc	80%			70%			50%			30%			10%			0
ρw	50%	30%	10%	50%	30%	10%	50%	30%	10%	50%	30%	10%	50%	30%	10%	0
ρfc	20%			20%			20%			20%			20%			0
RCR	RCR:Room Cavity Ratio			Coefficients of Utilization(CU)												
0.0	1.19	1.19	1.19	1.16	1.16	1.16	1.11	1.11	1.11	1.06	1.06	1.06	1.02	1.02	1.02	.00
1.0	1.06	1.03	.99	1.04	1.01	.98	.00	.97	.95	.96	.94	.92	.92	.91	.89	.87
2.0	.94	.88	.83	.92	.87	.82	.89	.84	.80	.85	.82	.78	.82	.79	.76	.74
3.0	.84	.76	.70	.82	.75	.70	.79	.73	.68	.76	.71	.67	.74	.70	.66	.64
4.0	.75	.66	.60	.73	.66	.60	.71	.64	.59	.69	.63	.58	.66	.62	.58	.55
5.0	.67	.59	.52	.66	.58	.52	.64	.57	.52	.62	.56	.51	.60	.55	.51	.49
6.0	.61	.52	.46	.60	.52	.46	.58	.51	.46	.56	.50	.45	.55	.49	.45	.43
7.0	.55	.47	.41	.54	.46	.41	.53	.46	.41	.51	.45	.40	.50	.44	.40	.38
8.0	.50	.42	.37	.50	.42	.37	.48	.41	.36	.47	.41	.36	.46	.40	.36	.34
9.0	.46	.39	.33	.46	.38	.33	.45	.38	.33	.44	.37	.33	.43	.37	.33	.31
10.0	.43	.35	.30	.42	.35	.30	.41	.35	.30	.40	.34	.30	.40	.34	.30	.28

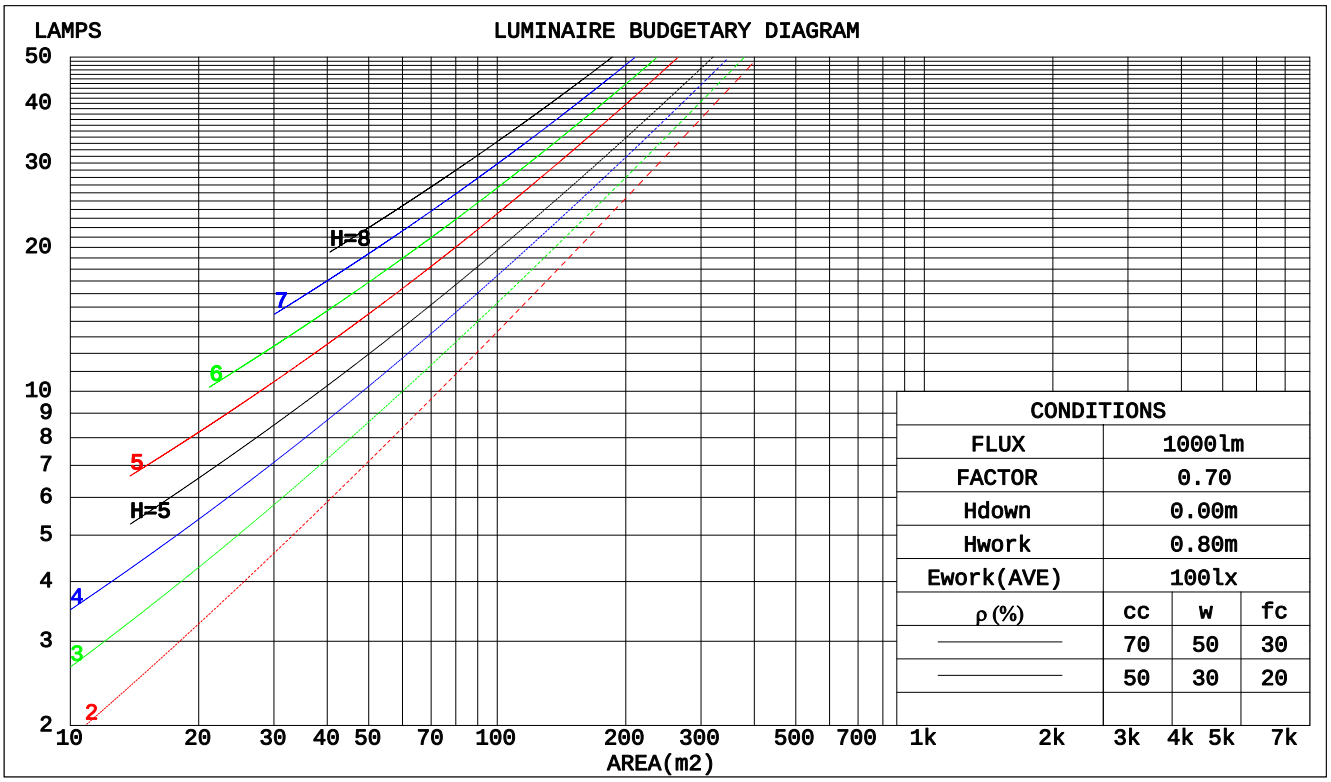

C Range: 0 - 360DEG
C Interval: 30.0DEG
Test Speed: HIGH
Temperature:25.3DEG
Operators:
Test Date:21 September 2026

γ Range: 0 - 180DEG
γ Interval: 1.0DEG
Test System:EVERFINE GO-2000A_V1 SYSTEM V2.0.295
Humidity:65.0%
Test Distance:14.200m [K=1.0000]
Remarks:

WEC AND CCEC

Test:U:120.7V I:0.1720A P:20.61W PF:0.9931 Lamp Flux:2298.24x1 lm		
NAME:	TYPE:	WEIGHT:
SPEC.:	DIM.:	SERIAL No.:
MFR.:	SUR.:	Shielding Angle:

ρcc	80%			70%			50%			30%			10%			0
ρw	50%	30%	10%	50%	30%	10%	50%	30%	10%	50%	30%	10%	50%	30%	10%	0
ρfc	20%			20%			20%			20%			20%			0
RCR	RCR:Room Cavity Ratio						Wall Exitance Coeffcients(WEC)									
0.0																
1.0	.264	.150	.048	.257	.147	.047	.244	.140	.045	.232	.134	.043	.221	.128	.041	
2.0	.257	.141	.043	.251	.138	.043	.239	.133	.041	.229	.128	.040	.219	.124	.039	
3.0	.243	.129	.039	.238	.127	.038	.228	.123	.037	.218	.120	.037	.210	.116	.036	
4.0	.228	.119	.035	.223	.117	.035	.214	.114	.034	.206	.111	.033	.198	.108	.033	
5.0	.214	.109	.032	.209	.108	.031	.201	.105	.031	.194	.102	.030	.187	.100	.030	
6.0	.200	.100	.029	.196	.099	.029	.189	.097	.028	.183	.095	.028	.176	.093	.028	
7.0	.188	.093	.026	.184	.092	.026	.178	.090	.026	.172	.088	.026	.167	.087	.025	
8.0	.176	.086	.024	.173	.085	.024	.168	.084	.024	.162	.082	.024	.157	.081	.024	
9.0	.166	.080	.022	.164	.080	.022	.158	.078	.022	.154	.077	.022	.149	.076	.022	
10.0	.157	.075	.021	.155	.075	.021	.150	.073	.021	.146	.072	.021	.141	.071	.020	

ρcc	80%			70%			50%			30%			10%			0
ρw	50%	30%	10%	50%	30%	10%	50%	30%	10%	50%	30%	10%	50%	30%	10%	0
ρfc	20%			20%			20%			20%			20%			0
RCR	RCR:Room Cavity Ratio						Ceiling Cavity Exitance Coefficients(CCEC)									
0.0	.192	.192	.192	.164	.164	.164	.112	.112	.112	.064	.064	.064	.021	.021	.021	
1.0	.178	.158	.139	.153	.135	.120	.104	.093	.083	.060	.054	.048	.019	.017	.016	
2.0	.169	.133	.103	.144	.115	.089	.099	.079	.062	.057	.046	.037	.018	.015	.012	
3.0	.160	.115	.079	.138	.099	.069	.094	.069	.048	.055	.040	.028	.018	.013	.009	
4.0	.153	.102	.063	.131	.088	.054	.090	.061	.038	.052	.036	.023	.017	.012	.007	
5.0	.146	.091	.051	.125	.079	.044	.086	.055	.031	.050	.032	.019	.016	.011	.006	
6.0	.139	.083	.042	.119	.072	.037	.082	.050	.026	.048	.029	.015	.015	.010	.005	
7.0	.132	.076	.036	.114	.066	.031	.079	.046	.022	.046	.027	.013	.015	.009	.004	
8.0	.126	.070	.031	.109	.061	.027	.075	.043	.019	.044	.025	.011	.014	.008	.004	
9.0	.121	.065	.027	.104	.056	.024	.072	.040	.017	.042	.023	.010	.014	.008	.003	
10.0	.115	.061	.024	.099	.053	.021	.069	.037	.015	.040	.022	.009	.013	.007	.003	

C Range: 0 - 360DEG
C Interval: 30.0DEG
Test Speed: HIGH
Temperature:25.3DEG
Operators:
Test Date:21 September 2026

γ Range: 0 - 180DEG
γ Interval: 1.0DEG
Test System:EVERFINE GO-2000A_V1 SYSTEM V2.0.295
Humidity:65.0%
Test Distance:14.200m [K=1.0000]
Remarks:

UGR(Unified Glare Rating) Table

Test:U:120.7V I:0.1720A P:20.61W PF:0.9931 Lamp Flux:2298.24x1 lm		
NAME:	TYPE:	WEIGHT:
SPEC.:	DIM.:	SERIAL No.:
MFR.:	SUR.:	Shielding Angle:

ceiling/cavity		0.7	0.7	0.5	0.5	0.3	0.7	0.7	0.5	0.5	0.3
walls		0.5	0.3	0.5	0.3	0.3	0.5	0.3	0.5	0.3	0.3
working plane		0.2	0.2	0.2	0.2	0.2	0.2	0.2	0.2	0.2	0.2
Room dimensions		Viewed crosswise					Viewed endwise				
x = 2H	y = 2H	30.4	31.8	30.6	32.0	32.2	30.8	32.3	31.1	32.5	32.7
	3H	30.9	32.2	31.2	32.4	32.7	31.6	32.9	31.9	33.1	33.4
	4H	30.9	32.2	31.2	32.4	32.6	31.7	33.0	32.0	33.2	33.5
	6H	30.9	32.0	31.2	32.3	32.6	31.7	32.9	32.1	33.1	33.4
	8H	30.8	31.9	31.2	32.2	32.5	31.7	32.8	32.0	33.1	33.4
	12H	30.8	31.9	31.1	32.2	32.5	31.7	32.7	32.0	33.0	33.3
4H	2H	30.8	32.0	31.1	32.2	32.5	31.2	32.4	31.5	32.6	32.9
	3H	31.4	32.4	31.7	32.7	33.0	32.0	33.1	32.4	33.4	33.7
	4H	31.4	32.4	31.8	32.7	33.0	32.2	33.1	32.5	33.4	33.8
	6H	31.4	32.3	31.8	32.6	33.0	32.2	33.0	32.6	33.4	33.8
	8H	31.4	32.2	31.8	32.5	32.9	32.2	33.0	32.6	33.3	33.7
	12H	31.4	32.1	31.8	32.5	32.9	32.2	32.9	32.6	33.3	33.7
8H	4H	31.4	32.2	31.8	32.6	33.0	32.1	32.9	32.5	33.3	33.7
	6H	31.4	32.1	31.9	32.5	32.9	32.2	32.8	32.6	33.2	33.7
	8H	31.4	32.0	31.9	32.4	32.9	32.2	32.8	32.7	33.2	33.6
	12H	31.4	31.9	31.9	32.3	32.8	32.2	32.7	32.7	33.1	33.6
12H	4H	31.4	32.1	31.8	32.5	32.9	32.1	32.8	32.5	33.2	33.6
	6H	31.4	32.0	31.9	32.4	32.9	32.2	32.7	32.6	33.1	33.6
	8H	31.4	31.9	31.9	32.4	32.8	32.2	32.7	32.7	33.1	33.6

Variations with the observer position at spacings:		
S = 1.0H	+ 0.5 / - 0.6	+ 0.4 / - 0.4
1.5H	+ 0.3 / - 0.6	+ 0.3 / - 0.4
2.0H	+ 0.8 / - 0.8	+ 0.7 / - 0.8

CIE Pub.117 Corrected 2298 lm Total Lamp Luminous Flux.(8log(F/F0) = 2.9)

C Range: 0 - 360DEG
C Interval: 30.0DEG
Test Speed: HIGH
Temperature:25.3DEG
Operators:
Test Date:21 September 2026

γ Range: 0 - 180DEG
γ Interval: 1.0DEG
Test System:EVERFINE GO-2000A_V1 SYSTEM V2.0.295
Humidity:65.0%
Test Distance:14.200m [K=1.0000]
Remarks:

UTILIZATION FACTORS TABLE

Test:U:120.7V I:0.1720A P:20.61W PF:0.9931 Lamp Flux:2298.24x1 lm		
NAME:	TYPE:	WEIGHT:
SPEC.:	DIM.:	SERIAL No.:
MFR.:	SUR.:	Shielding Angle:

REFLECTANCE										
Ceiling	0.8	0.8	0.8	0.7	0.7	0.7	0.5	0.5	0.5	0
Walls	0.7	0.5	0.3	0.7	0.5	0.3	0.7	0.5	0.3	0
Working plane	0.2	0.2	0.2	0.2	0.2	0.2	0.2	0.2	0.2	0
ROOM INDEX	UTILIZATION FACTORS(PERCENT) k(RI) x RCR = 5									
k = 0.60	61	51	44	61	50	44	60	50	44	38
0.80	72	61	54	71	61	54	69	60	54	47
1.00	80	70	64	79	70	64	77	71	63	56
1.25	87	78	72	86	77	71	83	76	70	64
1.50	92	83	77	91	83	77	88	81	76	69
2.00	98	91	85	97	90	85	93	88	83	76
2.50	102	95	90	100	94	89	96	91	87	79
3.00	105	99	94	103	97	93	99	95	91	83
4.00	108	103	100	106	102	98	102	98	95	87
5.00	110	106	103	108	104	101	104	101	98	89
ROOM INDEX	UF(total)									Direct
According to DIN EN 13032-2 2004				Suspended					SHRNOM = 1.25	

C Range: 0 - 360DEG
C Interval: 30.0DEG
Test Speed: HIGH
Temperature:25.3DEG
Operators:
Test Date:21 September 2026

γ Range: 0 - 180DEG
γ Interval: 1.0DEG
Test System:EVERFINE GO-2000A_V1 SYSTEM V2.0.295
Humidity:65.0%
Test Distance:14.200m [K=1.0000]
Remarks:

ISOCANDELA DIAGRAM

Test:U:120.7V I:0.1720A P:20.61W PF:0.9931 Lamp Flux:2298.24x1 lm		
NAME:	TYPE:	WEIGHT:
SPEC.:	DIM.:	SERIAL No.:
MFR.:	SUR.:	Shielding Angle:

Conical surface Flux(90deg):
1427.3 lm
%lum = 62.1%
%lamp = 62.1%

Conical surface Flux(120deg):
2003.7 lm
%lum = 87.2%
%lamp = 87.2%

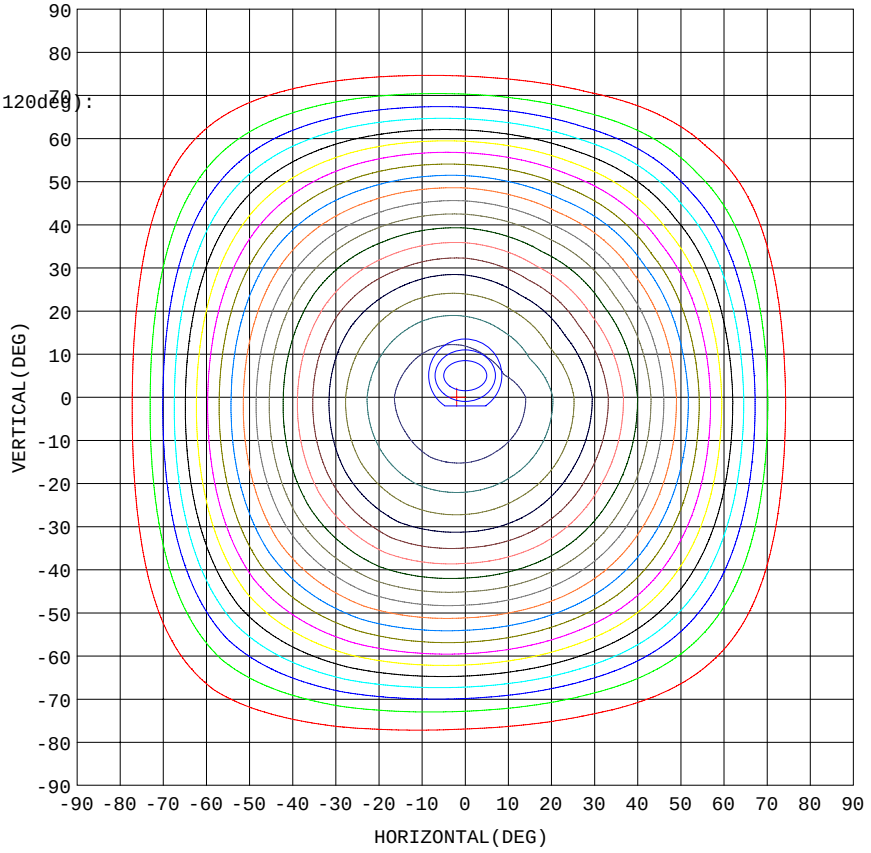

5% 49.49
10% 98.99
15% 148.5
20% 198.0
25% 247.5
30% 297.0
35% 346.5
40% 395.9
45% 445.4
50% 494.9
55% 544.4
60% 593.9
65% 643.4
70% 692.9
75% 742.4
80% 791.9
85% 841.4
90% 890.9
95% 940.4

1. AVG=968.0,MIN=953.5
2. AVG=966.4,MIN=941.5
3. AVG=963.2,MIN=927.7

Imax:989.9(H-2.0,V0.0)
(At:C=180.0,Gamma=2.0)
UNIT: cd

C Range: 0 - 360DEG
C Interval: 30.0DEG
Test Speed: HIGH
Temperature:25.3DEG
Operators:
Test Date:21 September 2026

γ Range: 0 - 180DEG
γ Interval: 1.0DEG
Test System:EVERFINE GO-2000A_V1 SYSTEM V2.0.295
Humidity:65.0%
Test Distance:14.200m [K=1.0000]
Remarks:

AAI Figure

Test:U:120.7V I:0.1720A P:20.61W PF:0.9931 Lamp Flux:2298.24x1 lm		
NAME:	TYPE:	WEIGHT:
SPEC.:	DIM.:	SERIAL No.:
MFR.:	SUR.:	Shielding Angle:

Flux out:1643 lm

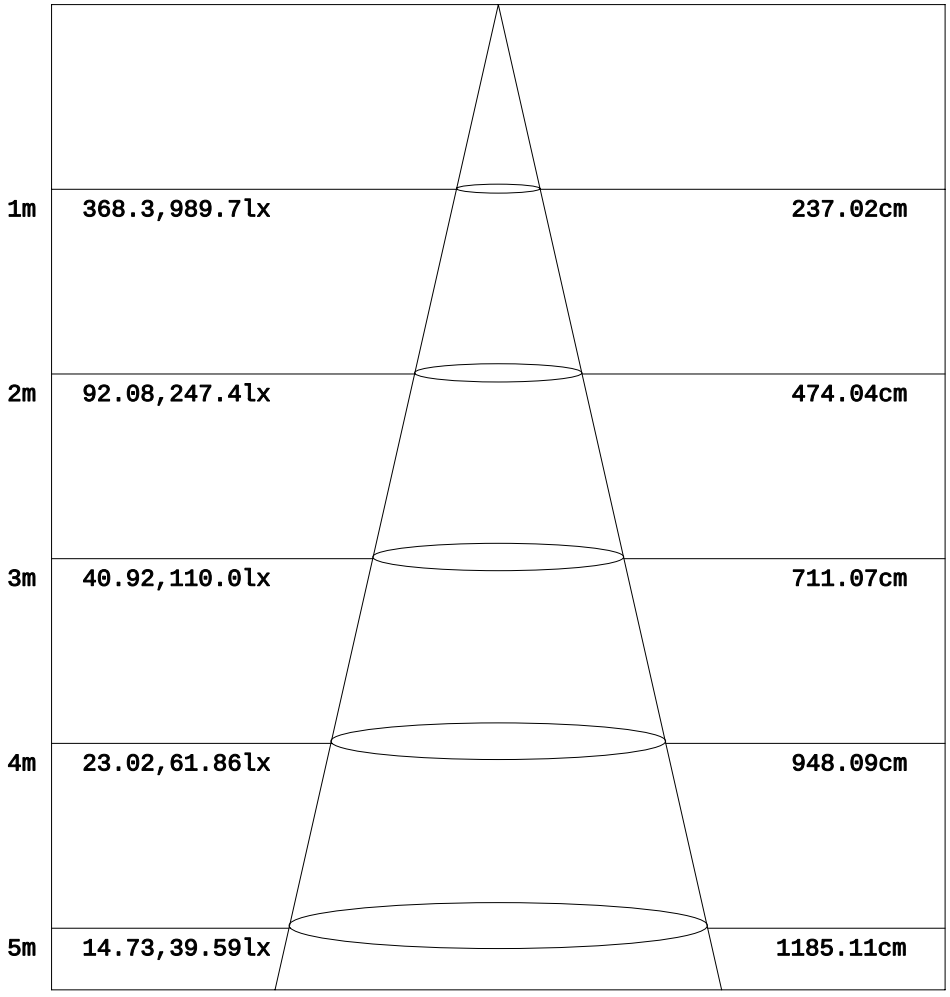

Note:The Curves indicate the illuminated area and the average illumination when the luminaire is at different distance.

C Range: 0 - 360DEG
C Interval: 30.0DEG
Test Speed: HIGH
Temperature:25.3DEG
Operators:
Test Date:21 September 2026

γ Range: 0 - 180DEG
γ Interval: 1.0DEG
Test System:EVERFINE GO-2000A_V1 SYSTEM V2.0.295
Humidity:65.0%
Test Distance:14.200m [K=1.0000]
Remarks:

ISOLUX DIAGRAM

Test:U:120.7V I:0.1720A P:20.61W PF:0.9931 Lamp Flux:2298.24x1 lm		
NAME:	TYPE:	WEIGHT:
SPEC.:	DIM.:	SERIAL No.:
MFR.:	SUR.:	Shielding Angle:

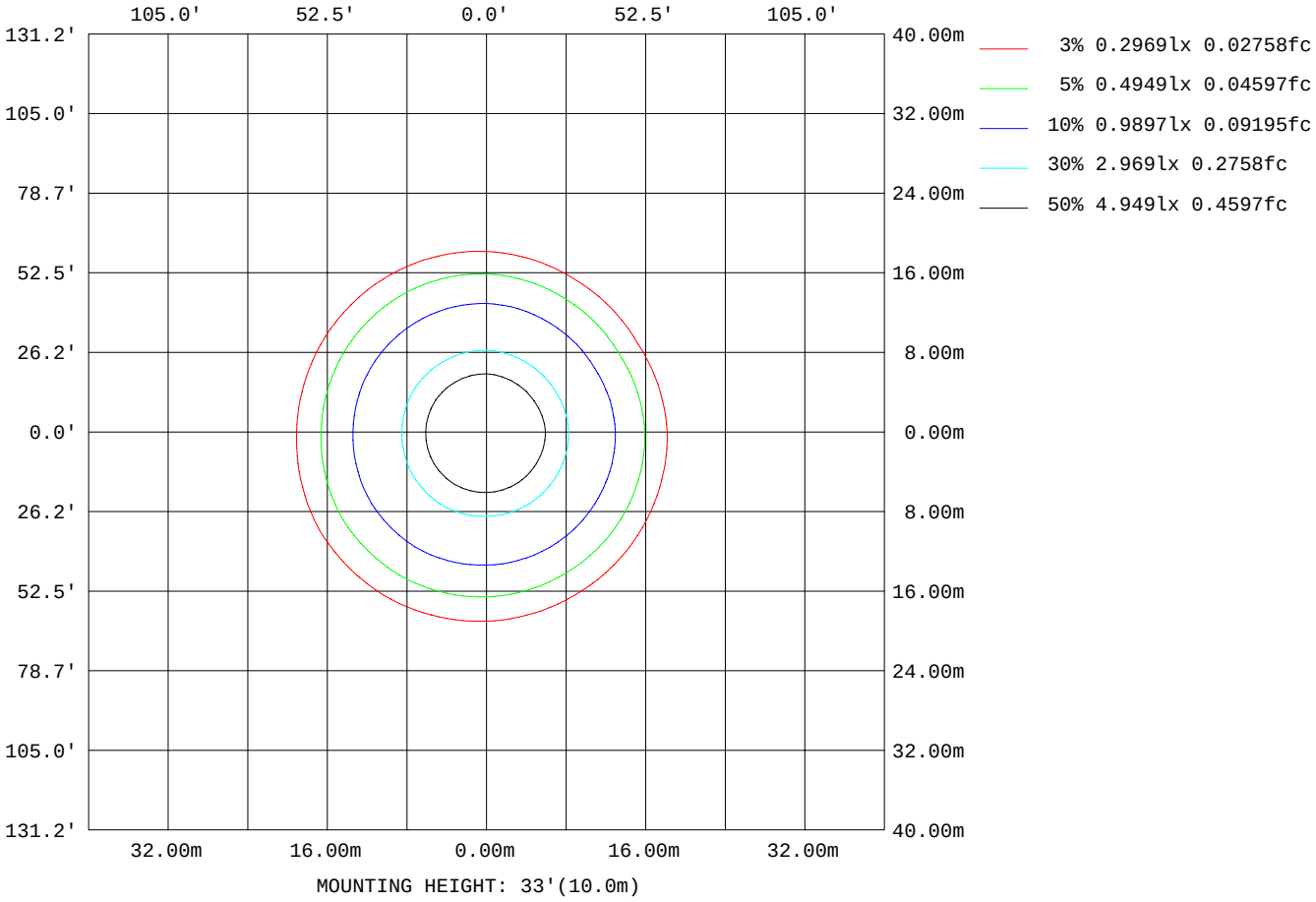

C Range: 0 - 360DEG
C Interval: 30.0DEG
Test Speed: HIGH
Temperature:25.3DEG
Operators:
Test Date:21 September 2026

γ Range: 0 - 180DEG
γ Interval: 1.0DEG
Test System:EVERFINE GO-2000A_V1 SYSTEM V2.0.295
Humidity:65.0%
Test Distance:14.200m [K=1.0000]
Remarks:

LED Avg.L Report

Test:U:120.7V I:0.1720A P:20.61W PF:0.9931 Lamp Flux:2298.24x1 lm		
NAME:	TYPE:	WEIGHT:
SPEC.:	DIM.:	SERIAL No.:
MFR.:	SUR.:	Shielding Angle:

AvgL	cd/m2
L_0~180(65)av	128532
L_0~180(75)av	55896
L_0~180(85)av	24553
L_90~270(65)av	127373
L_90~270(75)av	55151
L_90~270(85)av	23362
L_45(65)av	127019
L_45(75)av	56501
L_45(85)av	23818

Standard: GB/T 29293-2012

C Range: 0 - 360DEG
C Interval: 30.0DEG
Test Speed: HIGH
Temperature:25.3DEG
Operators:
Test Date:21 September 2026

γ Range: 0 - 180DEG
γ Interval: 1.0DEG
Test System:EVERFINE GO-2000A_V1 SYSTEM V2.0.295
Humidity:65.0%
Test Distance:14.200m [K=1.0000]
Remarks:

Planar Illuminance Curve

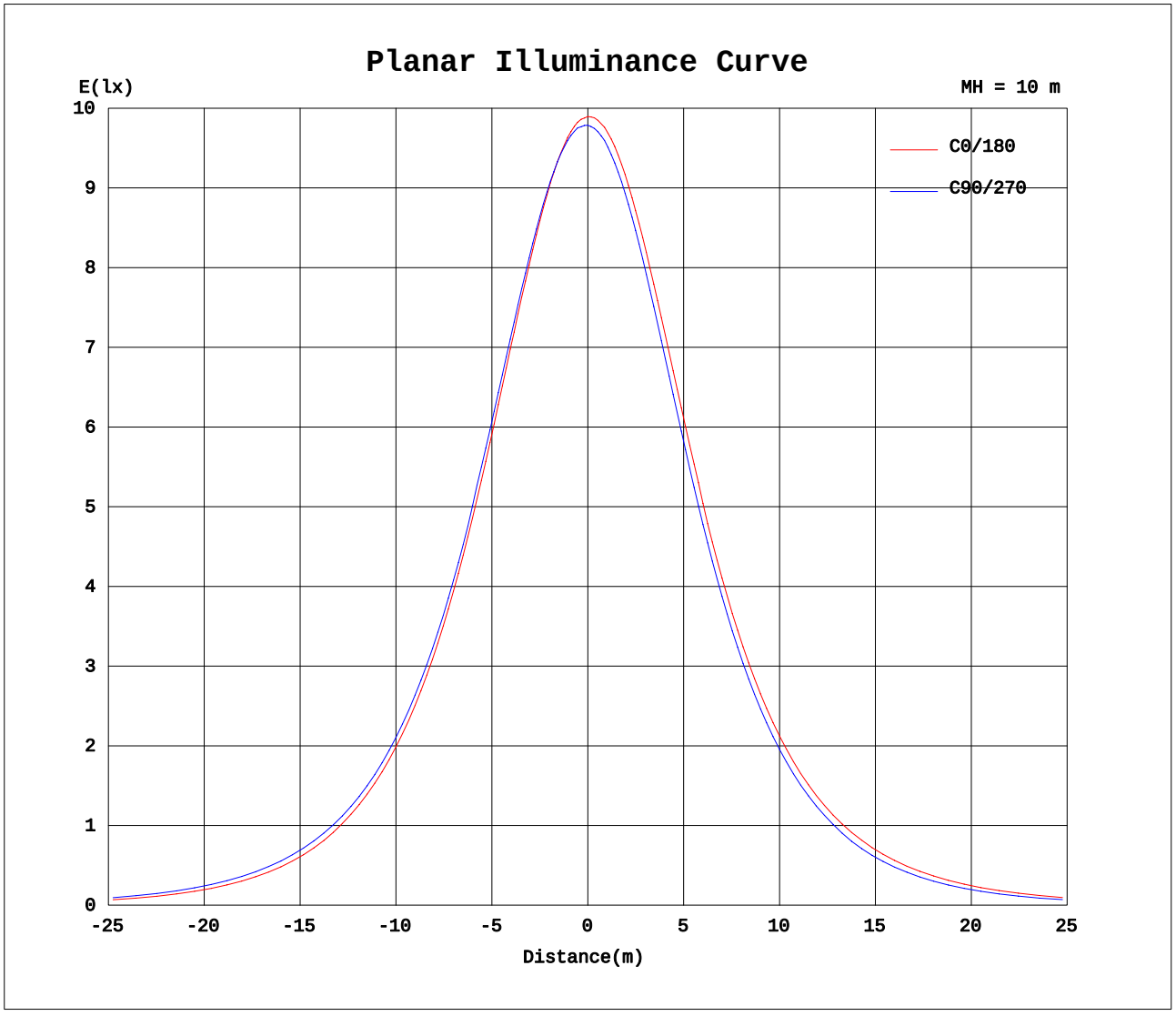

C Range: 0 - 360DEG
C Interval: 30.0DEG
Test Speed: HIGH
Temperature:25.3DEG
Operators:
Test Date:21 September 2026

γ Range: 0 - 180DEG
γ Interval: 1.0DEG
Test System:EVERFINE GO-2000A_V1 SYSTEM V2.0.295
Humidity:65.0%
Test Distance:14.200m [K=1.0000]
Remarks:

LUMINOUS DISTRIBUTION INTENSITY DATA

Test:U:120.7V I:0.1720A P:20.61W PF:0.9931 Lamp Flux:2298.24x1 lm		
NAME:	TYPE:	WEIGHT:
SPEC.:	DIM.:	SERIAL No.:
MFR.:	SUR.:	Shielding Angle:

Table--1 UNIT: cd

γ (DEG) \ C(DEG)	0	30	60	90	120	150	180	210	240	270	300	330
0	990	985	983	979	976	976	990	985	983	979	976	976
5	982	979	978	977	977	977	987	980	975	971	965	964
10	963	963	963	964	967	967	973	965	958	950	943	943
15	934	936	937	942	946	946	949	939	931	921	911	909
20	894	897	902	908	914	915	914	903	893	880	869	866
25	844	849	855	864	873	874	870	857	845	830	818	815
30	785	785	799	812	821	824	816	802	782	771	750	753
35	717	719	734	742	761	757	747	738	717	705	682	685
40	642	647	661	672	693	690	676	667	645	632	608	609
45	562	568	584	596	617	616	601	590	569	553	529	529
50	476	483	500	515	538	537	519	508	486	469	444	443
55	382	394	409	429	452	453	433	419	399	377	354	349
60	287	299	314	337	358	364	341	326	307	284	260	254
65	189	202	217	241	263	270	245	230	212	190	166	159
70	101	111	124	146	168	174	150	137	121	103	84.4	79.4
75	43.5	48.6	55.7	69.4	84.8	90.0	72.2	64.1	54.5	44.8	35.7	33.6
80	19.1	21.5	24.4	29.4	36.0	38.5	30.6	27.4	23.4	19.0	15.1	14.3
85	4.34	6.18	8.36	12.1	15.8	17.0	12.8	10.7	7.54	4.20	0.85	0.17
90	0.00	0.00	0.00	0.00	1.21	2.40	0.00	0.00	0.00	0.00	0.00	0.00
95	0.00	0.00	0.00	0.00	0.00	0.00	0.00	0.00	0.00	0.00	0.00	0.00
100	0.00	0.00	0.00	0.00	0.00	0.00	0.00	0.00	0.00	0.00	0.00	0.00
105	0.00	0.00	0.00	0.00	0.00	0.00	0.00	0.00	0.00	0.00	0.00	0.00
110	0.00	0.00	0.00	0.00	0.00	0.00	0.00	0.00	0.00	0.00	0.00	0.00
115	0.00	0.00	0.00	0.00	0.00	0.00	0.00	0.00	0.00	0.00	0.00	0.00
120	0.00	0.00	0.00	0.00	0.00	0.00	0.00	0.00	0.00	0.00	0.00	0.00
125	0.00	0.00	0.00	0.00	0.00	0.00	0.00	0.00	0.00	0.00	0.00	0.00
130	0.09	0.00	0.00	0.00	0.00	0.00	0.00	0.00	0.00	0.05	0.11	0.00
135	0.65	0.43	0.21	0.13	0.03	0.13	0.17	0.27	0.46	0.58	0.62	0.52
140	1.16	0.95	0.76	0.67	0.56	0.67	0.71	0.79	0.98	1.10	1.13	1.00
145	1.66	1.45	1.28	1.18	1.07	1.17	1.18	1.27	1.46	1.59	1.59	1.46
150	2.09	1.87	1.74	1.69	1.56	1.65	1.67	1.75	1.93	2.01	2.01	1.87
155	2.46	2.26	2.18	2.13	2.01	2.08	2.14	2.18	2.28	2.38	2.40	2.25
160	2.77	2.62	2.52	2.49	2.39	2.45	2.52	2.56	2.64	2.74	2.73	2.60
165	3.05	2.92	2.86	2.81	2.74	2.79	2.88	2.92	2.96	3.04	3.03	2.90
170	3.27	3.20	3.15	3.08	3.02	3.09	3.19	3.20	3.24	3.28	3.27	3.17
175	3.44	3.40	3.39	3.31	3.29	3.32	3.40	3.43	3.43	3.43	3.47	3.37
180	3.55	3.55	3.51	3.49	3.49	3.51	3.57	3.55	3.53	3.49	3.49	3.49

C Range: 0 - 360DEG
C Interval: 30.0DEG
Test Speed: HIGH
Temperature:25.3DEG
Operators:
Test Date:21 September 2026

γ Range: 0 - 180DEG
γ Interval: 1.0DEG
Test System:EVERFINE GO-2000A_V1 SYSTEM V2.0.295
Humidity:65.0%
Test Distance:14.200m [K=1.0000]
Remarks: