LUMINAIRE PHOTOMETRIC TEST REPORT

Test:U:120.6V I:0.1679A P:20.11W PF:0.9929 Lamp Flux:2425.38x1 lm		
NAME:	TYPE:	WEIGHT:
SPEC.:	DIM.:	SERIAL No.:
MFR.:	SUR.:	Shielding Angle:

DATA OF LAMP		PHOTOMETRIC DATA Eff: 120.61 lm/W			
MODEL	PT-CDL-SMD-22-DD-5C3P-4-22w-3000k	Imax(cd)	1036	S/MH(C0/180)	1.23
NOMINAL POWER(W)	22	LOR(%)	100.0	S/MH(C90/270)	1.18
RATED VOLTAGE(V)	120	TOTAL FLUX(lm)	2425.4	η UP,DN(C0-180)	0.1,51.6
NOMINAL FLUX(lm)	2425.38	CIE CLASS	DIRECT	η UP,DN(C180-360)	0.1,48.3
LAMPS INSIDE	1	η up(%)	0.2	CIBSE SHR NOM	1.25
TEST VOLTAGE(V)	120	η down(%)	99.8	CIBSE SHR MAX	1.35

LUMINOUS INTENSITY DISTRIBUTION DIAGRAM

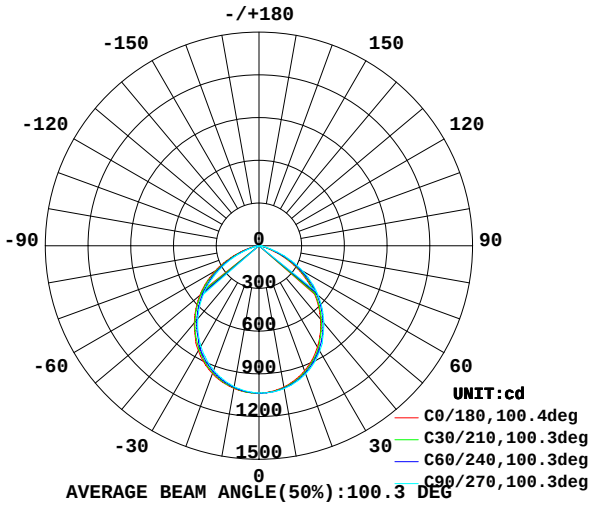

AVERAGE BEAM ANGLE(50%):100.3 DEG

C0 PLANE ISOLUX DIAGRAM (UNIT:lx)

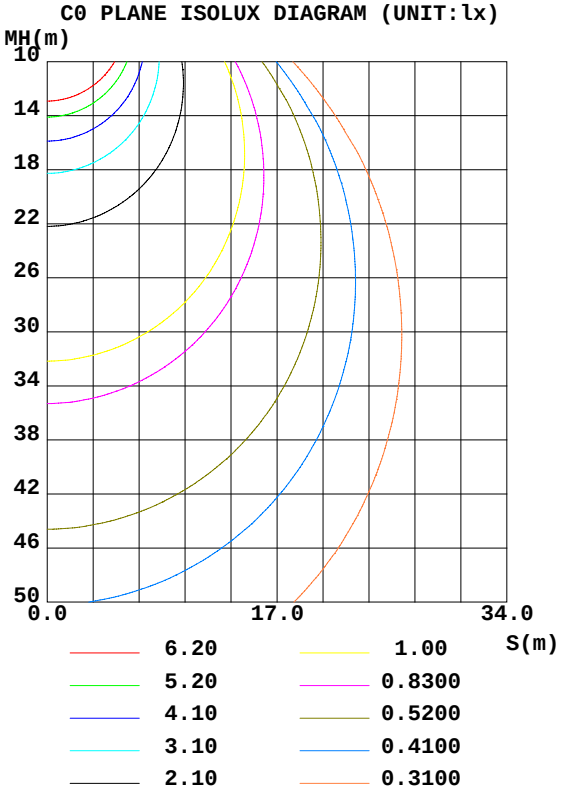

C Range: 0 - 360DEG
C Interval: 30.0DEG
Test Speed: HIGH
Temperature:25.3DEG
Operators:
Test Date:21 September 2026

γ Range: 0 - 180DEG
γ Interval: 1.0DEG
Test System:EVERFINE GO-2000A_V1 SYSTEM V2.0.295
Humidity:65.0%
Test Distance:14.200m [K=1.0000]
Remarks:

ZONAL FLUX DIAGRAM

ZONAL FLUX DIAGRAM:

γ	C0	C45	C90	C135	C180	C225	C270	C315	γ	Φ zone	Φ total	%lum,lamp
10	1008	1014	1018	1024	1017	1011	1004	996.0	0- 10	97.64	97.64	4.03,4.03
20	935.4	946.8	958.0	970.8	954.8	944.2	930.5	915.8	10- 20	277.2	374.9	15.5,15.5
30	821.3	838.0	854.3	874.6	851.6	835.5	816.6	794.1	20- 30	412.0	786.9	32.4,32.4
40	672.8	690.1	708.1	737.2	706.5	689.8	668.6	639.3	30- 40	478.2	1265	52.2,52.2
50	499.4	519.5	542.4	575.6	541.9	522.2	497.6	463.8	40- 50	467.8	1733	71.4,71.4
60	300.4	324.7	354.0	389.3	355.3	331.3	301.8	265.8	50- 60	380.3	2113	87.1,87.1
70	106.1	125.7	152.5	188.3	155.9	134.4	109.8	82.43	60- 70	225.1	2338	96.4,96.4
80	20.36	24.82	30.92	42.26	32.04	26.65	20.59	14.80	70- 80	71.57	2410	99.4,99.4
90	0	0	0	3.152	0	0	0	0	80- 90	11.55	2421	99.8,99.8
100	0	0	0	0	0	0	0	0	90-100	0.0392	2421	99.8,99.8
110	0	0	0	0	0	0	0	0	100-110	0	2421	99.8,99.8
120	0	0	0	0	0	0	0	0	110-120	0	2421	99.8,99.8
130	0.3205	0.0608	0	0	0	0.0940	0.3211	0.3808	120-130	0.0171	2421	99.8,99.8
140	1.432	1.138	0.9782	0.8904	0.9244	1.205	1.444	1.446	130-140	0.4745	2422	99.9,99.9
150	2.395	2.149	2.037	1.955	1.956	2.182	2.409	2.349	140-150	1.047	2423	99.9,99.9
160	3.145	2.952	2.879	2.838	2.838	2.992	3.159	3.099	150-160	1.188	2424	99.9,99.9
170	3.654	3.574	3.521	3.494	3.521	3.641	3.721	3.688	160-170	0.9279	2425	100,100
180	3.936	3.969	3.936	3.976	3.936	3.976	3.936	3.976	170-180	0.3581	2425	100,100
DEG	LUMINOUS INTENSITY:cd									UNIT:lm		

C Range: 0 - 360DEG
C Interval: 30.0DEG
Test Speed: HIGH
Temperature:25.3DEG
Operators:
Test Date:21 September 2026

γ Range: 0 - 180DEG
γ Interval: 1.0DEG
Test System:EVERFINE GO-2000A_V1 SYSTEM V2.0.295
Humidity:65.0%
Test Distance:14.200m [K=1.0000]
Remarks:

CU AND LUMINAIRE BUDGETARY ESTIMATE DIAGRAM

Test:U:120.6V I:0.1679A P:20.11W PF:0.9929 Lamp Flux:2425.38x1 lm		
NAME:	TYPE:	WEIGHT:
SPEC.:	DIM.:	SERIAL No.:
MFR.:	SUR.:	Shielding Angle:

ρcc	80%			70%			50%			30%			10%			0
ρw	50%	30%	10%	50%	30%	10%	50%	30%	10%	50%	30%	10%	50%	30%	10%	0
ρfc	20%			20%			20%			20%			20%			0
RCR	RCR:Room Cavity Ratio			Coefficients of Utilization(CU)												
0.0	1.19	1.19	1.19	1.16	1.16	1.16	1.11	1.11	1.11	1.06	1.06	1.06	1.02	1.02	1.02	.00
1.0	1.06	1.03	.99	1.04	1.01	.98	.00	.97	.94	.96	.94	.92	.92	.91	.89	.87
2.0	.94	.88	.83	.92	.87	.82	.89	.84	.80	.85	.82	.78	.82	.79	.76	.74
3.0	.83	.76	.70	.82	.75	.70	.79	.73	.68	.76	.71	.67	.74	.70	.66	.64
4.0	.75	.66	.60	.73	.66	.60	.71	.64	.59	.69	.63	.58	.66	.62	.57	.55
5.0	.67	.59	.52	.66	.58	.52	.64	.57	.52	.62	.56	.51	.60	.55	.50	.48
6.0	.61	.52	.46	.60	.52	.46	.58	.51	.46	.56	.50	.45	.55	.49	.45	.43
7.0	.55	.47	.41	.54	.46	.41	.53	.46	.41	.51	.45	.40	.50	.44	.40	.38
8.0	.50	.42	.37	.50	.42	.37	.48	.41	.36	.47	.41	.36	.46	.40	.36	.34
9.0	.46	.39	.33	.46	.38	.33	.45	.38	.33	.44	.37	.33	.43	.37	.33	.31
10.0	.43	.35	.30	.42	.35	.30	.41	.35	.30	.40	.34	.30	.40	.34	.30	.28

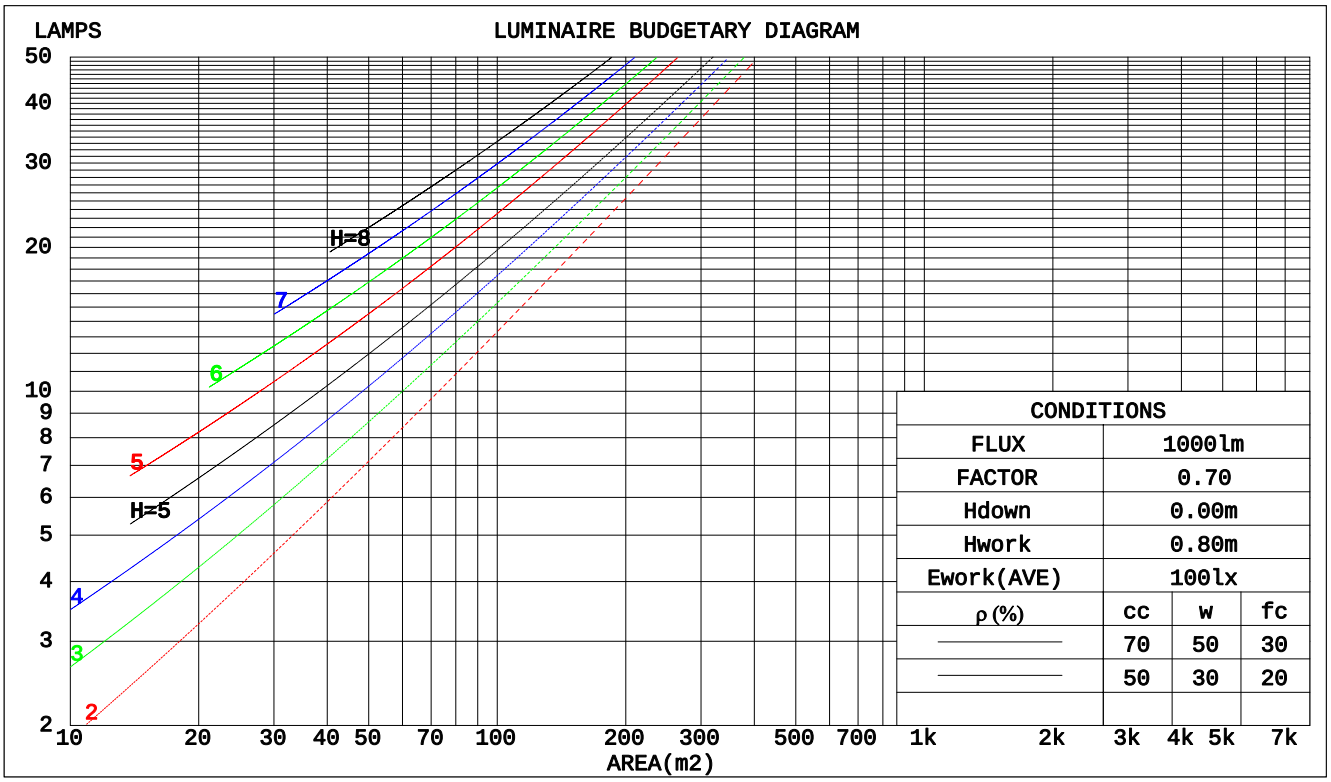

C Range: 0 - 360DEG
C Interval: 30.0DEG
Test Speed: HIGH
Temperature:25.3DEG
Operators:
Test Date:21 September 2026

γ Range: 0 - 180DEG
γ Interval: 1.0DEG
Test System:EVERFINE GO-2000A_V1 SYSTEM V2.0.295
Humidity:65.0%
Test Distance:14.200m [K=1.0000]
Remarks:

WEC AND CCEC

Test:U:120.6V I:0.1679A P:20.11W PF:0.9929 Lamp Flux:2425.38x1 lm		
NAME:	TYPE:	WEIGHT:
SPEC.:	DIM.:	SERIAL No.:
MFR.:	SUR.:	Shielding Angle:

ρcc	80%			70%			50%			30%			10%			0
ρw	50%	30%	10%	50%	30%	10%	50%	30%	10%	50%	30%	10%	50%	30%	10%	0
ρfc	20%			20%			20%			20%			20%			0
RCR	RCR:Room Cavity Ratio						Wall Exitance Coeffcients(WEC)									
0.0																
1.0	.265	.150	.048	.258	.147	.047	.244	.140	.045	.232	.134	.043	.221	.128	.041	
2.0	.257	.141	.043	.251	.138	.043	.240	.133	.041	.229	.128	.040	.219	.124	.039	
3.0	.243	.129	.039	.238	.127	.038	.228	.123	.038	.218	.120	.037	.210	.116	.036	
4.0	.228	.119	.035	.224	.117	.035	.215	.114	.034	.206	.111	.033	.199	.108	.033	
5.0	.214	.109	.032	.210	.108	.031	.202	.105	.031	.194	.102	.030	.187	.100	.030	
6.0	.200	.100	.029	.196	.099	.029	.189	.097	.028	.183	.095	.028	.177	.093	.028	
7.0	.188	.093	.026	.184	.092	.026	.178	.090	.026	.172	.088	.026	.167	.087	.025	
8.0	.176	.086	.024	.173	.085	.024	.168	.084	.024	.162	.082	.024	.157	.081	.024	
9.0	.166	.080	.022	.164	.080	.022	.158	.078	.022	.154	.077	.022	.149	.076	.022	
10.0	.157	.075	.021	.155	.075	.021	.150	.073	.021	.146	.072	.021	.141	.071	.020	

ρcc	80%			70%			50%			30%			10%			0
ρw	50%	30%	10%	50%	30%	10%	50%	30%	10%	50%	30%	10%	50%	30%	10%	0
ρfc	20%			20%			20%			20%			20%			0
RCR	RCR:Room Cavity Ratio						Ceiling Cavity Exitance Coefficients(CCEC)									
0.0	.192	.192	.192	.164	.164	.164	.112	.112	.112	.064	.064	.064	.021	.021	.021	
1.0	.178	.158	.139	.153	.135	.120	.104	.093	.083	.060	.054	.048	.019	.017	.016	
2.0	.169	.133	.103	.145	.115	.089	.099	.079	.062	.057	.046	.037	.018	.015	.012	
3.0	.161	.115	.079	.138	.100	.069	.095	.069	.048	.055	.040	.028	.018	.013	.009	
4.0	.153	.102	.063	.131	.088	.054	.090	.061	.038	.052	.036	.023	.017	.012	.007	
5.0	.146	.091	.051	.125	.079	.044	.086	.055	.031	.050	.032	.019	.016	.011	.006	
6.0	.139	.083	.042	.119	.072	.037	.082	.050	.026	.048	.030	.016	.015	.010	.005	
7.0	.133	.076	.036	.114	.066	.031	.079	.046	.022	.046	.027	.013	.015	.009	.004	
8.0	.126	.070	.031	.109	.061	.027	.075	.043	.019	.044	.025	.011	.014	.008	.004	
9.0	.121	.065	.027	.104	.056	.024	.072	.040	.017	.042	.023	.010	.014	.008	.003	
10.0	.115	.061	.024	.099	.053	.021	.069	.037	.015	.040	.022	.009	.013	.007	.003	

C Range: 0 - 360DEG
C Interval: 30.0DEG
Test Speed: HIGH
Temperature:25.3DEG
Operators:
Test Date:21 September 2026

γ Range: 0 - 180DEG
γ Interval: 1.0DEG
Test System:EVERFINE GO-2000A_V1 SYSTEM V2.0.295
Humidity:65.0%
Test Distance:14.200m [K=1.0000]
Remarks:

UGR(Unified Glare Rating) Table

Test:U:120.6V I:0.1679A P:20.11W PF:0.9929 Lamp Flux:2425.38x1 lm		
NAME:	TYPE:	WEIGHT:
SPEC.:	DIM.:	SERIAL No.:
MFR.:	SUR.:	Shielding Angle:

ceiling/cavity		0.7	0.7	0.5	0.5	0.3	0.7	0.7	0.5	0.5	0.3
walls		0.5	0.3	0.5	0.3	0.3	0.5	0.3	0.5	0.3	0.3
working plane		0.2	0.2	0.2	0.2	0.2	0.2	0.2	0.2	0.2	0.2
Room dimensions		Viewed crosswise					Viewed endwise				
x = 2H	y = 2H	30.5	31.9	30.8	32.1	32.3	31.0	32.5	31.3	32.7	32.9
	3H	31.1	32.4	31.4	32.6	32.8	31.8	33.1	32.1	33.3	33.6
	4H	31.1	32.3	31.4	32.6	32.8	31.9	33.2	32.2	33.4	33.7
	6H	31.0	32.2	31.4	32.5	32.7	31.9	33.1	32.2	33.3	33.6
	8H	31.0	32.1	31.3	32.4	32.7	31.9	33.0	32.2	33.3	33.6
	12H	31.0	32.0	31.3	32.3	32.6	31.9	32.9	32.2	33.2	33.5
4H	2H	30.9	32.2	31.2	32.4	32.7	31.4	32.6	31.7	32.8	33.1
	3H	31.5	32.6	31.9	32.9	33.2	32.2	33.3	32.6	33.6	33.9
	4H	31.6	32.6	32.0	32.9	33.2	32.4	33.3	32.7	33.6	34.0
	6H	31.6	32.4	32.0	32.8	33.2	32.4	33.2	32.8	33.6	34.0
	8H	31.6	32.4	32.0	32.7	33.1	32.4	33.2	32.8	33.5	33.9
	12H	31.5	32.3	32.0	32.6	33.1	32.4	33.1	32.8	33.5	33.9
8H	4H	31.6	32.4	32.0	32.8	33.1	32.3	33.1	32.7	33.5	33.9
	6H	31.6	32.3	32.1	32.7	33.1	32.4	33.0	32.8	33.4	33.9
	8H	31.6	32.2	32.1	32.6	33.1	32.4	33.0	32.9	33.4	33.8
	12H	31.6	32.1	32.1	32.5	33.0	32.4	32.9	32.9	33.3	33.8
12H	4H	31.6	32.3	32.0	32.7	33.1	32.3	33.0	32.7	33.4	33.8
	6H	31.6	32.2	32.1	32.6	33.0	32.4	32.9	32.8	33.3	33.8
	8H	31.6	32.1	32.1	32.5	33.0	32.4	32.9	32.9	33.3	33.8

Variations with the observer position at spacings:		
S = 1.0H	+ 0.4 / - 0.6	+ 0.4 / - 0.4
1.5H	+ 0.3 / - 0.6	+ 0.3 / - 0.4
2.0H	+ 0.7 / - 0.8	+ 0.7 / - 0.8

CIE Pub.117 Corrected 2425 lm Total Lamp Luminous Flux.(8log(F/F0) = 3.1)

C Range: 0 - 360DEG
C Interval: 30.0DEG
Test Speed: HIGH
Temperature:25.3DEG
Operators:
Test Date:21 September 2026

γ Range: 0 - 180DEG
γ Interval: 1.0DEG
Test System:EVERFINE GO-2000A_V1 SYSTEM V2.0.295
Humidity:65.0%
Test Distance:14.200m [K=1.0000]
Remarks:

UTILIZATION FACTORS TABLE

Test:U:120.6V I:0.1679A P:20.11W PF:0.9929 Lamp Flux:2425.38x1 lm		
NAME:	TYPE:	WEIGHT:
SPEC.:	DIM.:	SERIAL No.:
MFR.:	SUR.:	Shielding Angle:

REFLECTANCE										
Ceiling	0.8	0.8	0.8	0.7	0.7	0.7	0.5	0.5	0.5	0
Walls	0.7	0.5	0.3	0.7	0.5	0.3	0.7	0.5	0.3	0
Working plane	0.2	0.2	0.2	0.2	0.2	0.2	0.2	0.2	0.2	0
ROOM INDEX	UTILIZATION FACTORS(PERCENT) k(RI) x RCR = 5									
k = 0.60	61	51	44	61	50	44	60	50	44	38
0.80	72	61	54	71	61	54	69	60	54	47
1.00	80	70	64	79	70	63	77	71	63	56
1.25	87	78	72	86	77	71	83	76	70	64
1.50	92	83	77	91	83	77	88	81	76	69
2.00	98	91	85	97	90	85	93	88	83	76
2.50	102	95	90	100	94	89	96	91	87	79
3.00	105	99	94	103	97	93	99	95	91	83
4.00	108	103	99	106	102	98	102	98	95	87
5.00	110	106	103	108	104	101	104	101	98	89
ROOM INDEX	UF(total)									Direct
According to DIN EN 13032-2 2004				Suspended					SHRNOM = 1.25	

C Range: 0 - 360DEG
C Interval: 30.0DEG
Test Speed: HIGH
Temperature:25.3DEG
Operators:
Test Date:21 September 2026

γ Range: 0 - 180DEG
γ Interval: 1.0DEG
Test System:EVERFINE GO-2000A_V1 SYSTEM V2.0.295
Humidity:65.0%
Test Distance:14.200m [K=1.0000]
Remarks:

ISOCANDELA DIAGRAM

Test:U:120.6V I:0.1679A P:20.11W PF:0.9929 Lamp Flux:2425.38x1 lm		
NAME:	TYPE:	WEIGHT:
SPEC.:	DIM.:	SERIAL No.:
MFR.:	SUR.:	Shielding Angle:

Conical surface Flux(90deg):
1505.1 lm
%lum = 62.1%
%lamp = 62.1%

Conical surface Flux(120deg):
2113.2 lm
%lum = 87.1%
%lamp = 87.1%

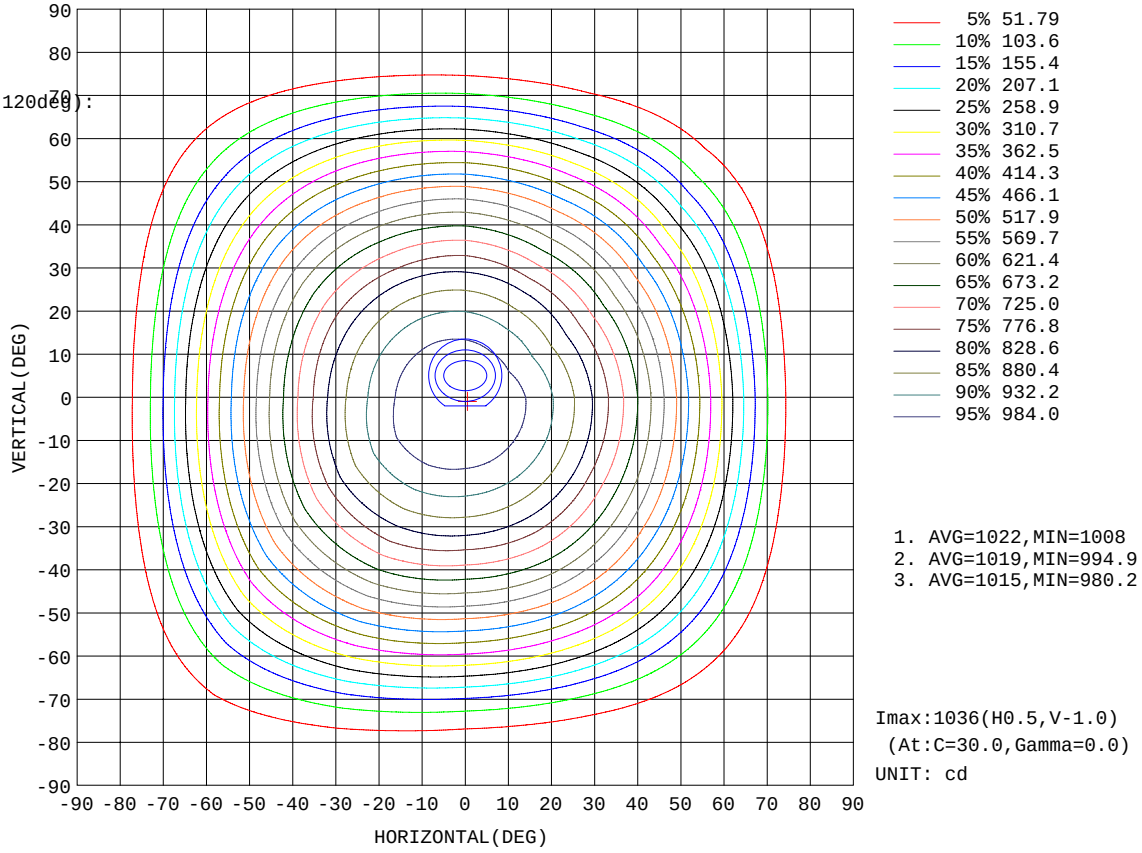

1. AVG=1022,MIN=1008
2. AVG=1019,MIN=994.9
3. AVG=1015,MIN=980.2

Imax:1036(H0.5,V-1.0)
(At:C=30.0,Gamma=0.0)
UNIT: cd

C Range: 0 - 360DEG
C Interval: 30.0DEG
Test Speed: HIGH
Temperature:25.3DEG
Operators:
Test Date:21 September 2026

γ Range: 0 - 180DEG
γ Interval: 1.0DEG
Test System:EVERFINE GO-2000A_V1 SYSTEM V2.0.295
Humidity:65.0%
Test Distance:14.200m [K=1.0000]
Remarks:

AAI Figure

Test:U:120.6V I:0.1679A P:20.11W PF:0.9929 Lamp Flux:2425.38x1 lm		
NAME:	TYPE:	WEIGHT:
SPEC.:	DIM.:	SERIAL No.:
MFR.:	SUR.:	Shielding Angle:

Flux out:1776 lm

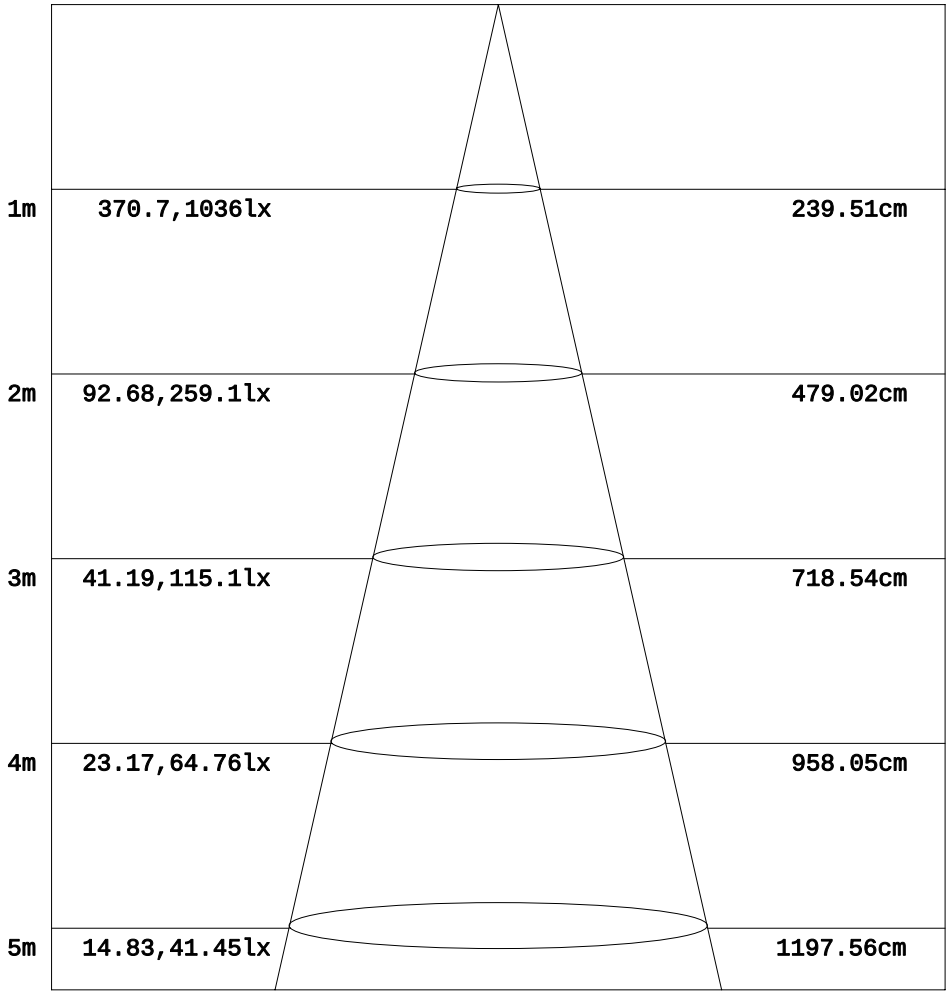

Note:The Curves indicate the illuminated area and the average illumination when the luminaire is at different distance.

C Range: 0 - 360DEG
C Interval: 30.0DEG
Test Speed: HIGH
Temperature:25.3DEG
Operators:
Test Date:21 September 2026

γ Range: 0 - 180DEG
γ Interval: 1.0DEG
Test System:EVERFINE GO-2000A_V1 SYSTEM V2.0.295
Humidity:65.0%
Test Distance:14.200m [K=1.0000]
Remarks:

ISOLUX DIAGRAM

Test:U:120.6V I:0.1679A P:20.11W PF:0.9929 Lamp Flux:2425.38x1 lm		
NAME:	TYPE:	WEIGHT:
SPEC.:	DIM.:	SERIAL No.:
MFR.:	SUR.:	Shielding Angle:

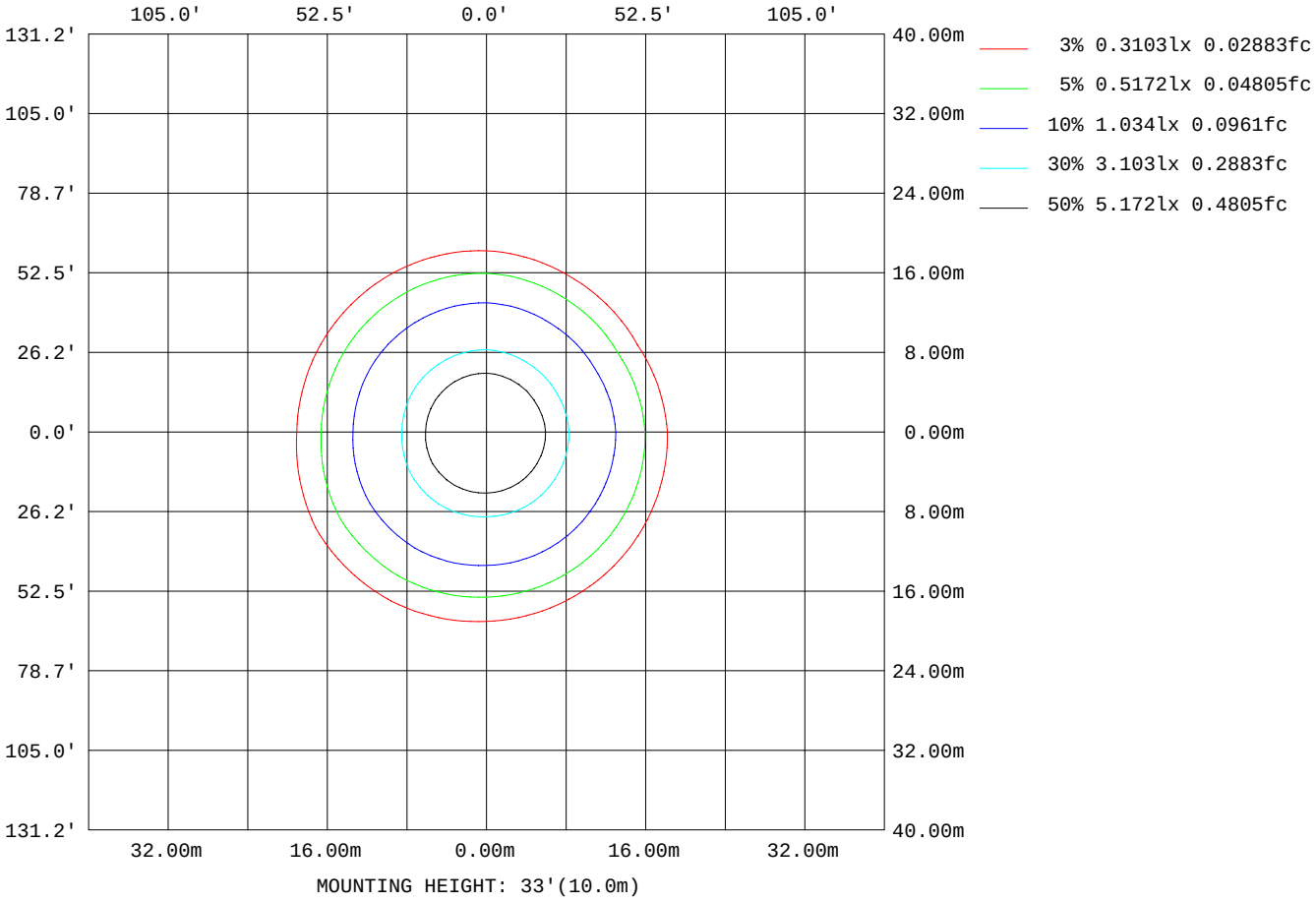

C Range: 0 - 360DEG
C Interval: 30.0DEG
Test Speed: HIGH
Temperature:25.3DEG
Operators:
Test Date:21 September 2026

γ Range: 0 - 180DEG
γ Interval: 1.0DEG
Test System:EVERFINE GO-2000A_V1 SYSTEM V2.0.295
Humidity:65.0%
Test Distance:14.200m [K=1.0000]
Remarks:

LED Avg.L Report

Test:U:120.6V I:0.1679A P:20.11W PF:0.9929 Lamp Flux:2425.38x1 lm		
NAME:	TYPE:	WEIGHT:
SPEC.:	DIM.:	SERIAL No.:
MFR.:	SUR.:	Shielding Angle:

AvgL	cd/m2
L_0~180(65)av	134026
L_0~180(75)av	58411
L_0~180(85)av	26266
L_90~270(65)av	134315
L_90~270(75)av	58098
L_90~270(85)av	25249
L_45(65)av	134546
L_45(75)av	60846
L_45(85)av	26715

Standard: GB/T 29293-2012

C Range: 0 - 360DEG
C Interval: 30.0DEG
Test Speed: HIGH
Temperature:25.3DEG
Operators:
Test Date:21 September 2026

γ Range: 0 - 180DEG
γ Interval: 1.0DEG
Test System:EVERFINE GO-2000A_V1 SYSTEM V2.0.295
Humidity:65.0%
Test Distance:14.200m [K=1.0000]
Remarks:

Planar Illuminance Curve

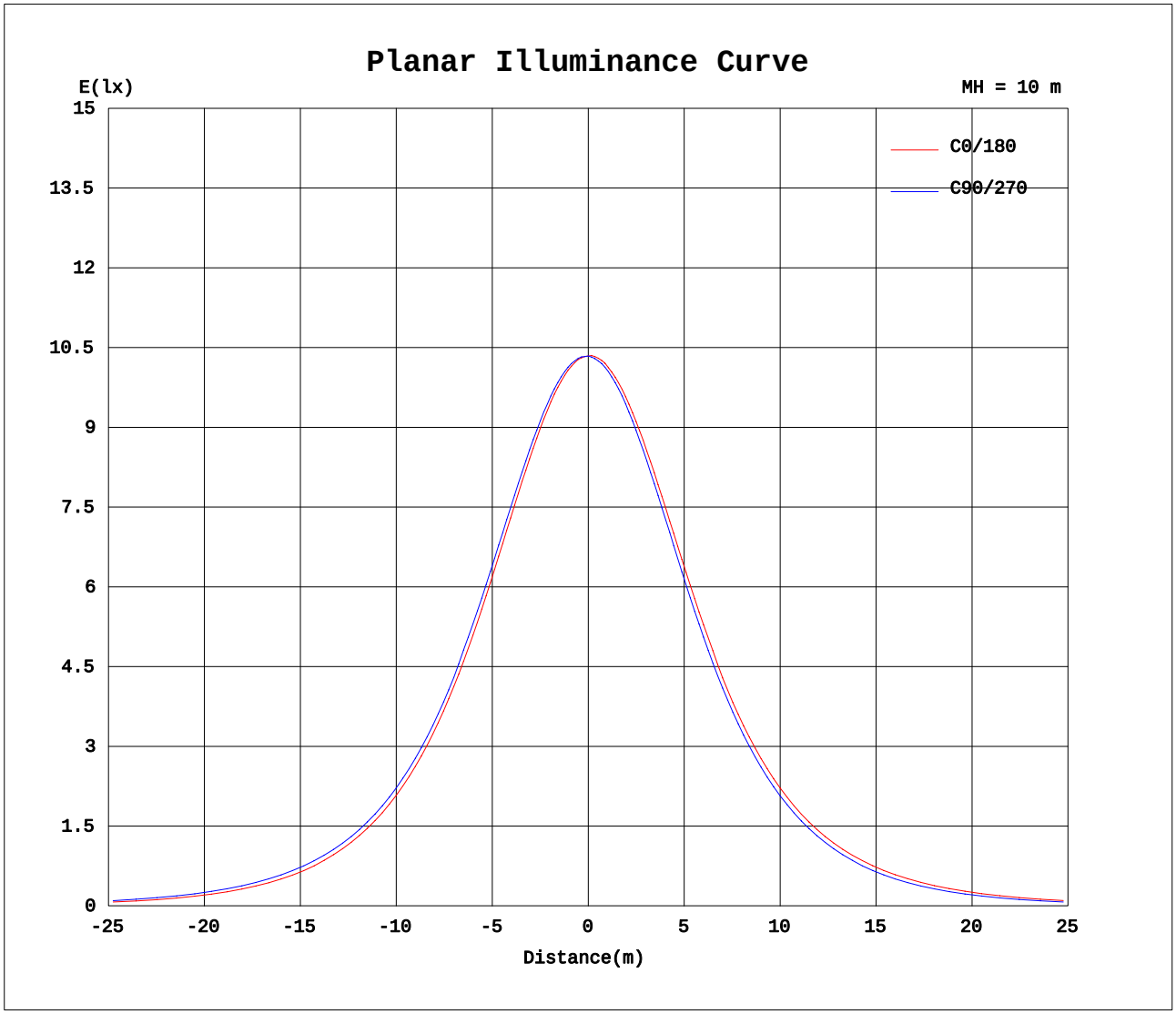

C Range: 0 - 360DEG
C Interval: 30.0DEG
Test Speed: HIGH
Temperature:25.3DEG
Operators:
Test Date:21 September 2026

γ Range: 0 - 180DEG
γ Interval: 1.0DEG
Test System:EVERFINE GO-2000A_V1 SYSTEM V2.0.295
Humidity:65.0%
Test Distance:14.200m [K=1.0000]
Remarks:

LUMINOUS DISTRIBUTION INTENSITY DATA

Test:U:120.6V I:0.1679A P:20.11W PF:0.9929 Lamp Flux:2425.38x1 lm		
NAME:	TYPE:	WEIGHT:
SPEC.:	DIM.:	SERIAL No.:
MFR.:	SUR.:	Shielding Angle:

Table--1 UNIT: cd

γ (DEG) \ C(DEG)	0	30	60	90	120	150	180	210	240	270	300	330
0	1034	1036	1036	1034	1033	1033	1034	1036	1036	1034	1033	1033
5	1027	1030	1031	1032	1033	1035	1032	1031	1028	1025	1020	1019
10	1008	1012	1015	1018	1023	1025	1017	1014	1009	1004	997	995
15	977	983	988	993	1002	1005	992	986	980	972	962	960
20	935	943	951	958	969	972	955	948	940	930	918	914
25	884	893	902	912	926	930	909	900	890	878	862	857
30	821	833	843	854	872	877	852	842	829	817	796	793
35	751	757	775	782	808	816	780	775	755	745	719	718
40	673	681	700	708	736	738	707	700	680	669	640	638
45	589	598	617	628	658	661	627	619	598	586	556	553
50	499	509	530	542	573	578	542	533	512	498	467	461
55	400	416	436	451	483	489	452	441	419	400	371	361
60	300	316	333	354	384	395	355	341	322	302	272	260
65	198	214	231	253	284	296	255	240	222	202	172	160
70	106	118	133	152	182	194	156	143	126	110	86.6	78.2
75	45.9	51.9	59.9	72.2	93.4	103	75.1	66.6	57.0	48.1	36.7	33.2
80	20.4	23.2	26.5	30.9	40.0	44.5	32.0	28.7	24.6	20.6	15.6	14.0
85	4.86	6.97	9.41	12.8	17.7	19.8	13.5	11.2	7.96	4.84	0.60	0.01
90	0.00	0.00	0.00	0.00	2.17	4.13	0.00	0.00	0.00	0.00	0.00	0.00
95	0.00	0.00	0.00	0.00	0.00	0.00	0.00	0.00	0.00	0.00	0.00	0.00
100	0.00	0.00	0.00	0.00	0.00	0.00	0.00	0.00	0.00	0.00	0.00	0.00
105	0.00	0.00	0.00	0.00	0.00	0.00	0.00	0.00	0.00	0.00	0.00	0.00
110	0.00	0.00	0.00	0.00	0.00	0.00	0.00	0.00	0.00	0.00	0.00	0.00
115	0.00	0.00	0.00	0.00	0.00	0.00	0.00	0.00	0.00	0.00	0.00	0.00
120	0.00	0.00	0.00	0.00	0.00	0.00	0.00	0.00	0.00	0.00	0.00	0.00
125	0.00	0.00	0.00	0.00	0.00	0.00	0.00	0.00	0.00	0.00	0.00	0.00
130	0.32	0.12	0.00	0.00	0.00	0.00	0.00	0.00	0.19	0.32	0.42	0.35
135	0.88	0.66	0.49	0.39	0.31	0.35	0.36	0.53	0.74	0.88	0.95	0.88
140	1.43	1.21	1.07	0.98	0.86	0.93	0.92	1.10	1.31	1.44	1.49	1.41
145	1.95	1.71	1.61	1.53	1.40	1.47	1.47	1.62	1.80	1.94	1.96	1.87
150	2.39	2.21	2.09	2.04	1.94	1.97	1.96	2.10	2.26	2.41	2.41	2.29
155	2.82	2.62	2.53	2.50	2.41	2.45	2.42	2.53	2.66	2.81	2.80	2.66
160	3.14	2.99	2.92	2.88	2.81	2.87	2.84	2.96	3.03	3.16	3.15	3.05
165	3.44	3.29	3.27	3.21	3.17	3.21	3.21	3.31	3.36	3.48	3.47	3.39
170	3.65	3.57	3.57	3.52	3.47	3.52	3.52	3.63	3.65	3.72	3.74	3.64
175	3.84	3.80	3.83	3.75	3.75	3.80	3.78	3.84	3.87	3.90	3.92	3.87
180	3.94	3.95	3.99	3.94	3.98	3.98	3.94	3.96	3.99	3.94	3.98	3.98

C Range: 0 - 360DEG
C Interval: 30.0DEG
Test Speed: HIGH
Temperature:25.3DEG
Operators:
Test Date:21 September 2026

γ Range: 0 - 180DEG
γ Interval: 1.0DEG
Test System:EVERFINE GO-2000A_V1 SYSTEM V2.0.295
Humidity:65.0%
Test Distance:14.200m [K=1.0000]
Remarks: