LUMINAIRE PHOTOMETRIC TEST REPORT

Test:U:120.6V I:0.1670A P:20.00W PF:0.9928 Lamp Flux:2469.93x1 lm		
NAME:	TYPE:	WEIGHT:
SPEC.:	DIM.:	SERIAL No.:
MFR.:	SUR.:	Shielding Angle:

DATA OF LAMP		PHOTOMETRIC DATA Eff: 123.52 lm/W			
MODEL	PT-CDL-SMD-22-DD-5C3P-4-22w-3500k	Imax(cd)	1055	S/MH(C0/180)	1.23
NOMINAL POWER(W)	22	LOR(%)	100.0	S/MH(C90/270)	1.18
RATED VOLTAGE(V)	120	TOTAL FLUX(lm)	2469.9	η UP,DN(C0-180)	0.1,51.6
NOMINAL FLUX(lm)	2469.93	CIE CLASS	DIRECT	η UP,DN(C180-360)	0.1,48.3
LAMPS INSIDE	1	η up(%)	0.2	CIBSE SHR NOM	1.25
TEST VOLTAGE(V)	120	η down(%)	99.8	CIBSE SHR MAX	1.35

LUMINOUS INTENSITY DISTRIBUTION DIAGRAM

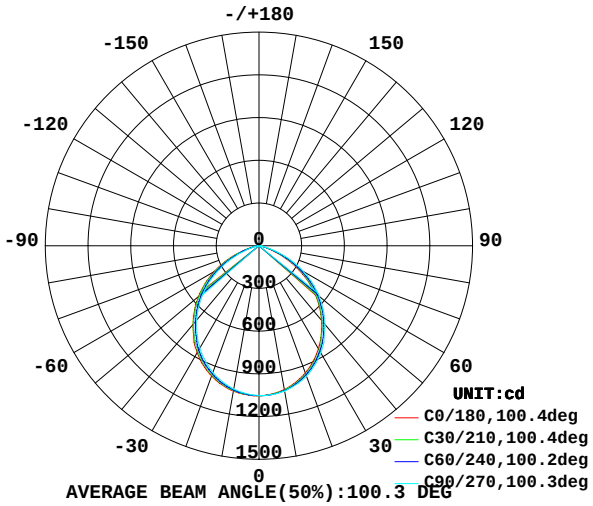

AVERAGE BEAM ANGLE(50%):100.3 DEG

C0 PLANE ISOLUX DIAGRAM (UNIT:lx)

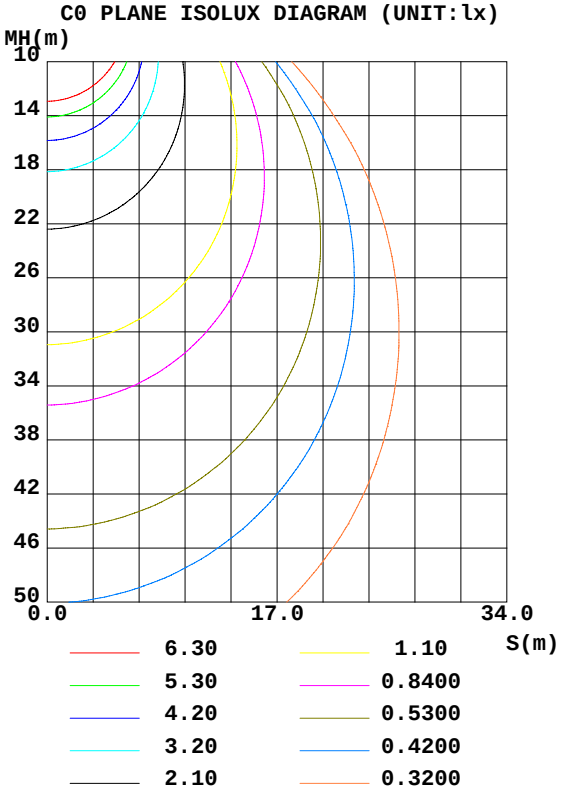

C Range: 0 - 360DEG
C Interval: 30.0DEG
Test Speed: HIGH
Temperature:25.3DEG
Operators:
Test Date:21 September 2026

γ Range: 0 - 180DEG
γ Interval: 1.0DEG
Test System:EVERFINE GO-2000A_V1 SYSTEM V2.0.295
Humidity:65.0%
Test Distance:14.200m [K=1.0000]
Remarks:

ZONAL FLUX DIAGRAM

ZONAL FLUX DIAGRAM:

γ	C0	C45	C90	C135	C180	C225	C270	C315	γ	Φ zone	Φ total	%lum,lamp
10	1025	1031	1036	1043	1036	1030	1021	1013	0- 10	99.36	99.36	4.02,4.02
20	950.9	962.8	974.9	989.2	972.8	961.4	946.7	930.9	10- 20	282.1	381.5	15.4,15.4
30	835.3	851.4	868.6	892.8	868.0	851.1	830.2	808.5	20- 30	419.3	800.8	32.4,32.4
40	684.2	700.4	720.2	752.8	721.3	703.4	680.5	649.0	30- 40	486.9	1288	52.1,52.1
50	507.0	526.6	551.9	588.8	553.3	533.2	506.0	469.9	40- 50	476.2	1764	71.4,71.4
60	304.3	328.0	360.4	399.8	363.8	339.3	307.2	268.1	50- 60	387.2	2151	87.1,87.1
70	107.1	125.8	155.3	195.0	160.5	138.6	111.7	82.28	60- 70	229.3	2380	96.4,96.4
80	20.57	24.82	31.54	44.52	33.16	27.61	20.99	14.77	70- 80	73.24	2454	99.3,99.3
90	0	0	0	3.831	0	0	0	0	80- 90	11.91	2466	99.8,99.8
100	0	0	0	0	0	0	0	0	90-100	0.0519	2466	99.8,99.8
110	0	0	0	0	0	0	0	0	100-110	0	2466	99.8,99.8
120	0	0	0	0	0	0	0	0	110-120	0	2466	99.8,99.8
130	0.4272	0.1206	0.0002	0	0	0.1678	0.4146	0.4693	120-130	0.0294	2466	99.8,99.8
140	1.565	1.251	1.099	0.9709	1.004	1.292	1.525	1.586	130-140	0.5480	2466	99.9,99.9
150	2.555	2.282	2.183	2.061	2.062	2.289	2.516	2.483	140-150	1.116	2467	99.9,99.9
160	3.306	3.106	3.026	2.945	2.972	3.119	3.305	3.240	150-160	1.248	2469	99.9,99.9
170	3.788	3.735	3.655	3.648	3.668	3.788	3.855	3.855	160-170	0.9676	2470	100,100
180	4.069	4.116	4.083	4.123	4.069	4.110	4.069	4.116	170-180	0.3722	2470	100,100
DEG	LUMINOUS INTENSITY:cd									UNIT:lm		

C Range: 0 - 360DEG
C Interval: 30.0DEG
Test Speed: HIGH
Temperature:25.3DEG
Operators:
Test Date:21 September 2026

γ Range: 0 - 180DEG
γ Interval: 1.0DEG
Test System:EVERFINE GO-2000A_V1 SYSTEM V2.0.295
Humidity:65.0%
Test Distance:14.200m [K=1.0000]
Remarks:

CU AND LUMINAIRE BUDGETARY ESTIMATE DIAGRAM

Test:U:120.6V I:0.1670A P:20.00W PF:0.9928 Lamp Flux:2469.93x1 lm		
NAME:	TYPE:	WEIGHT:
SPEC.:	DIM.:	SERIAL No.:
MFR.:	SUR.:	Shielding Angle:

ρcc	80%			70%			50%			30%			10%			0
ρw	50%	30%	10%	50%	30%	10%	50%	30%	10%	50%	30%	10%	50%	30%	10%	0
ρfc	20%			20%			20%			20%			20%			0
RCR	RCR:Room Cavity Ratio			Coefficients of Utilization(CU)												
0.0	1.19	1.19	1.19	1.16	1.16	1.16	1.11	1.11	1.11	1.06	1.06	1.06	1.02	1.02	1.02	.00
1.0	1.06	1.03	.99	1.04	1.01	.98	.00	.97	.94	.96	.94	.92	.92	.90	.89	.87
2.0	.94	.88	.83	.92	.87	.82	.89	.84	.80	.85	.82	.78	.82	.79	.76	.74
3.0	.83	.76	.70	.82	.75	.70	.79	.73	.68	.76	.71	.67	.74	.70	.66	.64
4.0	.75	.66	.60	.73	.66	.60	.71	.64	.59	.68	.63	.58	.66	.61	.57	.55
5.0	.67	.59	.52	.66	.58	.52	.64	.57	.52	.62	.56	.51	.60	.55	.50	.48
6.0	.61	.52	.46	.60	.52	.46	.58	.51	.45	.56	.50	.45	.55	.49	.45	.43
7.0	.55	.47	.41	.54	.46	.41	.53	.46	.41	.51	.45	.40	.50	.44	.40	.38
8.0	.50	.42	.37	.50	.42	.37	.48	.41	.36	.47	.41	.36	.46	.40	.36	.34
9.0	.46	.39	.33	.46	.38	.33	.45	.38	.33	.44	.37	.33	.43	.37	.33	.31
10.0	.43	.35	.30	.42	.35	.30	.41	.35	.30	.40	.34	.30	.40	.34	.30	.28

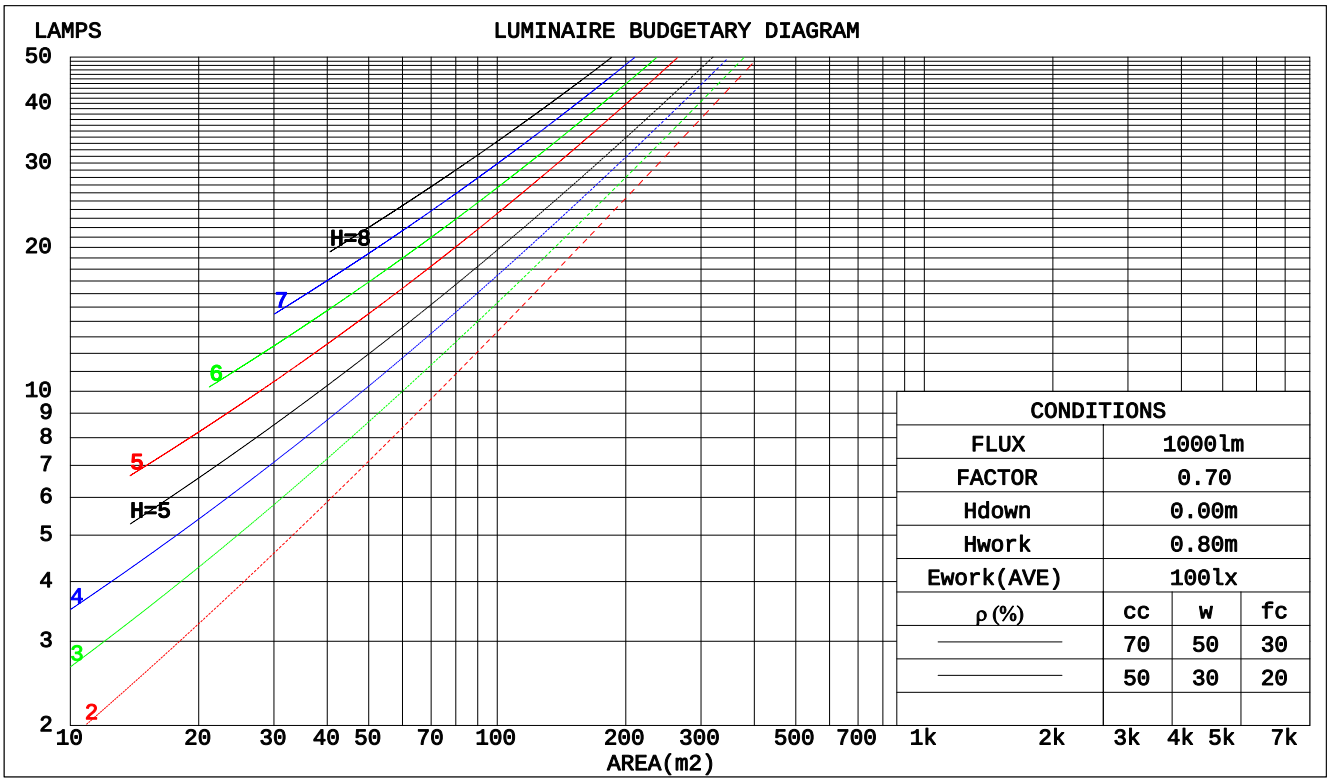

C Range: 0 - 360DEG
C Interval: 30.0DEG
Test Speed: HIGH
Temperature:25.3DEG
Operators:
Test Date:21 September 2026

γ Range: 0 - 180DEG
γ Interval: 1.0DEG
Test System:EVERFINE GO-2000A_V1 SYSTEM V2.0.295
Humidity:65.0%
Test Distance:14.200m [K=1.0000]
Remarks:

WEC AND CCEC

Test:U:120.6V I:0.1670A P:20.00W PF:0.9928 Lamp Flux:2469.93x1 lm		
NAME:	TYPE:	WEIGHT:
SPEC.:	DIM.:	SERIAL No.:
MFR.:	SUR.:	Shielding Angle:

ρcc	80%			70%			50%			30%			10%			0
ρw	50%	30%	10%	50%	30%	10%	50%	30%	10%	50%	30%	10%	50%	30%	10%	0
ρfc	20%			20%			20%			20%			20%			0
RCR	RCR:Room Cavity Ratio						Wall Exitance Coeffcients(WEC)									
0.0																
1.0	.265	.151	.048	.258	.147	.047	.245	.140	.045	.232	.134	.043	.221	.128	.041	
2.0	.257	.141	.043	.251	.138	.043	.240	.133	.041	.229	.128	.040	.219	.124	.039	
3.0	.243	.130	.039	.238	.127	.038	.228	.123	.038	.218	.120	.037	.210	.116	.036	
4.0	.228	.119	.035	.224	.117	.035	.215	.114	.034	.206	.111	.033	.199	.108	.033	
5.0	.214	.109	.032	.210	.108	.031	.202	.105	.031	.194	.102	.030	.187	.100	.030	
6.0	.200	.100	.029	.196	.099	.029	.189	.097	.028	.183	.095	.028	.177	.093	.028	
7.0	.188	.093	.026	.184	.092	.026	.178	.090	.026	.172	.088	.026	.167	.087	.025	
8.0	.177	.086	.024	.174	.085	.024	.168	.084	.024	.162	.082	.024	.157	.081	.024	
9.0	.166	.080	.022	.164	.080	.022	.158	.078	.022	.154	.077	.022	.149	.076	.022	
10.0	.157	.075	.021	.155	.075	.021	.150	.073	.021	.146	.072	.021	.141	.071	.020	

ρcc	80%			70%			50%			30%			10%			0
ρw	50%	30%	10%	50%	30%	10%	50%	30%	10%	50%	30%	10%	50%	30%	10%	0
ρfc	20%			20%			20%			20%			20%			0
RCR	RCR:Room Cavity Ratio						Ceiling Cavity Exitance Coefficients(CCEC)									
0.0	.192	.192	.192	.164	.164	.164	.112	.112	.112	.064	.064	.064	.021	.021	.021	
1.0	.179	.158	.139	.153	.136	.120	.104	.093	.083	.060	.054	.048	.019	.017	.016	
2.0	.169	.133	.104	.145	.115	.090	.099	.079	.062	.057	.046	.037	.018	.015	.012	
3.0	.161	.115	.079	.138	.100	.069	.095	.069	.048	.055	.040	.028	.018	.013	.009	
4.0	.153	.102	.063	.131	.088	.055	.090	.061	.038	.052	.036	.023	.017	.012	.007	
5.0	.146	.091	.051	.125	.079	.044	.086	.055	.031	.050	.032	.019	.016	.011	.006	
6.0	.139	.083	.042	.120	.072	.037	.082	.050	.026	.048	.030	.016	.015	.010	.005	
7.0	.133	.076	.036	.114	.066	.031	.079	.046	.022	.046	.027	.013	.015	.009	.004	
8.0	.127	.070	.031	.109	.061	.027	.075	.043	.019	.044	.025	.012	.014	.008	.004	
9.0	.121	.065	.027	.104	.057	.024	.072	.040	.017	.042	.023	.010	.014	.008	.003	
10.0	.115	.061	.025	.100	.053	.021	.069	.037	.015	.040	.022	.009	.013	.007	.003	

C Range: 0 - 360DEG
C Interval: 30.0DEG
Test Speed: HIGH
Temperature:25.3DEG
Operators:
Test Date:21 September 2026

γ Range: 0 - 180DEG
γ Interval: 1.0DEG
Test System:EVERFINE GO-2000A_V1 SYSTEM V2.0.295
Humidity:65.0%
Test Distance:14.200m [K=1.0000]
Remarks:

UGR(Unified Glare Rating) Table

Test:U:120.6V I:0.1670A P:20.00W PF:0.9928 Lamp Flux:2469.93x1 lm		
NAME:	TYPE:	WEIGHT:
SPEC.:	DIM.:	SERIAL No.:
MFR.:	SUR.:	Shielding Angle:

ceiling/cavity		0.7	0.7	0.5	0.5	0.3	0.7	0.7	0.5	0.5	0.3
walls		0.5	0.3	0.5	0.3	0.3	0.5	0.3	0.5	0.3	0.3
working plane		0.2	0.2	0.2	0.2	0.2	0.2	0.2	0.2	0.2	0.2
Room dimensions		Viewed crosswise					Viewed endwise				
x = 2H	y = 2H	30.6	32.0	30.8	32.2	32.4	31.1	32.5	31.3	32.7	32.9
	3H	31.1	32.4	31.4	32.6	32.9	31.8	33.1	32.1	33.4	33.6
	4H	31.1	32.4	31.4	32.6	32.9	31.9	33.2	32.3	33.4	33.7
	6H	31.1	32.2	31.4	32.5	32.8	31.9	33.1	32.3	33.4	33.6
	8H	31.0	32.2	31.4	32.4	32.7	31.9	33.0	32.2	33.3	33.6
	12H	31.0	32.1	31.4	32.4	32.7	31.9	32.9	32.2	33.2	33.5
4H	2H	31.0	32.2	31.3	32.4	32.7	31.4	32.6	31.7	32.8	33.1
	3H	31.6	32.6	31.9	32.9	33.2	32.2	33.3	32.6	33.6	33.9
	4H	31.6	32.6	32.0	32.9	33.3	32.4	33.3	32.7	33.6	34.0
	6H	31.6	32.5	32.0	32.8	33.2	32.4	33.2	32.8	33.6	34.0
	8H	31.6	32.4	32.0	32.8	33.1	32.4	33.2	32.8	33.5	33.9
	12H	31.6	32.3	32.0	32.7	33.1	32.4	33.1	32.8	33.5	33.9
8H	4H	31.6	32.4	32.0	32.8	33.2	32.3	33.1	32.7	33.5	33.9
	6H	31.7	32.3	32.1	32.7	33.1	32.4	33.0	32.8	33.4	33.9
	8H	31.6	32.2	32.1	32.6	33.1	32.4	33.0	32.9	33.4	33.8
	12H	31.6	32.1	32.1	32.6	33.0	32.4	32.9	32.9	33.3	33.8
12H	4H	31.6	32.3	32.0	32.7	33.1	32.3	33.0	32.7	33.4	33.8
	6H	31.6	32.2	32.1	32.6	33.1	32.4	32.9	32.8	33.4	33.8
	8H	31.6	32.1	32.1	32.6	33.0	32.4	32.9	32.9	33.3	33.8

Variations with the observer position at spacings:		
S = 1.0H	+ 0.5 / - 0.6	+ 0.4 / - 0.4
1.5H	+ 0.3 / - 0.6	+ 0.3 / - 0.4
2.0H	+ 0.7 / - 0.8	+ 0.8 / - 0.8

CIE Pub.117 Corrected 2470 lm Total Lamp Luminous Flux.(8log(F/F0) = 3.1)

C Range: 0 - 360DEG
C Interval: 30.0DEG
Test Speed: HIGH
Temperature:25.3DEG
Operators:
Test Date:21 September 2026

γ Range: 0 - 180DEG
γ Interval: 1.0DEG
Test System:EVERFINE GO-2000A_V1 SYSTEM V2.0.295
Humidity:65.0%
Test Distance:14.200m [K=1.0000]
Remarks:

UTILIZATION FACTORS TABLE

Test:U:120.6V I:0.1670A P:20.00W PF:0.9928 Lamp Flux:2469.93x1 lm		
NAME:	TYPE:	WEIGHT:
SPEC.:	DIM.:	SERIAL No.:
MFR.:	SUR.:	Shielding Angle:

REFLECTANCE										
Ceiling	0.8	0.8	0.8	0.7	0.7	0.7	0.5	0.5	0.5	0
Walls	0.7	0.5	0.3	0.7	0.5	0.3	0.7	0.5	0.3	0
Working plane	0.2	0.2	0.2	0.2	0.2	0.2	0.2	0.2	0.2	0
ROOM INDEX	UTILIZATION FACTORS(PERCENT) k(RI) x RCR = 5									
k = 0.60	61	51	44	61	50	44	60	50	44	38
0.80	72	61	54	71	61	54	69	60	54	47
1.00	80	70	64	79	70	63	77	71	63	56
1.25	87	78	72	86	77	71	83	76	70	64
1.50	92	83	77	91	83	77	88	81	76	69
2.00	98	91	85	97	90	85	93	88	83	76
2.50	102	95	90	100	94	89	96	91	87	79
3.00	105	99	94	103	97	93	99	95	91	83
4.00	108	103	99	106	102	98	102	98	95	87
5.00	110	106	103	108	104	101	104	101	98	89
ROOM INDEX	UF(total)									Direct
According to DIN EN 13032-2 2004				Suspended					SHRNOM = 1.25	

C Range: 0 - 360DEG
C Interval: 30.0DEG
Test Speed: HIGH
Temperature:25.3DEG
Operators:
Test Date:21 September 2026

γ Range: 0 - 180DEG
γ Interval: 1.0DEG
Test System:EVERFINE GO-2000A_V1 SYSTEM V2.0.295
Humidity:65.0%
Test Distance:14.200m [K=1.0000]
Remarks:

ISOCANDELA DIAGRAM

Test:U:120.6V I:0.1670A P:20.00W PF:0.9928 Lamp Flux:2469.93x1 lm		
NAME:	TYPE:	WEIGHT:
SPEC.:	DIM.:	SERIAL No.:
MFR.:	SUR.:	Shielding Angle:

Conical surface Flux(90deg):
1532 lm
%lum = 62.0%
%lamp = 62.0%

Conical surface Flux(120deg):
2151.2 lm
%lum = 87.1%
%lamp = 87.1%

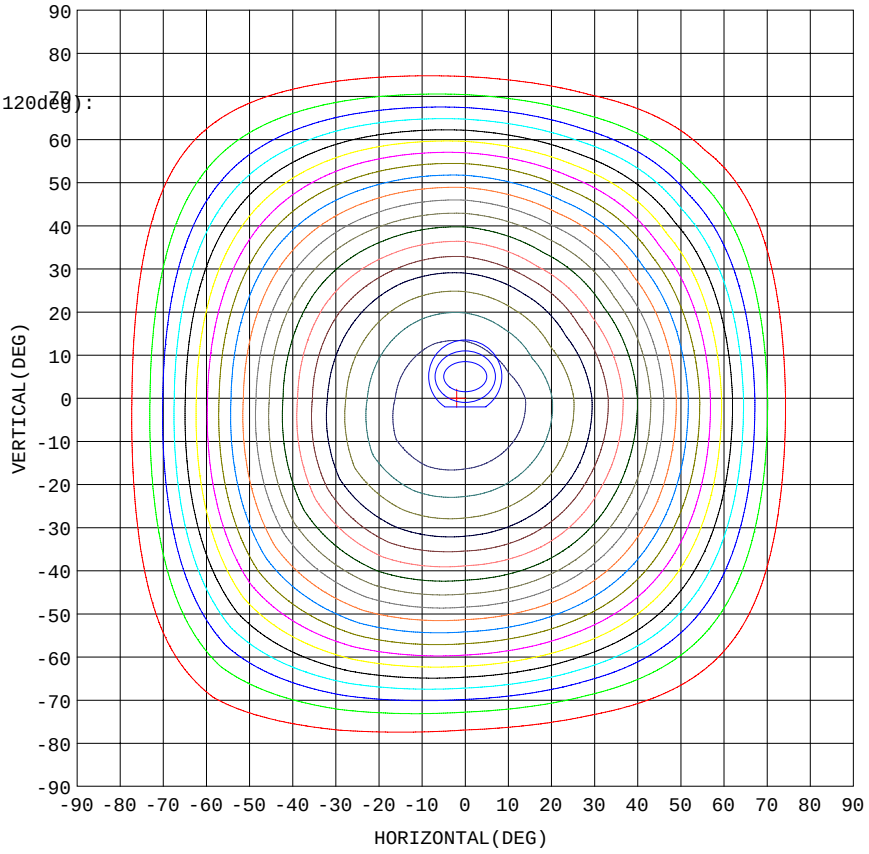

5% 52.73
10% 105.5
15% 158.2
20% 210.9
25% 263.7
30% 316.4
35% 369.1
40% 421.8
45% 474.6
50% 527.3
55% 580.0
60% 632.8
65% 685.5
70% 738.2
75% 791.0
80% 843.7
85% 896.4
90% 949.1
95% 1002

1. AVG=1039,MIN=1024
2. AVG=1037,MIN=1012
3. AVG=1033,MIN=996.9

Imax:1055(H-2.0,V0.0)
(At:C=180.0,Gamma=2.0)
UNIT: cd

C Range: 0 - 360DEG
C Interval: 30.0DEG
Test Speed: HIGH
Temperature:25.3DEG
Operators:
Test Date:21 September 2026

γ Range: 0 - 180DEG
γ Interval: 1.0DEG
Test System:EVERFINE GO-2000A_V1 SYSTEM V2.0.295
Humidity:65.0%
Test Distance:14.200m [K=1.0000]
Remarks:

AAI Figure

Test:U:120.6V I:0.1670A P:20.00W PF:0.9928 Lamp Flux:2469.93x1 lm		
NAME:	TYPE:	WEIGHT:
SPEC.:	DIM.:	SERIAL No.:
MFR.:	SUR.:	Shielding Angle:

Flux out:1808 lm

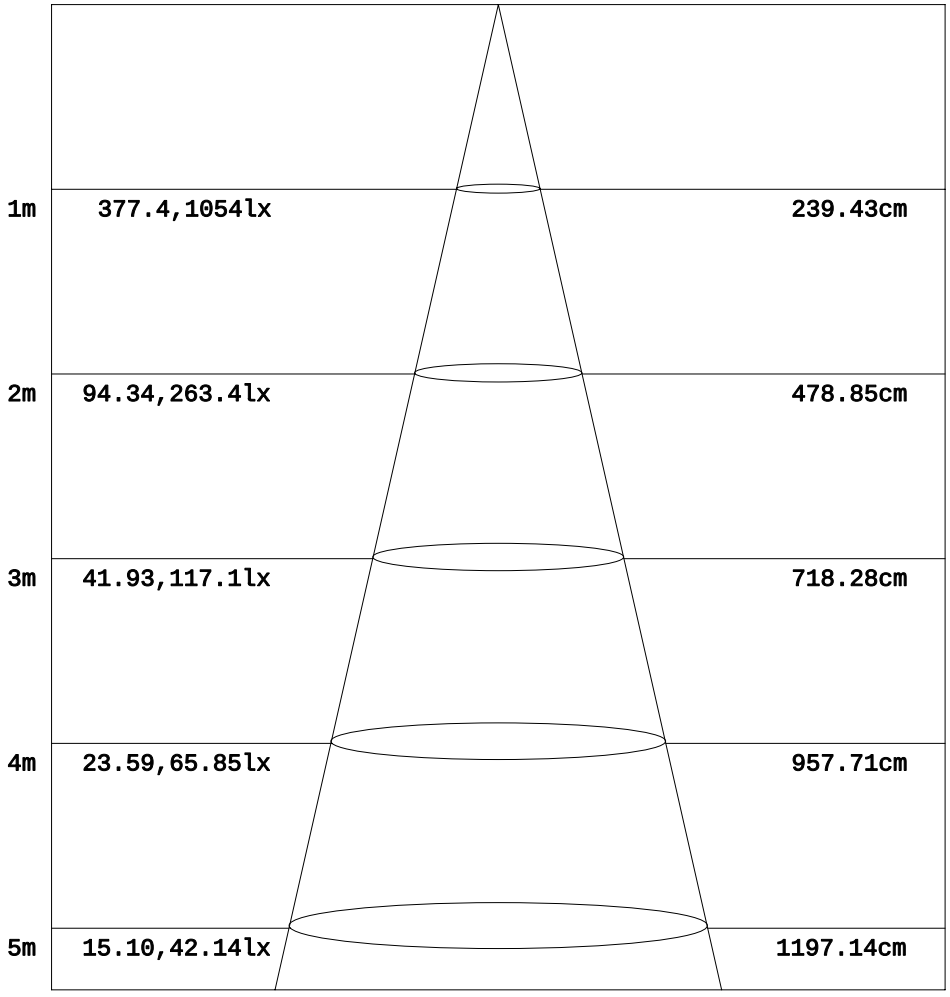

Note:The Curves indicate the illuminated area and the average illumination when the luminaire is at different distance.

C Range: 0 - 360DEG
C Interval: 30.0DEG
Test Speed: HIGH
Temperature:25.3DEG
Operators:
Test Date:21 September 2026

γ Range: 0 - 180DEG
γ Interval: 1.0DEG
Test System:EVERFINE GO-2000A_V1 SYSTEM V2.0.295
Humidity:65.0%
Test Distance:14.200m [K=1.0000]
Remarks:

ISOLUX DIAGRAM

Test:U:120.6V I:0.1670A P:20.00W PF:0.9928 Lamp Flux:2469.93x1 lm		
NAME:	TYPE:	WEIGHT:
SPEC.:	DIM.:	SERIAL No.:
MFR.:	SUR.:	Shielding Angle:

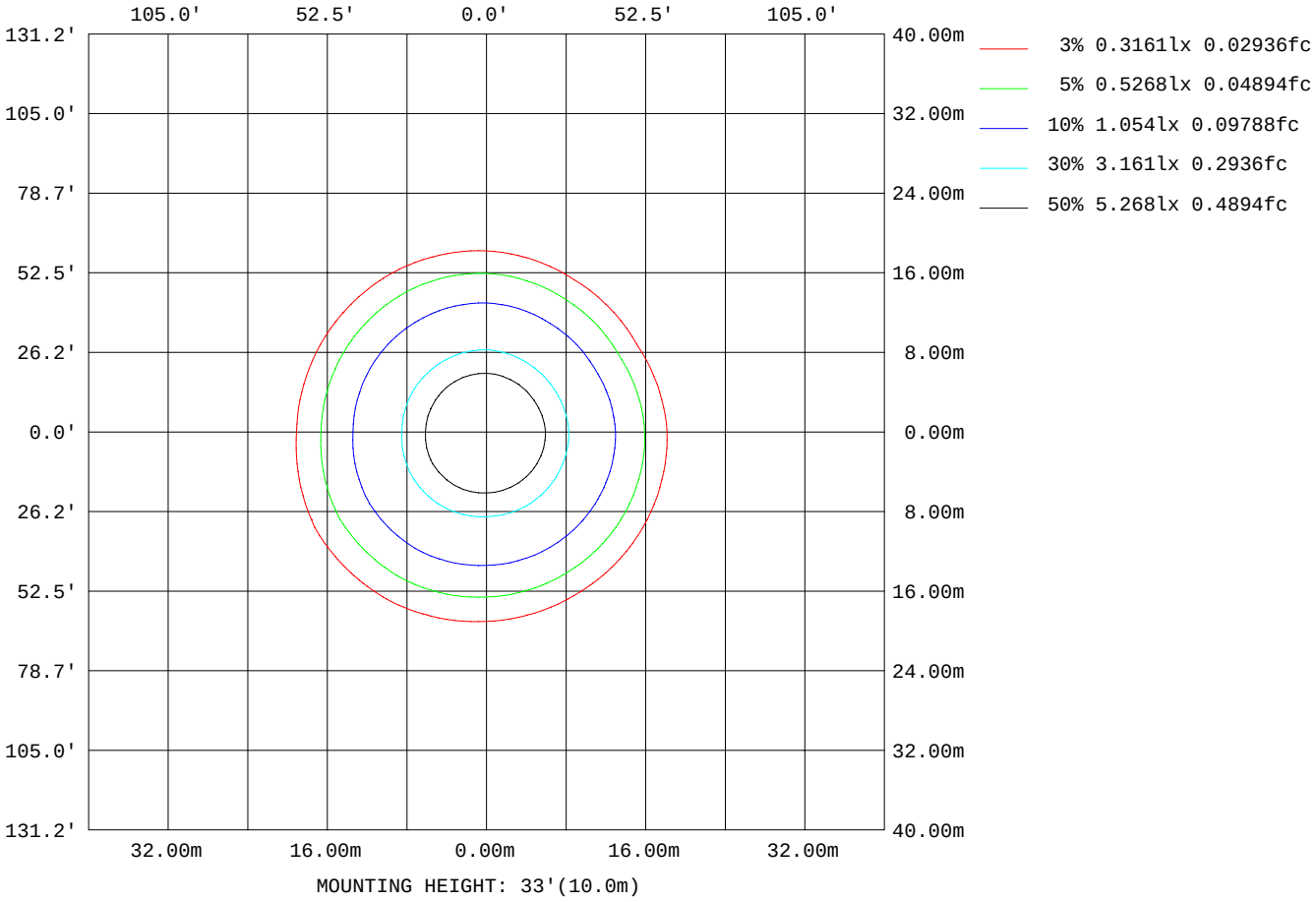

C Range: 0 - 360DEG
C Interval: 30.0DEG
Test Speed: HIGH
Temperature:25.3DEG
Operators:
Test Date:21 September 2026

γ Range: 0 - 180DEG
γ Interval: 1.0DEG
Test System:EVERFINE GO-2000A_V1 SYSTEM V2.0.295
Humidity:65.0%
Test Distance:14.200m [K=1.0000]
Remarks:

LED Avg.L Report

Test:U:120.6V I:0.1670A P:20.00W PF:0.9928 Lamp Flux:2469.93x1 lm		
NAME:	TYPE:	WEIGHT:
SPEC.:	DIM.:	SERIAL No.:
MFR.:	SUR.:	Shielding Angle:

AvgL	cd/m2
L_0~180(65)av	136777
L_0~180(75)av	59809
L_0~180(85)av	27038
L_90~270(65)av	136716
L_90~270(75)av	59158
L_90~270(85)av	25899
L_45(65)av	137021
L_45(75)av	62440
L_45(85)av	27774

Standard: GB/T 29293-2012

C Range: 0 - 360DEG
C Interval: 30.0DEG
Test Speed: HIGH
Temperature:25.3DEG
Operators:
Test Date:21 September 2026

γ Range: 0 - 180DEG
γ Interval: 1.0DEG
Test System:EVERFINE GO-2000A_V1 SYSTEM V2.0.295
Humidity:65.0%
Test Distance:14.200m [K=1.0000]
Remarks:

Planar Illuminance Curve

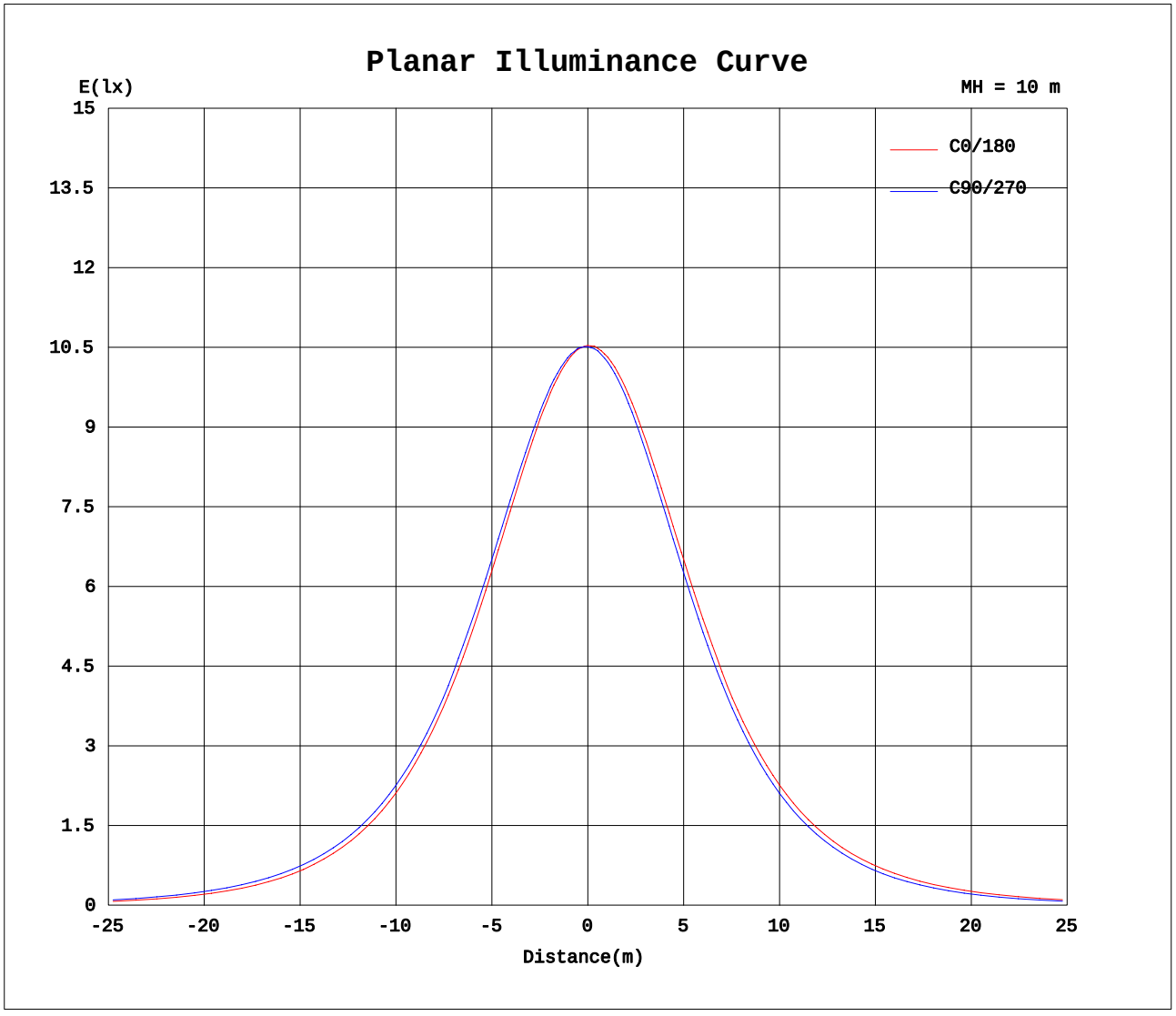

C Range: 0 - 360DEG
C Interval: 30.0DEG
Test Speed: HIGH
Temperature:25.3DEG
Operators:
Test Date:21 September 2026

γ Range: 0 - 180DEG
γ Interval: 1.0DEG
Test System:EVERFINE GO-2000A_V1 SYSTEM V2.0.295
Humidity:65.0%
Test Distance:14.200m [K=1.0000]
Remarks:

LUMINOUS DISTRIBUTION INTENSITY DATA

Test:U:120.6V I:0.1670A P:20.00W PF:0.9928 Lamp Flux:2469.93x1 lm		
NAME:	TYPE:	WEIGHT:
SPEC.:	DIM.:	SERIAL No.:
MFR.:	SUR.:	Shielding Angle:

Table--1 UNIT: cd

γ (DEG) \ C(DEG)	0	30	60	90	120	150	180	210	240	270	300	330
0	1054	1053	1053	1051	1051	1051	1054	1053	1053	1051	1051	1051
5	1045	1047	1049	1049	1053	1053	1050	1048	1046	1042	1039	1038
10	1025	1031	1031	1036	1041	1044	1036	1032	1029	1021	1014	1013
15	994	1000	1005	1010	1021	1024	1010	1004	999	989	978	977
20	951	960	966	975	987	991	973	965	958	947	933	929
25	898	909	916	927	943	949	925	916	907	893	876	872
30	835	847	856	869	889	896	868	856	846	830	812	805
35	763	770	786	799	824	833	799	789	770	759	730	729
40	684	692	709	720	751	754	721	713	694	681	650	648
45	598	608	625	639	672	676	640	631	611	596	564	561
50	507	518	535	552	586	592	553	544	523	506	472	468
55	408	422	440	459	494	502	461	450	430	409	375	365
60	304	321	335	360	393	406	364	348	330	307	274	263
65	201	217	231	257	292	305	262	246	228	205	172	161
70	107	120	132	155	188	202	160	146	131	112	86.2	78.3
75	46.2	52.7	58.8	73.6	97.0	108	77.6	68.6	59.3	48.9	36.6	33.2
80	20.6	23.6	26.1	31.5	41.7	47.3	33.2	29.5	25.7	21.0	15.5	14.0
85	4.79	7.10	8.96	13.1	18.6	21.1	14.1	11.7	8.57	5.00	0.32	0.03
90	0.00	0.00	0.00	0.00	2.69	4.97	0.00	0.00	0.00	0.00	0.00	0.00
95	0.00	0.00	0.00	0.00	0.00	0.00	0.00	0.00	0.00	0.00	0.00	0.00
100	0.00	0.00	0.00	0.00	0.00	0.00	0.00	0.00	0.00	0.00	0.00	0.00
105	0.00	0.00	0.00	0.00	0.00	0.00	0.00	0.00	0.00	0.00	0.00	0.00
110	0.00	0.00	0.00	0.00	0.00	0.00	0.00	0.00	0.00	0.00	0.00	0.00
115	0.00	0.00	0.00	0.00	0.00	0.00	0.00	0.00	0.00	0.00	0.00	0.00
120	0.00	0.00	0.00	0.00	0.00	0.00	0.00	0.00	0.00	0.00	0.00	0.00
125	0.00	0.00	0.00	0.00	0.00	0.00	0.00	0.00	0.00	0.00	0.00	0.00
130	0.43	0.20	0.04	0.00	0.00	0.00	0.00	0.07	0.27	0.41	0.50	0.44
135	0.99	0.76	0.63	0.51	0.35	0.42	0.46	0.64	0.86	0.98	1.07	1.02
140	1.56	1.31	1.19	1.10	0.94	1.01	1.00	1.19	1.39	1.52	1.63	1.54
145	2.07	1.84	1.73	1.65	1.50	1.55	1.57	1.71	1.89	2.06	2.09	2.02
150	2.56	2.33	2.23	2.18	2.05	2.08	2.06	2.22	2.36	2.52	2.54	2.42
155	2.96	2.76	2.69	2.63	2.50	2.56	2.56	2.66	2.79	2.93	2.93	2.82
160	3.31	3.12	3.09	3.03	2.93	2.96	2.97	3.08	3.16	3.30	3.29	3.19
165	3.57	3.43	3.44	3.37	3.29	3.33	3.35	3.43	3.51	3.60	3.60	3.53
170	3.79	3.73	3.73	3.66	3.63	3.67	3.67	3.76	3.82	3.85	3.90	3.81
175	3.99	3.96	3.96	3.91	3.88	3.94	3.92	3.99	4.00	4.03	4.07	4.04
180	4.07	4.10	4.14	4.08	4.14	4.11	4.07	4.11	4.11	4.07	4.12	4.11

C Range: 0 - 360DEG
C Interval: 30.0DEG
Test Speed: HIGH
Temperature:25.3DEG
Operators:
Test Date:21 September 2026

γ Range: 0 - 180DEG
γ Interval: 1.0DEG
Test System:EVERFINE GO-2000A_V1 SYSTEM V2.0.295
Humidity:65.0%
Test Distance:14.200m [K=1.0000]
Remarks: