LUMINAIRE PHOTOMETRIC TEST REPORT

Test:U:120.6V I:0.1691A P:20.25W PF:0.9929 Lamp Flux:2456.29x1 lm		
NAME:	TYPE:	WEIGHT:
SPEC.:	DIM.:	SERIAL No.:
MFR.:	SUR.:	Shielding Angle:

DATA OF LAMP		PHOTOMETRIC DATA Eff: 121.28 lm/W			
MODEL	PT-CDL-SMD-22-DD-5C3P-4-22w-4000k	Imax(cd)	1049	S/MH(C0/180)	1.23
NOMINAL POWER(W)	22	LOR(%)	100.0	S/MH(C90/270)	1.18
RATED VOLTAGE(V)	120	TOTAL FLUX(lm)	2456.3	η UP,DN(C0-180)	0.1,51.6
NOMINAL FLUX(lm)	2456.29	CIE CLASS	DIRECT	η UP,DN(C180-360)	0.1,48.2
LAMPS INSIDE	1	η up(%)	0.2	CIBSE SHR NOM	1.25
TEST VOLTAGE(V)	120	η down(%)	99.8	CIBSE SHR MAX	1.35

LUMINOUS INTENSITY DISTRIBUTION DIAGRAM

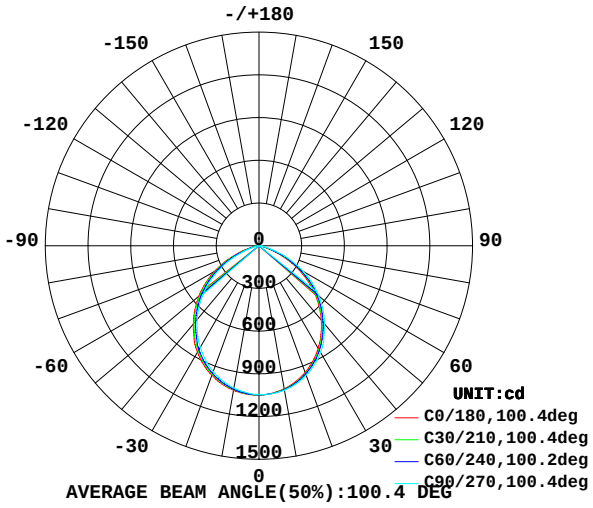

AVERAGE BEAM ANGLE(50%):100.4 DEG

C0 PLANE ISOLUX DIAGRAM (UNIT:lx)

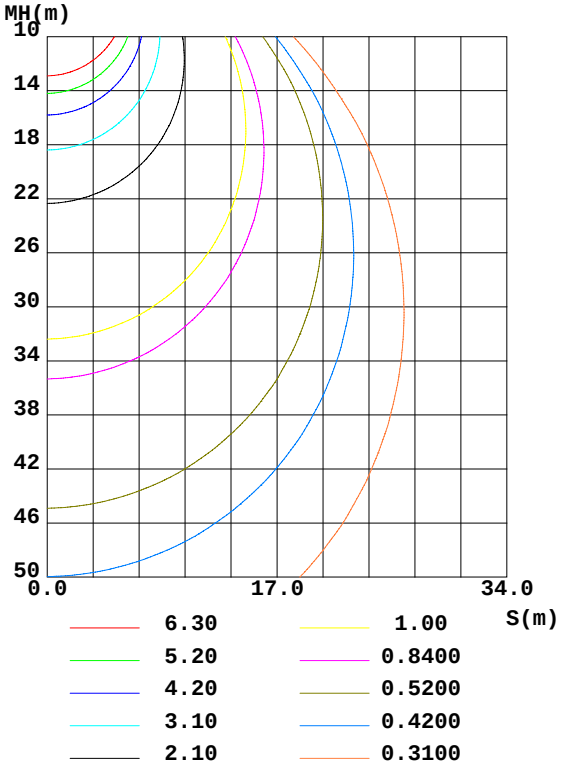

C Range: 0 - 360DEG
C Interval: 30.0DEG
Test Speed: HIGH
Temperature:25.3DEG
Operators:
Test Date:21 September 2026

γ Range: 0 - 180DEG
γ Interval: 1.0DEG
Test System:EVERFINE GO-2000A_V1 SYSTEM V2.0.295
Humidity:65.0%
Test Distance:14.200m [K=1.0000]
Remarks:

ZONAL FLUX DIAGRAM

ZONAL FLUX DIAGRAM:

γ	C0	C45	C90	C135	C180	C225	C270	C315	γ	Φ zone	Φ total	%lum,lamp
10	1020	1025	1030	1037	1031	1025	1015	1006	0- 10	98.79	98.79	4.02,4.02
20	947.3	957.0	968.5	985.3	968.3	956.9	940.3	923.2	10- 20	280.5	379.3	15.4,15.4
30	831.5	845.3	864.6	889.8	865.0	848.5	824.2	798.1	20- 30	416.9	796.3	32.4,32.4
40	681.1	694.7	716.9	751.8	717.4	701.2	675.2	641.7	30- 40	484.2	1280	52.1,52.1
50	505.5	522.0	549.3	589.3	550.8	531.8	502.5	463.0	40- 50	473.6	1754	71.4,71.4
60	303.6	324.3	359.0	401.9	362.1	338.9	304.6	262.0	50- 60	385.0	2139	87.1,87.1
70	106.9	123.2	155.1	198.4	159.8	139.0	110.5	78.85	60- 70	228.0	2367	96.4,96.4
80	20.50	24.21	31.55	45.71	33.00	27.67	20.71	13.97	70- 80	73.09	2440	99.3,99.3
90	0	0	0	4.339	0	0	0	0	80- 90	11.89	2452	99.8,99.8
100	0	0	0	0	0	0	0	0	90-100	0.0635	2452	99.8,99.8
110	0	0	0	0	0	0	0	0	100-110	0	2452	99.8,99.8
120	0	0	0	0	0	0	0	0	110-120	0	2452	99.8,99.8
130	0.3996	0.1343	0.0003	0	0	0.1342	0.3747	0.4825	120-130	0.0267	2452	99.8,99.8
140	1.552	1.252	1.058	0.9099	0.9774	1.252	1.524	1.554	130-140	0.5282	2453	99.9,99.9
150	2.529	2.262	2.130	2.000	2.049	2.263	2.476	2.456	140-150	1.097	2454	99.9,99.9
160	3.226	3.072	2.986	2.865	2.932	3.079	3.239	3.206	150-160	1.229	2455	99.9,99.9
170	3.734	3.681	3.602	3.555	3.628	3.735	3.802	3.795	160-170	0.9539	2456	100,100
180	4.043	4.056	4.056	4.056	4.056	4.076	4.016	4.049	170-180	0.3672	2456	100,100
DEG	LUMINOUS INTENSITY:cd									UNIT:lm		

C Range: 0 - 360DEG
C Interval: 30.0DEG
Test Speed: HIGH
Temperature:25.3DEG
Operators:
Test Date:21 September 2026

γ Range: 0 - 180DEG
γ Interval: 1.0DEG
Test System:EVERFINE GO-2000A_V1 SYSTEM V2.0.295
Humidity:65.0%
Test Distance:14.200m [K=1.0000]
Remarks:

CU AND LUMINAIRE BUDGETARY ESTIMATE DIAGRAM

Test:U:120.6V I:0.1691A P:20.25W PF:0.9929 Lamp Flux:2456.29x1 lm		
NAME:	TYPE:	WEIGHT:
SPEC.:	DIM.:	SERIAL No.:
MFR.:	SUR.:	Shielding Angle:

ρcc	80%			70%			50%			30%			10%			0
ρw	50%	30%	10%	50%	30%	10%	50%	30%	10%	50%	30%	10%	50%	30%	10%	0
ρfc	20%			20%			20%			20%			20%			0
RCR	RCR:Room Cavity Ratio			Coefficients of Utilization(CU)												
0.0	1.19	1.19	1.19	1.16	1.16	1.16	1.11	1.11	1.11	1.06	1.06	1.06	1.02	1.02	1.02	.00
1.0	1.06	1.03	.99	1.04	1.01	.98	.00	.97	.94	.96	.94	.92	.92	.90	.89	.87
2.0	.94	.88	.83	.92	.87	.82	.89	.84	.80	.85	.82	.78	.82	.79	.76	.74
3.0	.83	.76	.70	.82	.75	.70	.79	.73	.68	.76	.71	.67	.74	.70	.66	.64
4.0	.75	.66	.60	.73	.66	.60	.71	.64	.59	.68	.63	.58	.66	.61	.57	.55
5.0	.67	.59	.52	.66	.58	.52	.64	.57	.52	.62	.56	.51	.60	.55	.50	.48
6.0	.61	.52	.46	.60	.52	.46	.58	.51	.45	.56	.50	.45	.55	.49	.45	.43
7.0	.55	.47	.41	.54	.46	.41	.53	.46	.41	.51	.45	.40	.50	.44	.40	.38
8.0	.50	.42	.37	.50	.42	.37	.48	.41	.36	.47	.41	.36	.46	.40	.36	.34
9.0	.46	.39	.33	.46	.38	.33	.45	.38	.33	.44	.37	.33	.43	.37	.33	.31
10.0	.43	.35	.30	.42	.35	.30	.41	.35	.30	.40	.34	.30	.40	.34	.30	.28

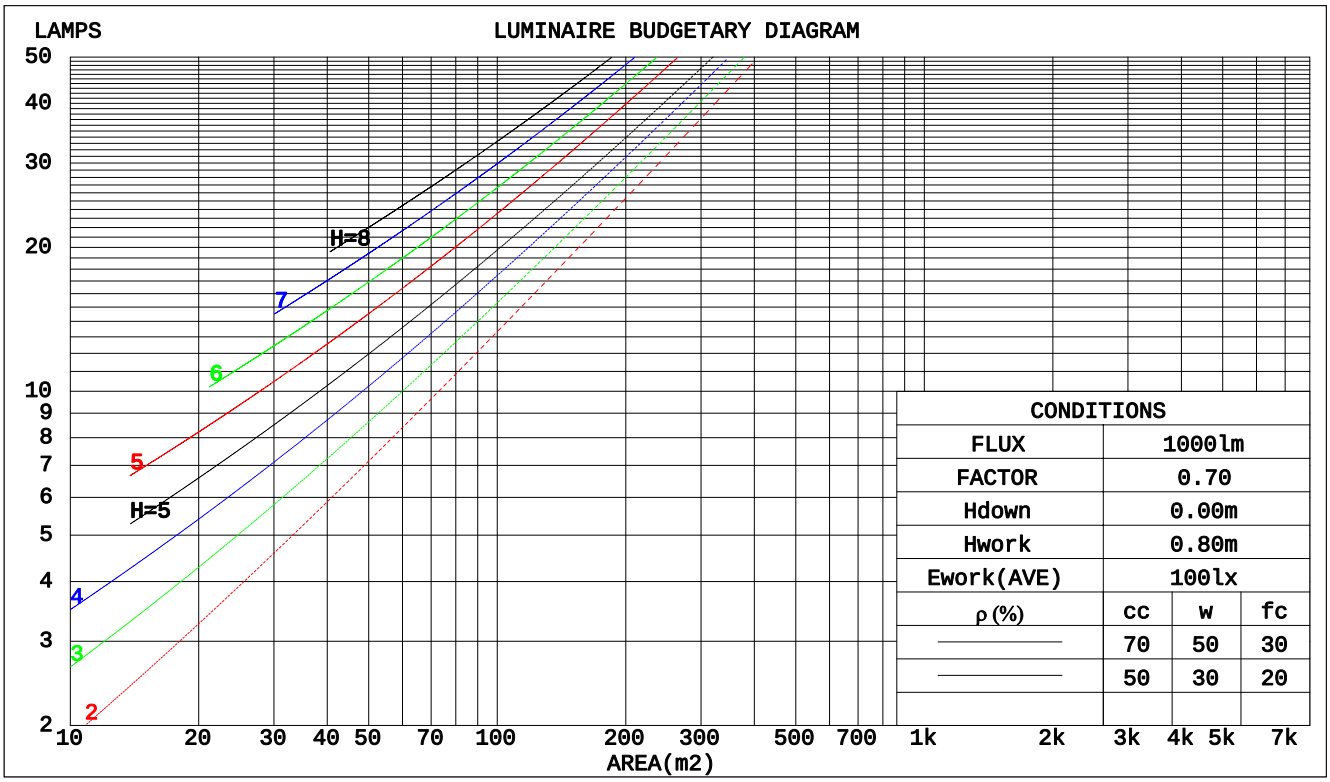

C Range: 0 - 360DEG
C Interval: 30.0DEG
Test Speed: HIGH
Temperature:25.3DEG
Operators:
Test Date:21 September 2026

γ Range: 0 - 180DEG
γ Interval: 1.0DEG
Test System:EVERFINE GO-2000A_V1 SYSTEM V2.0.295
Humidity:65.0%
Test Distance:14.200m [K=1.0000]
Remarks:

WEC AND CCEC

Test:U:120.6V I:0.1691A P:20.25W PF:0.9929 Lamp Flux:2456.29x1 lm		
NAME:	TYPE:	WEIGHT:
SPEC.:	DIM.:	SERIAL No.:
MFR.:	SUR.:	Shielding Angle:

ρcc	80%			70%			50%			30%			10%			0
ρw	50%	30%	10%	50%	30%	10%	50%	30%	10%	50%	30%	10%	50%	30%	10%	0
ρfc	20%			20%			20%			20%			20%			0
RCR	RCR:Room Cavity Ratio						Wall Exitance Coeffcients(WEC)									
0.0																
1.0	.265	.151	.048	.258	.147	.047	.245	.140	.045	.233	.134	.043	.221	.128	.041	
2.0	.257	.141	.043	.251	.138	.043	.240	.133	.041	.229	.129	.040	.219	.124	.039	
3.0	.243	.130	.039	.238	.127	.038	.228	.123	.038	.219	.120	.037	.210	.116	.036	
4.0	.228	.119	.035	.224	.117	.035	.215	.114	.034	.206	.111	.033	.199	.108	.033	
5.0	.214	.109	.032	.210	.108	.031	.202	.105	.031	.194	.102	.030	.187	.100	.030	
6.0	.200	.100	.029	.196	.099	.029	.189	.097	.028	.183	.095	.028	.177	.093	.028	
7.0	.188	.093	.026	.184	.092	.026	.178	.090	.026	.172	.088	.026	.167	.087	.025	
8.0	.177	.086	.024	.174	.085	.024	.168	.084	.024	.162	.082	.024	.157	.081	.024	
9.0	.166	.080	.022	.164	.080	.022	.158	.078	.022	.154	.077	.022	.149	.076	.022	
10.0	.157	.075	.021	.155	.075	.021	.150	.073	.021	.146	.072	.021	.141	.071	.020	

ρcc	80%			70%			50%			30%			10%			0
ρw	50%	30%	10%	50%	30%	10%	50%	30%	10%	50%	30%	10%	50%	30%	10%	0
ρfc	20%			20%			20%			20%			20%			0
RCR	RCR:Room Cavity Ratio						Ceiling Cavity Exitance Coefficients(CCEC)									
0.0	.192	.192	.192	.164	.164	.164	.112	.112	.112	.064	.064	.064	.021	.021	.021	
1.0	.179	.158	.139	.153	.135	.120	.104	.093	.083	.060	.054	.048	.019	.017	.016	
2.0	.169	.133	.104	.145	.115	.089	.099	.079	.062	.057	.046	.037	.018	.015	.012	
3.0	.161	.115	.079	.138	.100	.069	.095	.069	.048	.055	.040	.028	.018	.013	.009	
4.0	.153	.102	.063	.131	.088	.055	.090	.061	.038	.052	.036	.023	.017	.012	.007	
5.0	.146	.091	.051	.125	.079	.044	.086	.055	.031	.050	.032	.019	.016	.011	.006	
6.0	.139	.083	.042	.120	.072	.037	.082	.050	.026	.048	.030	.016	.015	.010	.005	
7.0	.133	.076	.036	.114	.066	.031	.079	.046	.022	.046	.027	.013	.015	.009	.004	
8.0	.127	.070	.031	.109	.061	.027	.075	.043	.019	.044	.025	.012	.014	.008	.004	
9.0	.121	.065	.027	.104	.057	.024	.072	.040	.017	.042	.023	.010	.014	.008	.003	
10.0	.115	.061	.025	.100	.053	.021	.069	.037	.015	.040	.022	.009	.013	.007	.003	

C Range: 0 - 360DEG
C Interval: 30.0DEG
Test Speed: HIGH
Temperature:25.3DEG
Operators:
Test Date:21 September 2026

γ Range: 0 - 180DEG
γ Interval: 1.0DEG
Test System:EVERFINE GO-2000A_V1 SYSTEM V2.0.295
Humidity:65.0%
Test Distance:14.200m [K=1.0000]
Remarks:

UGR(Unified Glare Rating) Table

Test:U:120.6V I:0.1691A P:20.25W PF:0.9929 Lamp Flux:2456.29x1 lm		
NAME:	TYPE:	WEIGHT:
SPEC.:	DIM.:	SERIAL No.:
MFR.:	SUR.:	Shielding Angle:

ceiling/cavity		0.7	0.7	0.5	0.5	0.3	0.7	0.7	0.5	0.5	0.3
walls		0.5	0.3	0.5	0.3	0.3	0.5	0.3	0.5	0.3	0.3
working plane		0.2	0.2	0.2	0.2	0.2	0.2	0.2	0.2	0.2	0.2
Room dimensions		Viewed crosswise					Viewed endwise				
x = 2H	y = 2H	30.6	32.0	30.8	32.2	32.4	31.0	32.4	31.3	32.6	32.8
	3H	31.1	32.4	31.4	32.6	32.9	31.8	33.1	32.1	33.3	33.5
	4H	31.1	32.4	31.4	32.6	32.9	31.9	33.1	32.2	33.4	33.6
	6H	31.1	32.2	31.4	32.5	32.8	31.9	33.0	32.2	33.3	33.6
	8H	31.0	32.2	31.4	32.4	32.7	31.9	33.0	32.2	33.2	33.5
	12H	31.0	32.1	31.3	32.4	32.7	31.8	32.9	32.2	33.2	33.5
4H	2H	30.9	32.2	31.3	32.4	32.7	31.3	32.5	31.6	32.8	33.0
	3H	31.6	32.6	31.9	32.9	33.2	32.1	33.2	32.5	33.5	33.8
	4H	31.6	32.6	32.0	32.9	33.2	32.3	33.3	32.7	33.6	33.9
	6H	31.6	32.5	32.0	32.8	33.2	32.3	33.2	32.7	33.5	33.9
	8H	31.6	32.4	32.0	32.7	33.1	32.3	33.1	32.7	33.5	33.9
	12H	31.6	32.3	32.0	32.7	33.1	32.3	33.0	32.7	33.4	33.8
8H	4H	31.6	32.4	32.0	32.8	33.1	32.2	33.0	32.7	33.4	33.8
	6H	31.6	32.3	32.1	32.7	33.1	32.3	33.0	32.8	33.4	33.8
	8H	31.6	32.2	32.1	32.6	33.1	32.3	32.9	32.8	33.3	33.8
	12H	31.6	32.1	32.1	32.5	33.0	32.3	32.8	32.8	33.3	33.7
12H	4H	31.6	32.3	32.0	32.7	33.1	32.2	32.9	32.6	33.3	33.7
	6H	31.6	32.2	32.1	32.6	33.1	32.3	32.9	32.7	33.3	33.7
	8H	31.6	32.1	32.1	32.5	33.0	32.3	32.8	32.8	33.2	33.7
Variations with the observer position at spacings:											
S = 1.0H		+ 0.5 / - 0.6					+ 0.4 / - 0.4				
1.5H		+ 0.3 / - 0.6					+ 0.3 / - 0.4				
2.0H		+ 0.8 / - 0.8					+ 0.8 / - 0.9				

CIE Pub.117 Corrected 2456 lm Total Lamp Luminous Flux.(8log(F/F0) = 3.1)

C Range: 0 - 360DEG
C Interval: 30.0DEG
Test Speed: HIGH
Temperature:25.3DEG
Operators:
Test Date:21 September 2026

γ Range: 0 - 180DEG
γ Interval: 1.0DEG
Test System:EVERFINE GO-2000A_V1 SYSTEM V2.0.295
Humidity:65.0%
Test Distance:14.200m [K=1.0000]
Remarks:

UTILIZATION FACTORS TABLE

Test:U:120.6V I:0.1691A P:20.25W PF:0.9929 Lamp Flux:2456.29x1 lm		
NAME:	TYPE:	WEIGHT:
SPEC.:	DIM.:	SERIAL No.:
MFR.:	SUR.:	Shielding Angle:

REFLECTANCE										
Ceiling	0.8	0.8	0.8	0.7	0.7	0.7	0.5	0.5	0.5	0
Walls	0.7	0.5	0.3	0.7	0.5	0.3	0.7	0.5	0.3	0
Working plane	0.2	0.2	0.2	0.2	0.2	0.2	0.2	0.2	0.2	0
ROOM INDEX	UTILIZATION FACTORS(PERCENT) k(RI) x RCR = 5									
k = 0.60	61	51	44	61	50	44	60	50	44	38
0.80	72	61	54	71	61	54	69	60	54	47
1.00	80	70	64	79	70	63	77	71	63	56
1.25	87	78	72	86	77	71	83	76	70	64
1.50	92	83	77	91	83	77	88	81	76	69
2.00	98	91	85	97	90	85	93	88	83	76
2.50	102	95	90	100	94	89	96	91	87	79
3.00	105	99	94	103	97	93	99	95	91	83
4.00	108	103	99	106	102	98	102	98	95	87
5.00	110	106	103	108	104	101	104	101	98	89
ROOM INDEX	UF(total)									Direct
According to DIN EN 13032-2 2004				Suspended					SHRNOM = 1.25	

C Range: 0 - 360DEG
C Interval: 30.0DEG
Test Speed: HIGH
Temperature:25.3DEG
Operators:
Test Date:21 September 2026

γ Range: 0 - 180DEG
γ Interval: 1.0DEG
Test System:EVERFINE GO-2000A_V1 SYSTEM V2.0.295
Humidity:65.0%
Test Distance:14.200m [K=1.0000]
Remarks:

ISOCANDELA DIAGRAM

Test:U:120.6V I:0.1691A P:20.25W PF:0.9929 Lamp Flux:2456.29x1 lm		
NAME:	TYPE:	WEIGHT:
SPEC.:	DIM.:	SERIAL No.:
MFR.:	SUR.:	Shielding Angle:

Conical surface Flux(90deg):
1523.4 lm
%lum = 62.0%
%lamp = 62.0%

Conical surface Flux(120deg):
2139 lm
%lum = 87.1%
%lamp = 87.1%

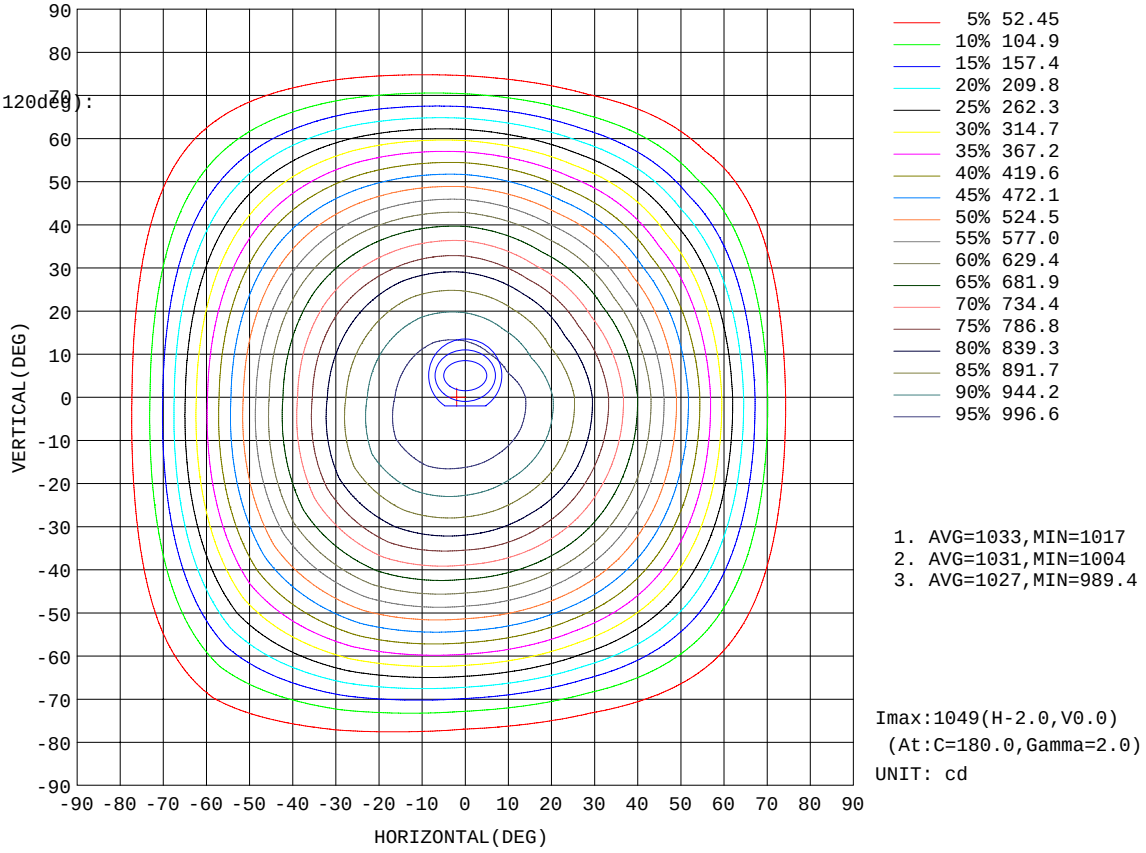

1. AVG=1033,MIN=1017
2. AVG=1031,MIN=1004
3. AVG=1027,MIN=989.4

Imax:1049(H-2.0,V0.0)
(At:C=180.0,Gamma=2.0)
UNIT: cd

C Range: 0 - 360DEG
C Interval: 30.0DEG
Test Speed: HIGH
Temperature:25.3DEG
Operators:
Test Date:21 September 2026

γ Range: 0 - 180DEG
γ Interval: 1.0DEG
Test System:EVERFINE GO-2000A_V1 SYSTEM V2.0.295
Humidity:65.0%
Test Distance:14.200m [K=1.0000]
Remarks:

AAI Figure

Test:U:120.6V I:0.1691A P:20.25W PF:0.9929 Lamp Flux:2456.29x1 lm		
NAME:	TYPE:	WEIGHT:
SPEC.:	DIM.:	SERIAL No.:
MFR.:	SUR.:	Shielding Angle:

Flux out:1798 lm

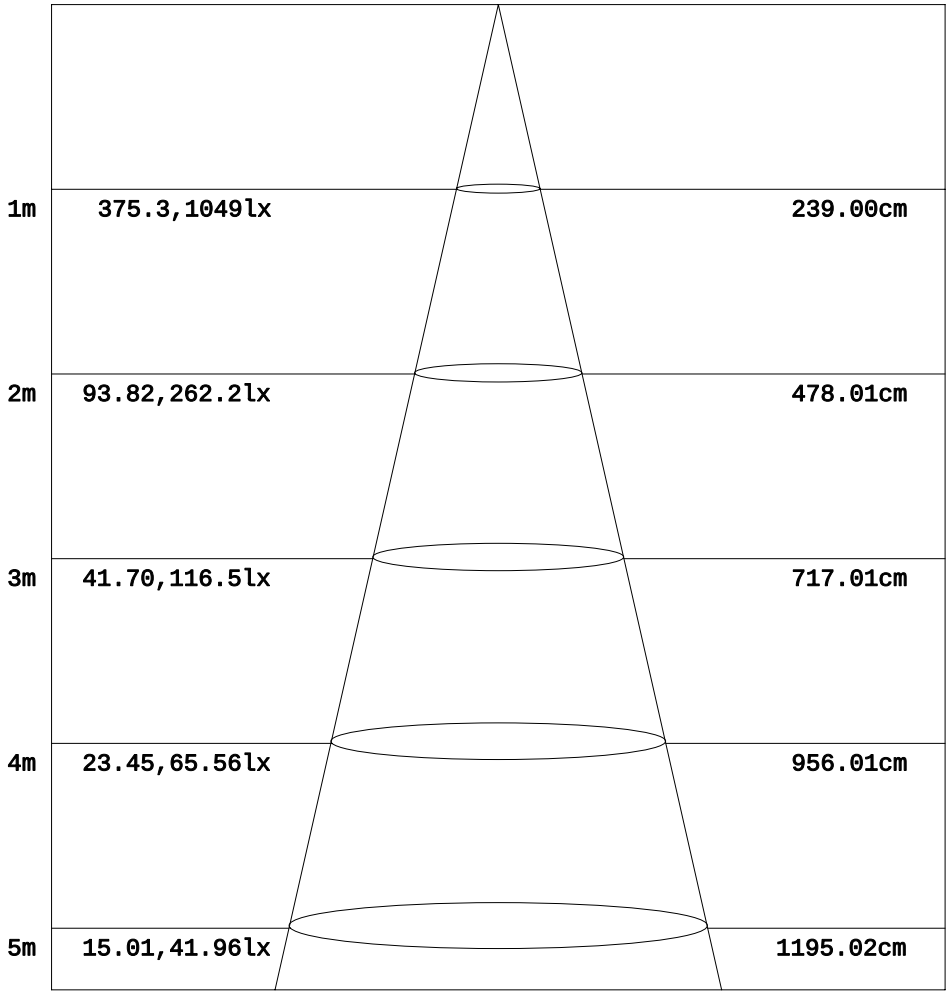

Note:The Curves indicate the illuminated area and the average illumination when the luminaire is at different distance.

C Range: 0 - 360DEG
C Interval: 30.0DEG
Test Speed: HIGH
Temperature:25.3DEG
Operators:
Test Date:21 September 2026

γ Range: 0 - 180DEG
γ Interval: 1.0DEG
Test System:EVERFINE GO-2000A_V1 SYSTEM V2.0.295
Humidity:65.0%
Test Distance:14.200m [K=1.0000]
Remarks:

ISOLUX DIAGRAM

Test:U:120.6V I:0.1691A P:20.25W PF:0.9929 Lamp Flux:2456.29x1 lm		
NAME:	TYPE:	WEIGHT:
SPEC.:	DIM.:	SERIAL No.:
MFR.:	SUR.:	Shielding Angle:

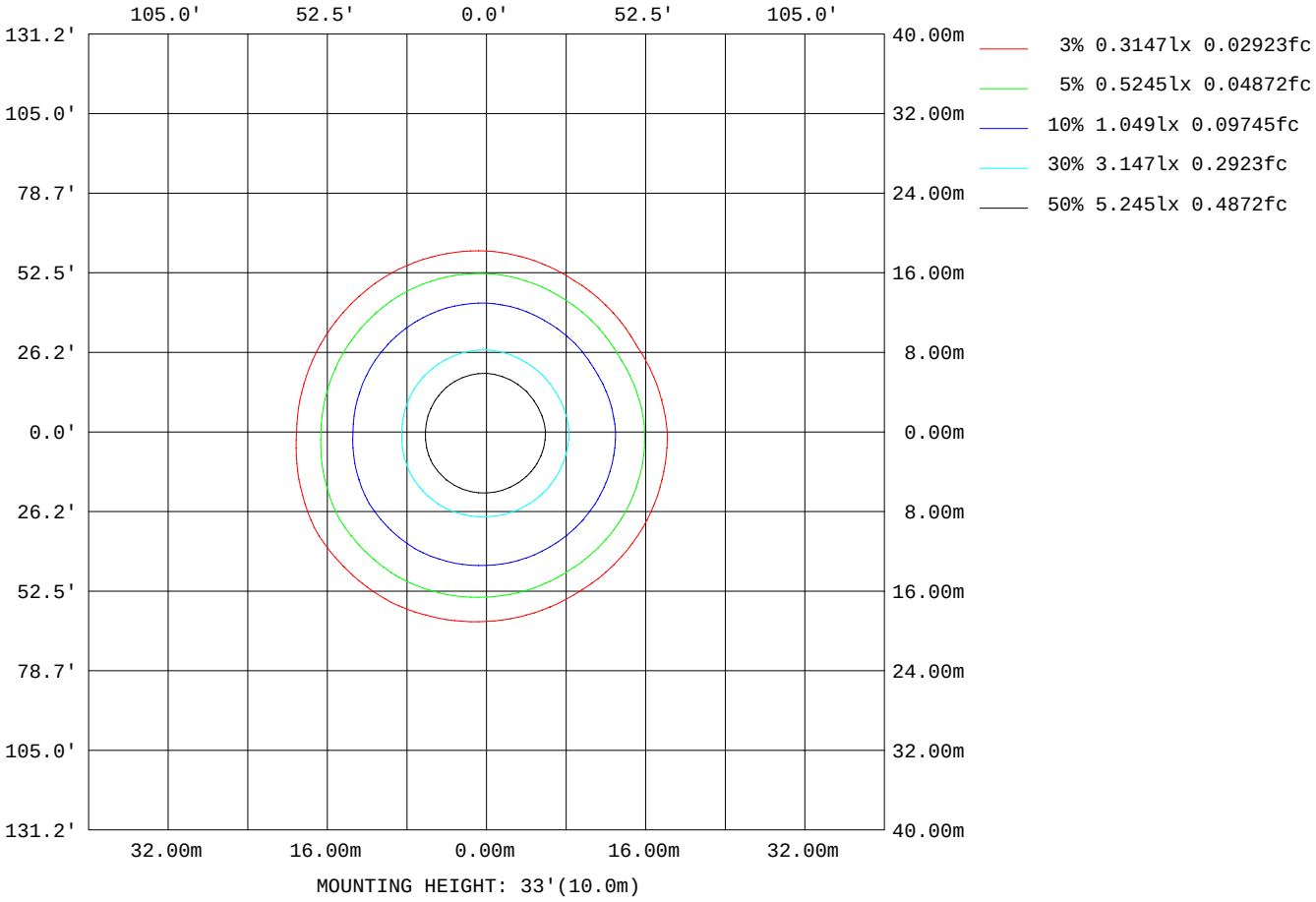

C Range: 0 - 360DEG
C Interval: 30.0DEG
Test Speed: HIGH
Temperature:25.3DEG
Operators:
Test Date:21 September 2026

γ Range: 0 - 180DEG
γ Interval: 1.0DEG
Test System:EVERFINE GO-2000A_V1 SYSTEM V2.0.295
Humidity:65.0%
Test Distance:14.200m [K=1.0000]
Remarks:

LED Avg.L Report

Test:U:120.6V I:0.1691A P:20.25W PF:0.9929 Lamp Flux:2456.29x1 lm		
NAME:	TYPE:	WEIGHT:
SPEC.:	DIM.:	SERIAL No.:
MFR.:	SUR.:	Shielding Angle:

AvgL	cd/m2
L_0~180(65)av	136289
L_0~180(75)av	59595
L_0~180(85)av	26853
L_90~270(65)av	135933
L_90~270(75)av	58902
L_90~270(85)av	25677
L_45(65)av	136117
L_45(75)av	62532
L_45(85)av	27931

Standard: GB/T 29293-2012

C Range: 0 - 360DEG
C Interval: 30.0DEG
Test Speed: HIGH
Temperature:25.3DEG
Operators:
Test Date:21 September 2026

γ Range: 0 - 180DEG
γ Interval: 1.0DEG
Test System:EVERFINE GO-2000A_V1 SYSTEM V2.0.295
Humidity:65.0%
Test Distance:14.200m [K=1.0000]
Remarks:

Planar Illuminance Curve

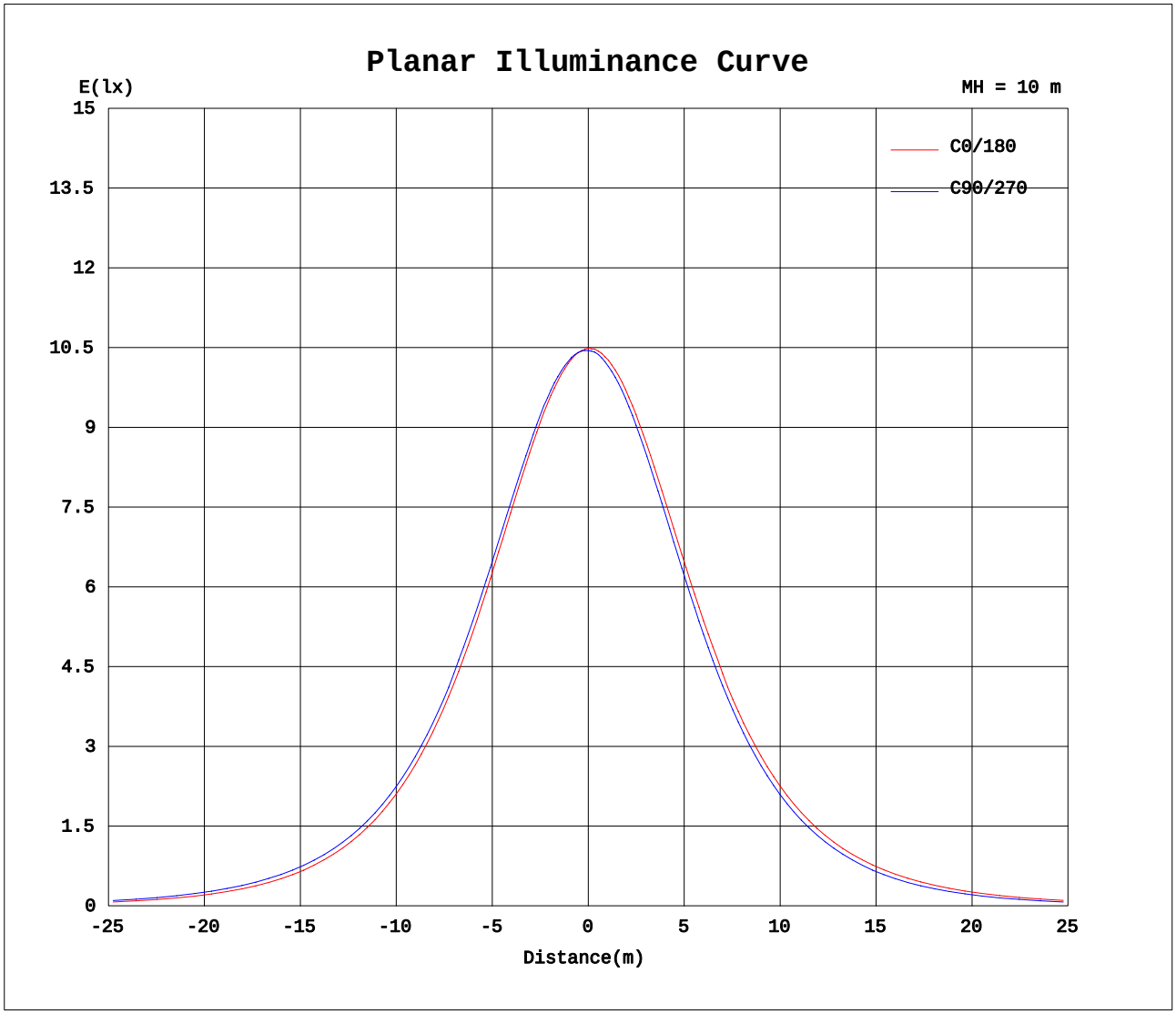

C Range: 0 - 360DEG
C Interval: 30.0DEG
Test Speed: HIGH
Temperature:25.3DEG
Operators:
Test Date:21 September 2026

γ Range: 0 - 180DEG
γ Interval: 1.0DEG
Test System:EVERFINE GO-2000A_V1 SYSTEM V2.0.295
Humidity:65.0%
Test Distance:14.200m [K=1.0000]
Remarks:

LUMINOUS DISTRIBUTION INTENSITY DATA

Test:U:120.6V I:0.1691A P:20.25W PF:0.9929 Lamp Flux:2456.29x1 lm		
NAME:	TYPE:	WEIGHT:
SPEC.:	DIM.:	SERIAL No.:
MFR.:	SUR.:	Shielding Angle:

Table--1 UNIT: cd

γ (DEG) \ C(DEG)	0	30	60	90	120	150	180	210	240	270	300	330
0	1049	1048	1047	1045	1045	1044	1049	1048	1047	1045	1045	1044
5	1040	1042	1043	1043	1046	1048	1045	1043	1041	1035	1031	1031
10	1020	1024	1026	1030	1036	1038	1031	1027	1023	1015	1007	1006
15	989	995	998	1005	1015	1018	1005	1000	994	983	971	969
20	947	956	959	969	983	987	968	960	953	940	925	922
25	895	904	909	922	940	946	921	911	904	887	868	864
30	832	842	848	865	887	893	865	854	844	824	799	797
35	760	766	779	795	823	830	795	786	768	753	722	722
40	681	689	701	717	751	753	717	710	693	675	643	641
45	596	605	618	636	671	676	637	628	611	592	557	553
50	505	516	528	549	587	592	551	541	523	502	466	460
55	407	421	433	457	496	503	459	448	430	406	369	358
60	304	320	329	359	396	408	362	346	331	305	268	256
65	200	216	225	256	295	308	260	245	229	203	167	156
70	107	120	127	155	192	205	160	146	132	110	82.8	74.9
75	46.2	52.5	56.1	73.6	100	111	77.2	68.3	60.2	48.3	35.1	31.8
80	20.5	23.5	24.9	31.6	43.1	48.3	33.0	29.4	26.0	20.7	14.7	13.2
85	4.80	7.06	8.10	13.1	19.2	21.5	13.9	11.6	8.81	4.83	0.00	0.00
90	0.00	0.00	0.00	0.00	3.29	5.39	0.00	0.00	0.00	0.00	0.00	0.00
95	0.00	0.00	0.00	0.00	0.00	0.00	0.00	0.00	0.00	0.00	0.00	0.00
100	0.00	0.00	0.00	0.00	0.00	0.00	0.00	0.00	0.00	0.00	0.00	0.00
105	0.00	0.00	0.00	0.00	0.00	0.00	0.00	0.00	0.00	0.00	0.00	0.00
110	0.00	0.00	0.00	0.00	0.00	0.00	0.00	0.00	0.00	0.00	0.00	0.00
115	0.00	0.00	0.00	0.00	0.00	0.00	0.00	0.00	0.00	0.00	0.00	0.00
120	0.00	0.00	0.00	0.00	0.00	0.00	0.00	0.00	0.00	0.00	0.00	0.00
125	0.00	0.00	0.00	0.00	0.00	0.00	0.00	0.00	0.00	0.00	0.00	0.00
130	0.40	0.16	0.11	0.00	0.00	0.00	0.00	0.05	0.22	0.37	0.51	0.45
135	0.96	0.72	0.64	0.48	0.28	0.35	0.42	0.60	0.79	0.95	1.06	0.98
140	1.55	1.30	1.20	1.06	0.88	0.94	0.98	1.15	1.35	1.52	1.59	1.51
145	2.06	1.81	1.77	1.62	1.44	1.50	1.53	1.66	1.85	2.01	2.09	1.97
150	2.53	2.28	2.25	2.13	1.97	2.04	2.05	2.18	2.34	2.48	2.52	2.39
155	2.90	2.69	2.68	2.58	2.44	2.50	2.50	2.62	2.76	2.90	2.89	2.78
160	3.23	3.08	3.06	2.99	2.82	2.90	2.93	3.04	3.12	3.24	3.27	3.14
165	3.52	3.40	3.39	3.32	3.22	3.27	3.31	3.39	3.47	3.56	3.57	3.48
170	3.73	3.67	3.69	3.60	3.53	3.58	3.63	3.72	3.75	3.80	3.83	3.76
175	3.91	3.92	3.92	3.84	3.85	3.87	3.86	3.95	3.95	3.98	4.00	3.95
180	4.04	4.06	4.06	4.06	4.04	4.07	4.06	4.06	4.10	4.02	4.04	4.06

C Range: 0 - 360DEG
C Interval: 30.0DEG
Test Speed: HIGH
Temperature:25.3DEG
Operators:
Test Date:21 September 2026

γ Range: 0 - 180DEG
γ Interval: 1.0DEG
Test System:EVERFINE GO-2000A_V1 SYSTEM V2.0.295
Humidity:65.0%
Test Distance:14.200m [K=1.0000]
Remarks: