

# WE DON'T CUT CORNERS.

**PORTOR**  
LIGHTING


SQUARE, ROUND / ROUND, SQUARE... YOUR CHOICE!

**IN STOCK**




## PT-DLSM SERIES LED SURFACE MOUNT

- Field-Adjustable CCT • Slim design • Edge-lit technology
- LED driver on-board technology • Compatible with Triac/ELV dimmers
- Easy to install on standard J-Box


| STYLE  | PART NUMBER            | WATTAGE | LUMENS |
|--|------------------------|---------|--------|
| <br>Square | PT-DLSM-S-5I-10W-3CCT  | 10W     | 600    |
|  | PT-DLSM-S-7I-15W-3CCT  | 15W     | 900    |
|  | PT-DLSM-S-9I-18W-3CCT  | 18W     | 1100   |
|  | PT-DLSM-S-12I-22W-3CCT | 22W     | 1400   |

AVAILABLE TRIM OPTIONS (Sold separately):



| STYLE   | PART NUMBER            | WATTAGE | LUMENS |
|---|------------------------|---------|--------|
| <br>Round | PT-DLSM-R-5I-10W-3CCT  | 10W     | 600    |
|   | PT-DLSM-R-7I-15W-3CCT  | 15W     | 900    |
|   | PT-DLSM-R-9I-18W-3CCT  | 18W     | 1100   |
|   | PT-DLSM-R-12I-22W-3CCT | 22W     | 1400   |

AVAILABLE TRIM OPTIONS (Sold separately):



**EM-DLSM-R-7I**

Emergency Battery Back-up for 7" LED Round Surface Mount

- Efficacy: UP TO 63 LM/W • Color Temperature: 3000K / 4000K / 5000K • Input Voltage: 120V •
- Distribution Angle: 120° • CRI: 90 • Dimmable: TRIAC/ELV DIMMERS STANDARD • Life span: 50,000 HRS •

**PORTOR**  
LIGHTING  
www.portorlighting.com

A LED Lighting Manufacturer  
1136 S. Vail Ave., Montebello, CA 90640  
Tel: 323-516-6458 • Email: info@portorindustry.com

Specification subject to change without notice.