

Catalog Number:	Project Name:	Note:	Date:	Type:
-----------------	---------------	-------	-------	-------

DESCRIPTION

Portor CAS1 series is a Round Canopy luminaire that combines high energy-efficient and slim profile aesthetics to deliver high lighting performance. Featuring a hinged mounting plate that make installation a breeze. The CAS1 Series features wattage and color selectable technology that lets the user choose between 3000K, 4000K, or 5000K.

Perfect application for parking garages, hallways, toll stations, and shopping centers.



Comes with an integrated audiojack sensor receptacle

CONSTRUCTION

Aluminum alloy design with professional light distribution technique. Grooves between hinged construction to provide excellent heat dissipation.

ELECTRICAL

Luminaire is built with the highest quality driver that is Universal Voltage (120-277V), uses long lasting, high-efficient LED packages.

OPTICAL SYSTEM

Featuring an durable, shattered resistant frosted lens with low glare that delivers high performance disbursement.

ENERGY SAVINGS

Over 60% energy savings than traditionally HID fixtures, low heat productions requires less maintenance and operation cost.

LISTING

UL Listed, DLC Premium Listed, FCC, RoHS

WARRANTY

5 year Limited Warranty, Rated for 50,000 hours.

WATTAGE	DELIVERED LUMENS	EFFICACY
20W	3,309	156 lm/W
30W	4,678	153 lm/W
40W	5,955	148 lm/W

Based on IES results @ 4000K. Actual lumens may vary.

TECHNICAL SPECIFICATION

CCT TUNABLE	3000K/4000K/5000K
CRI	80+
DIMMABLE	Continuous Dimming to 10% or below
LIGHTING ANGLE	150°
VOLTAGE	120V-277V
POWER FREQUENCY	50/60 Hz
POWER FACTOR	>0.9
THD	≤15%
WORKING TEMPERATURE	-40°F ~ 104°F
STORAGE TEMPERATURE	-40°F ~ 158°F
IP RATING	IP65 Wet Locations
WARRANTY	5 year limited
DLC PRODUCT ID	S-Z9CXGQ

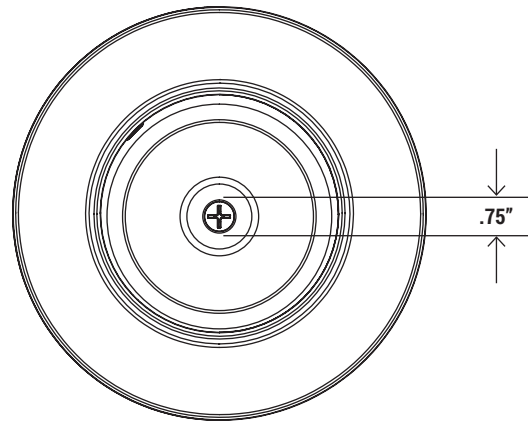
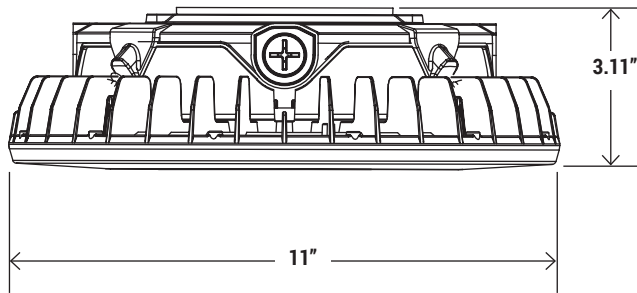


ORDERING SAMPLE: - - - -

Series	Wattage	CCT	Accessories/Options	
PT-CAS1 Round Canopy Luminaire	LW (20W/30W/40W)	3CP (3000/4000K/5000K)	Photocell PSA	Motion Sensor PT-UNI-35-PR MSS-RC-100

Catalog Number:	Project Name:	Note:	Date:	Type:
-----------------	---------------	-------	-------	-------

DIMENSION



PHOTOCELL OPTION



PSA
Adjustable Photocell

MOTION SENSOR

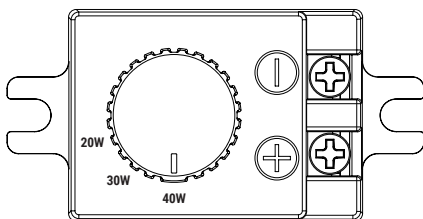


PT-UNI-35-PR
PIR Motion Sensor

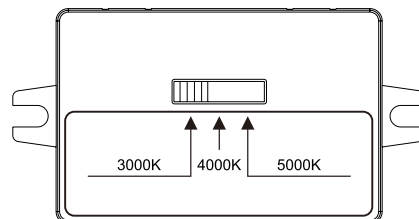


MSS-RC-100
Remote Control

ADJUST THE WATTAGE AND COLOR TEMPERATURE THROUGH THE SWITCH:



Rotate the dial to get the desired wattage.



Move the switch left and right to get the desired color temperature.