

Catalog Number:	Project Name:	Note:	Date:	Type:
-----------------	---------------	-------	-------	-------

Portor's third generation commercial grade recessed downlight is wattage and color tunable, which can be programmed with a CCT of 2700K, 3000K, 3500K, 4000K, or 5000K, eliminating the need to stock multiple color temperatures.

Ideal use for commercial complexes, hospitality, healthcare industry, schools, shopping centers, industrial areas and hotels.

Direct Mounting

NO RECESSED HOUSING NEEDED

• For Retrofit or New Construction Installation •



CONSTRUCTION

PC driver housing and aluminum baffle with architectural white finish. Standard gasket included to ensure proper seal.

INSTALLATION

The adjustable housing clips allow for installation in a large range of commercial and architectural housings ranging from 6.0"-7.4" (153-190mm). These spring action clips push up easily and fit securely for both retrofit and new construction installations.

ELECTRICAL

Luminaire is built with the highest quality LED drivers, ensuring energy efficiency. Optional emergency battery pack.

LISTING

ETL Listed, FCC, RoHS, CE & Energy Star Listed

LIFESPAN

5 year Limited Warranty, L70 50,000 hours.

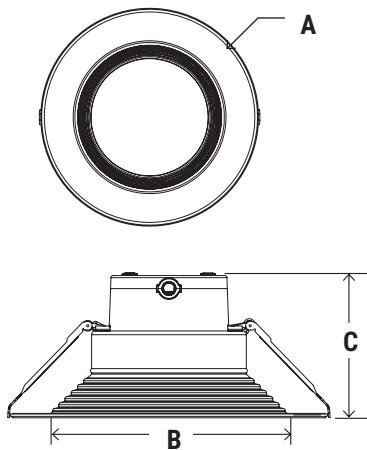
TECHNICAL SPECIFICATION

CCT	2700K/3000K/3500K/4000K/5000K
CRI	96
DIMMING	*0-10V dimming, 5-100% smooth dimming
VOLTAGE	100V-277V
POWER FREQUENCY	50/60 Hz
CURRENT	0.9 - 0.33A
POWER FACTOR	>0.9
THD	≤20%
IP RATING	IP65 Wet Location
WARRANTY	5 year limited (Standard)

*Must use 0-10v dimming wire. Not compatible for line voltage dimming.






DIMENSION











CATALOG NO.	PT-CDL-4I-12-5C3P-3	PT-CDL-6I-22-5C3P-3	PT-CDL-8I-30-5C3P-3	PT-CDL-10I-38-5C3P-3
A	5.90"	8.46"	10"	11.14"
B	3.46"	4.92"	5.23"	5.86"
C	3.59"	3.94"	4.33"	4.21"
CUT-OUT	4.3"	5.5" - 6.5"	6" - 7.5"	8.875" - 10"

Catalog Number:	Project Name:	Note:	Date:	Type:
-----------------	---------------	-------	-------	-------

ORDERING SAMPLE: PT-CDL-4I-12-5C3P-3-

PT-CDL - <input type="text"/> - <input type="text"/> - 5C3P - 3 - <input type="text"/> - <input type="text"/>							
Fixture						Controls/Sensors ³	
Series	Size	Max. Wattage	CCT/Wattage	Generation	Finish	TEELIO ¹	Analog Sensors
PT-CDL	4I (4")	12	5C3P (6W/9W/12W) (5CCT) ⁴	3	__ Blank (White) CUSTOM COLOR Powder Coating (Inquire for Details)	__ Blank  PT-BTC-6 6A Bluetooth Power Pack	__ Blank  MS-WP3 Motion Sensor
	6I (6")	22	5C3P (12W/17W/22W) (5CCT) ⁴			 PT-BTC-20 20A Bluetooth Controller	
	8I (8")	30	5C3P (17W/22W/30W) (5CCT) ⁴				
	10I (10")	38	5C3P (22W/30W/38W) (5CCT) ⁴				

Add-On³ EM Battery __ Blank  PT-EMA-8W 8W Low Output EM Battery Pack (Internal installation)  PT-EMA-25W 25W Low Output EM Battery Pack (Internal installation)	Fixture Add-on³ Mounting Option __ Blank  UNI-DLS-R 4"/6" Universal housing for new construction  RP-UNI-R-46 4"/6" Universal rough plate  RP-DLS-4I RP-DLS-6I Rough plate	Fixture Add-on³ Trims __ Blank  TRR-CDL-6I-BK TRR-CDL-8I-BK Black Smooth Trim Ring Replacement  TRR-CDL-6I-BN TRR-CDL-8I-BN Brush Nickel Smooth Trim Ring Replacement  TRR-CDL-6I-BZ TRR-CDL-8I-BZ Bronze Smooth Trim Ring Replacement	Other Option³ Warranty __ Blank (5 Year Standard) 7YR 7 Year Limited Warranty 10YR 10 Year Limited Warranty
--	---	--	--

¹DOWNLOAD THE TEELIO APP



²TRANSFORMER

PT-SDT-325 is a step-down auto-transformer designed to convert high voltage, low current power into low voltage, high current power. It has a maximum power rating of 325VA, which makes it suitable for use in a variety of applications, such as electrical power transmission, distribution, and electronic devices. Remote installation.

³SOLD SEPARATELY


⁴5CCT


2700K / 3000K / 3500K / 4000K / 5000K


Catalog Number:	Project Name:	Note:	Date:	Type:
-----------------	---------------	-------	-------	-------


LUMEN PACKAGES

(Delivered lumens are based on the actual IES results)

CATALOG NUMBER	WATTAGE	CCT	DELIVERED LUMENS	EFFICACY (LM/W)
 PT-CDL-4I-12-5C3P-3	6W	2700K	715	108
		3000K	738	112
		3500K	749	114
		4000K	752	114
		5000K	741	111
	9W	2700K	1000	110
		3000K	1012	113
		3500K	1026	116
		4000K	1029	115
		5000K	1010	111
	12W	2700K	1329	106
		3000K	1380	112
		3500K	1382	114
		4000K	1384	113
		5000K	1334	107

CATALOG NUMBER	WATTAGE	CCT	DELIVERED LUMENS	EFFICACY (LM/W)
 PT-CDL-6I-22-5C3P-3	12W	2700K	1368	114
		3000K	1408	118
		3500K	1432	121
		4000K	1433	120
		5000K	1378	114
	17W	2700K	1828	110
		3000K	1949	117
		3500K	1945	119
		4000K	1939	117
		5000K	1852	110
	22W	2700K	2300	105
		3000K	2358	111
		3500K	2438	116
		4000K	2420	114
		5000K	2268	104

CATALOG NUMBER	WATTAGE	CCT	DELIVERED LUMENS	EFFICACY (LM/W)
 PT-CDL-8I-30-5C3P-3	17W	2700K	1981	120
		3000K	2058	126
		3500K	2123	131
		4000K	2136	130
		5000K	2097	125
	22W	2700K	2627	115
		3000K	2749	121
		3500K	2847	127
		4000K	2858	125
		5000K	2730	118
	30W	2700K	3268	109
		3000K	3420	117
		3500K	3531	123
		4000K	3508	120
		5000K	3324	111

CATALOG NUMBER	WATTAGE	CCT	DELIVERED LUMENS	EFFICACY (LM/W)
 PT-CDL-10I-38-5C3P-3	22W	2700K	2177	103
		3000K	2211	106
		3500K	2263	110
		4000K	2253	108
		5000K	2167	102
	30W	2700K	2741	98
		3000K	2844	103
		3500K	2937	108
		4000K	2913	105
		5000K	2758	97
	38W	2700K	3383	92
		3000K	3688	98
		3500K	3550	104
		4000K	3688	100
		5000K	3383	91



WHAT'S IN THE BOX?
 • Fixture
 • Installation sheet

QTY/CARTON

1
PIECES