

Catalog Number:	Project Name:	Note:	Date:	Type:
-----------------	---------------	-------	-------	-------

**BAFFLE FINISH**


Portor's can-less recessed downlight with remote junction box, makes installation quick and easy. No recessed housing or junction box required. Available in 4" and featuring color selectable technology that lets the user choose between 2700K, 3000K, 3500K, 4000K, or 5000K.

Ideal use for residential housings, high-rise condominiums, the healthcare industry, universities/campuses, shopping centers and hospitality.

**120V-277V**



**CCT SELECTOR**



Easily flip the switch for desired CCT. It's that simple!

NOMINAL WATTAGE	DELIVERED LUMENS	EFFICACY
10W	751 LM @ 2700K	up to 87 lm/W
	813 LM @ 3000K	
	863 LM @ 3500K	
	871 LM @ 4000K	
	828 LM @ 5000K	

*Actual lumens may vary.*

**CONSTRUCTION**

PC driver housing and aluminum baffle trim with architectural white finish. Standard gasket included to ensure proper seal.

**ELECTRICAL**

Luminaire is built with the highest quality 120V-277V drivers, ensuring energy efficiency.

**ENERGY SAVINGS**

80% more energy savings than traditional lamps. Low heat production requires less air-conditioning requirements, further increasing energy cost savings.

**DIMMING**

0-10V dimmable.

**LISTING**

ETL Listed, FCC, RoHS, CE & Energy Star Listed

**TECHNICAL SPECIFICATION**

VOLTAGE	120V-277V
POWER FREQUENCY	60 Hz
CRI	90
CCT	2700K   3000K   3500K   4000K   5000K
BEAM ANGLE	100°
IP RATING	Suitable for wet locations
DIMMABLE	0-10V dimmable
POWER FACTOR	>0.9
OPERATING TEMP.	-4°F ~ 113°F (-20°C ~ 45°C)
WARRANTY	5 year limited



**ORDERING SAMPLE: PT-DLR-C-4I-10W-5CCT-277**

Series	Aperture	Wattage	CCT (Selectable)	Finished	*Options/Accessories				
<b>PT-DLR-C</b> Can-less Downlight with Remote J-Box	<b>4I (4")</b>	<b>10W</b>	<b>5CCT</b> (2700K / 3000K / 3500K / 4000K / 5000K)	<b>White</b> (Standard)	<table border="1"> <tr> <td>EM Battery</td> <td>Mounting</td> </tr> <tr> <td><b>Blank (no EM)</b> PT-EMG-25W</td> <td><b>Blank (no option)</b> UNI-DLS RP-DLS-4I</td> </tr> </table>	EM Battery	Mounting	<b>Blank (no EM)</b> PT-EMG-25W	<b>Blank (no option)</b> UNI-DLS RP-DLS-4I
EM Battery	Mounting								
<b>Blank (no EM)</b> PT-EMG-25W	<b>Blank (no option)</b> UNI-DLS RP-DLS-4I								

Catalog Number:	Project Name:	Note:	Date:	Type:
-----------------	---------------	-------	-------	-------

## Direct Mounting

NO RECESSED HOUSING NEEDED

• For Retrofit or New Construction Installation •

These spring-action clips push up easily and fit securely for both retrofit and new construction installations.



2700K | 3000K | 3500K | 4000K | 5000K

Sealing gasket standard

Change color temperature with the simple flip of a switch

QTY/CARTON

**24**  
PIECES

### MOUNTING OPTIONS

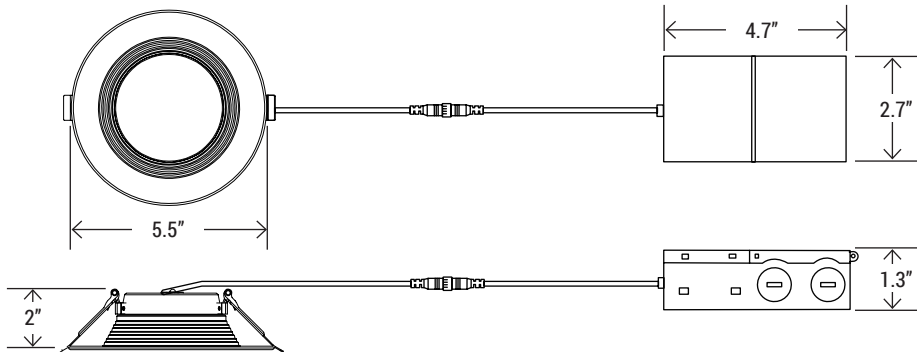


**UNI-DLS**  
4"/6" Universal Housing  
for New Construction



**RP-DLS-4I**  
4" Rough plate

### DIMENSION



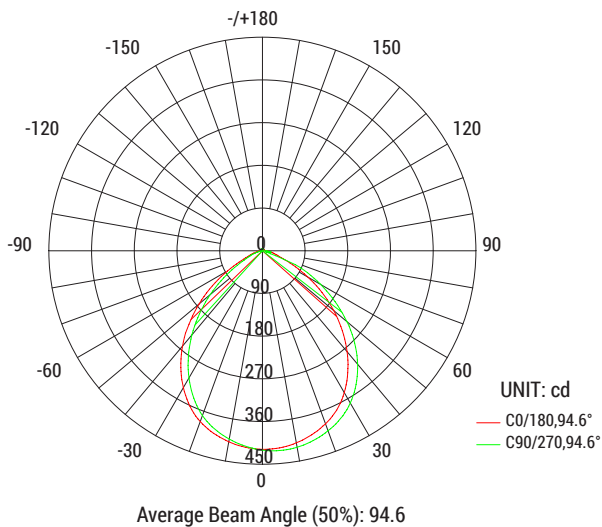
### EM OPTION



**PT-EMG-25W**  
Universal Voltage  
LED Emergency Back-up Driver

### PHOTOMETRY

For complete IES files, please visit our website.



Catalog Number:	Project Name:	Note:	Date:	Type:
-----------------	---------------	-------	-------	-------


**BAFFLE FINISH**

Portor's can-less recessed downlight with remote junction box, makes installation quick and easy. No recessed housing or junction box required. Available in 4" and featuring color selectable technology that lets the user choose between 2700K, 3000K, 3500K, 4000K, or 5000K.

Ideal use for residential housings, high-rise condominiums, the healthcare industry, universities/campuses, shopping centers and hospitality.



**CCT SELECTOR**



Easily flip the switch for desired CCT. It's that simple!

NOMINAL WATTAGE	DELIVERED LUMENS	EFFICACY
10W	704 LM @ 2700K	up to 80 lm/W
	754 LM @ 3000K	
	806 LM @ 3500K	
	799 LM @ 4000K	
	728 LM @ 5000K	

*Actual lumens may vary.*

**CONSTRUCTION**

PC driver housing and aluminum baffle trim with architectural white finish. Standard gasket included to ensure proper seal.

**ELECTRICAL**

Luminaire is built with the highest quality 120V drivers, ensuring energy efficiency.

**ENERGY SAVINGS**

80% more energy savings than traditional lamps. Low heat production requires less air-conditioning requirements, further increasing energy cost savings.

**DIMMING**

Triac dimmable. Compatible with most major brands of dimmers.

**LISTING**

ETL Listed, FCC, RoHS, CE & Energy Star Listed

**TECHNICAL SPECIFICATION**

VOLTAGE	120V
POWER FREQUENCY	60 Hz
CRI	90
CCT	2700K   3000K   3500K   4000K   5000K
BEAM ANGLE	100°
IP RATING	Suitable for wet locations
DIMMABLE	Triac dimming
POWER FACTOR	>0.9
OPERATING TEMP.	-4°F ~ 113°F (-20°C ~ 45°C)
WARRANTY	5 year limited



**ORDERING SAMPLE: PT-DLR-C-4I-10W-5CCT**

Series	Aperture	Wattage	CCT (Selectable)	Finished	*Options/Accessories				
<b>PT-DLR-C</b> Can-less Downlight with Remote J-Box	<b>4I (4")</b>	<b>10W</b>	<b>5CCT</b> (2700K / 3000K / 3500K / 4000K / 5000K)	<b>White</b> (Standard)	<table border="1"> <tr> <td>EM Battery</td> <td>Mounting</td> </tr> <tr> <td><b>Blank (no EM)</b> PT-EMG-25W</td> <td><b>Blank (no option)</b> UNI-DLS RP-DLS-4I</td> </tr> </table>	EM Battery	Mounting	<b>Blank (no EM)</b> PT-EMG-25W	<b>Blank (no option)</b> UNI-DLS RP-DLS-4I
EM Battery	Mounting								
<b>Blank (no EM)</b> PT-EMG-25W	<b>Blank (no option)</b> UNI-DLS RP-DLS-4I								

Catalog Number:	Project Name:	Note:	Date:	Type:
-----------------	---------------	-------	-------	-------

**Direct Mounting**

NO RECESSED HOUSING NEEDED

• For Retrofit or New Construction Installation •

These spring-action clips push up easily and fit securely for both retrofit and new construction installations.



2700K | 3000K | 3500K | 4000K | 5000K

Sealing gasket standard

Change color temperature with the simple flip of a switch

QTY/CARTON

**24**  
PIECES

**MOUNTING OPTIONS**

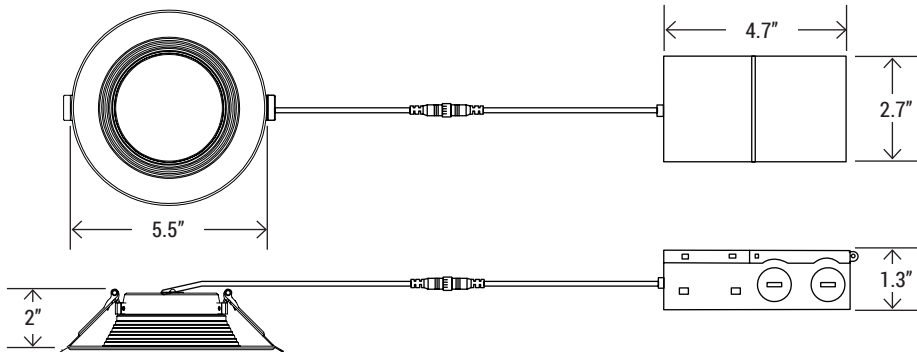


**UNI-DLS**  
4"/6" Universal Housing  
for New Construction



**RP-DLS-4I**  
4" Rough plate

**DIMENSION**

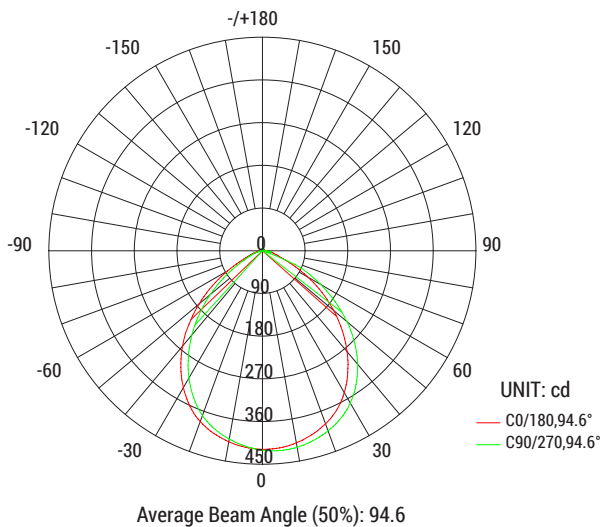


**EM OPTION**



**PT-EMG-25W**  
Universal Voltage  
LED Emergency Back-up Driver

**PHOTOMETRY** For complete IES files, please visit our website.



**COMPATIBLE DIMMERS**

LUTRON	LEVITON
<ul style="list-style-type: none"> <li>TG-600PR-WH</li> <li>S-600PR-WH</li> <li>CTCL-153PDH-WH</li> <li>SCL-153PH-WH</li> <li>GT-600P</li> <li>DVCL-153P</li> <li>TGCL-153PH-LA</li> <li>SLV-600P-AL</li> <li>DV-600PR-WH</li> <li>RNL06</li> <li>MSCL-OP153M</li> <li>IPL06</li> <li>MACL-153M//MA-R</li> </ul>	<ul style="list-style-type: none"> <li>6672</li> <li>6674</li> <li>DSL06</li> <li>PD-6WCL</li> </ul>

Catalog Number:	Project Name:	Note:	Date:	Type:
-----------------	---------------	-------	-------	-------

**BAFFLE FINISH**


Portor's can-less recessed downlight with remote junction box, makes installation quick and easy. No recessed housing or junction box required. Available in 6" and featuring color selectable technology that lets the user choose between 2700K, 3000K, 3500K, 4000K, or 5000K.

Ideal use for residential housings, high-rise condominiums, the healthcare industry, universities/campuses, shopping centers and hospitality.

**120V-277V**



**CCT SELECTOR**



Easily flip the switch for desired CCT. It's that simple!

NOMINAL WATTAGE	DELIVERED LUMENS	EFFICACY
15W	1227 LM @ 2700K	up to 88 lm/W
	1298 LM @ 3000K	
	1331 LM @ 3500K	
	1365 LM @ 4000K	
	1277 LM @ 5000K	

*Actual lumens may vary.*

**CONSTRUCTION**

PC driver housing and aluminum baffle trim with architectural white finish. Standard gasket included to ensure proper seal.

**ELECTRICAL**

Luminaire is built with the highest quality 120V-277V drivers, ensuring energy efficiency.

**ENERGY SAVINGS**

80% more energy savings than traditional lamps. Low heat production requires less air-conditioning requirements, further increasing energy cost savings.

**DIMMING**

0-10V dimmable.

**LISTING**

ETL Listed, FCC, RoHS, CE & Energy Star Listed

**TECHNICAL SPECIFICATION**

VOLTAGE	120V-277V
POWER FREQUENCY	60 Hz
CRI	90
CCT	2700K   3000K   3500K   4000K   5000K
BEAM ANGLE	100°
IP RATING	Suitable for wet locations
DIMMABLE	0-10V dimmable
POWER FACTOR	>0.9
OPERATING TEMP.	-4°F ~ 113°F (-20°C ~ 45°C)
WARRANTY	5 year limited



**ORDERING SAMPLE: PT-DLR-C-6I-15W-5CCT-277**

Series	Aperture	Wattage	CCT (Selectable)	Finished	*Options/Accessories				
<b>PT-DLR-C</b> Can-less Downlight with Remote J-Box	6I (6")	15W	5CCT (2700K / 3000K / 3500K / 4000K / 5000K)	White (Standard)	<table border="1"> <tr> <td>EM Battery</td> <td>Mounting</td> </tr> <tr> <td>Blank (no EM) PT-EMG-25W</td> <td>Blank (no option) UNI-DLS RP-DLS-4I</td> </tr> </table>	EM Battery	Mounting	Blank (no EM) PT-EMG-25W	Blank (no option) UNI-DLS RP-DLS-4I
EM Battery	Mounting								
Blank (no EM) PT-EMG-25W	Blank (no option) UNI-DLS RP-DLS-4I								


Catalog Number:	Project Name:	Note:	Date:	Type:
-----------------	---------------	-------	-------	-------

## Direct Mounting

NO RECESSED HOUSING NEEDED

• For Retrofit or New Construction Installation •

These spring-action clips push up easily and fit securely for both retrofit and new construction installations.



QTY/CARTON

**24**

PIECES

## MOUNTING OPTIONS



**UNI-DLS**  
4 5/8" Universal Housing  
for New Construction

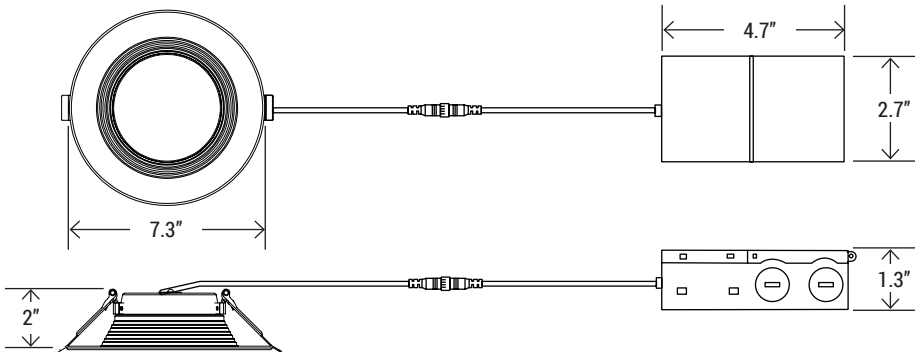


**RP-DLS-6I**  
6" Rough plate

Sealing gasket standard

Change color temperature with the simple flip of a switch

## DIMENSION



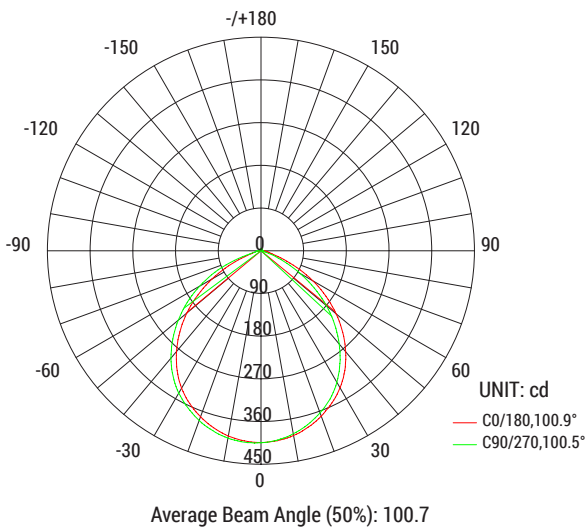
## EM OPTION



**PT-EMG-25W**  
Universal Voltage  
LED Emergency Back-up Driver

## PHOTOMETRY

For complete IES files, please visit our website.





Catalog Number:	Project Name:	Note:	Date:	Type:
-----------------	---------------	-------	-------	-------


**BAFFLE FINISH**

Portor's can-less recessed downlight with remote junction box, makes installation quick and easy. No recessed housing or junction box required. Available in 6" and featuring color selectable technology that lets the user choose between 2700K, 3000K, 3500K, 4000K, or 5000K.

Ideal use for residential housings, high-rise condominiums, the healthcare industry, universities/campuses, shopping centers and hospitality.



**CCT SELECTOR**



Easily flip the switch for desired CCT. It's that simple!

NOMINAL WATTAGE	DELIVERED LUMENS	EFFICACY
15W	1151 LM @ 2700K	up to 88 lm/W
	1254 LM @ 3000K	
	1331 LM @ 3500K	
	1326 LM @ 4000K	
	1198 LM @ 5000K	

*Actual lumens may vary.*

**CONSTRUCTION**

PC driver housing and aluminum baffle trim with architectural white finish. Standard gasket included to ensure proper seal.

**ELECTRICAL**

Luminaire is built with the highest quality 120V drivers, ensuring energy efficiency.

**ENERGY SAVINGS**

80% more energy savings than traditional lamps. Low heat production requires less air-conditioning requirements, further increasing energy cost savings.

**DIMMING**

Triac dimmable. Compatible with most major brands of dimmers.

**LISTING**

ETL Listed, FCC, RoHS, CE & Energy Star Listed

**TECHNICAL SPECIFICATION**

VOLTAGE	120V
POWER FREQUENCY	60 Hz
CRI	90
CCT	2700K   3000K   3500K   4000K   5000K
BEAM ANGLE	100°
IP RATING	Suitable for wet locations
DIMMABLE	Triac dimming
POWER FACTOR	>0.9
OPERATING TEMP.	-4°F ~ 113°F (-20°C ~ 45°C)
WARRANTY	5 year limited



**ORDERING SAMPLE: PT-DLR-C-6I-15W-5CCT**

Series	Aperture	Wattage	CCT (Selectable)	Finished	*Options/Accessories				
<b>PT-DLR-C</b> Can-less Downlight with Remote J-Box	<b>6I</b> (6")	<b>15W</b>	<b>5CCT</b> (2700K / 3000K / 3500K / 4000K / 5000K)	<b>White</b> (Standard)	<table border="1"> <tr> <td>EM Battery</td> <td>Mounting</td> </tr> <tr> <td><b>Blank</b> (no EM) PT-EMG-25W</td> <td><b>Blank</b> (no option) UNI-DLS RP-DLS-4I</td> </tr> </table>	EM Battery	Mounting	<b>Blank</b> (no EM) PT-EMG-25W	<b>Blank</b> (no option) UNI-DLS RP-DLS-4I
EM Battery	Mounting								
<b>Blank</b> (no EM) PT-EMG-25W	<b>Blank</b> (no option) UNI-DLS RP-DLS-4I								

Catalog Number:	Project Name:	Note:	Date:	Type:
-----------------	---------------	-------	-------	-------

**Direct Mounting**

NO RECESSED HOUSING NEEDED

• For Retrofit or New Construction Installation •

These spring-action clips push up easily and fit securely for both retrofit and new construction installations.



2700K | 3000K | 3500K | 4000K | 5000K

QTY/CARTON

**24**

PIECES

**MOUNTING OPTIONS**



**UNI-DLS**  
4 5/8" Universal Housing  
for New Construction

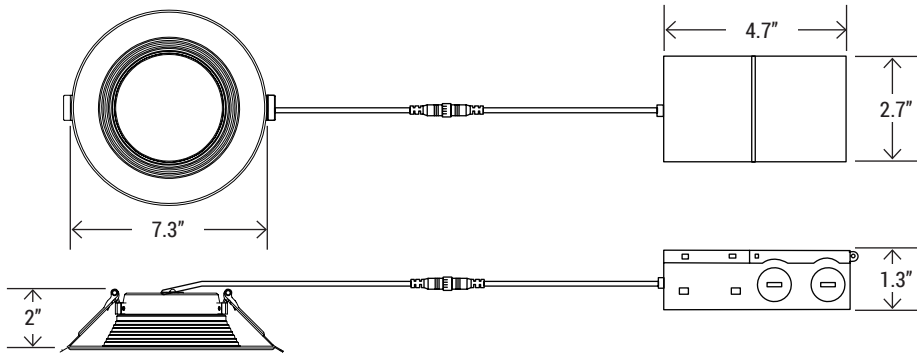


**RP-DLS-6I**  
6" Rough plate


Sealing gasket standard

Change color temperature with the simple flip of a switch

**DIMENSION**

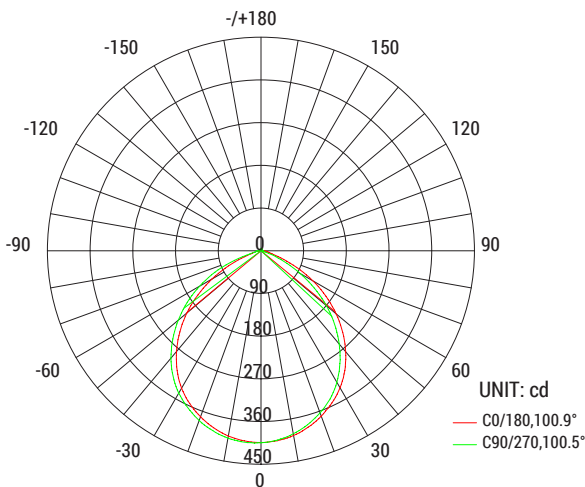


**EM OPTION**



**PT-EMG-25W**  
Universal Voltage  
LED Emergency Back-up Driver

**PHOTOMETRY** For complete IES files, please visit our website.



Average Beam Angle (50%): 100.7

**COMPATIBLE DIMMERS**

LUTRON	LEVITON
• TG-600PR-WH	• 6672
• S-600PR-WH	• 6674
• CTCL-153PDH-WH	• DSL06
• SCL-153PH-WH	• PD-6WCL
• GT-600P	
• DVCL-153P	
• TGCL-153PH-LA	
• SLV-600P-AL	
• DV-600PR-WH	
• RNL06	
• MSCL-OP153M	
• IPL06	
• MACL-153M//MA-R	