

Catalog Number:	Project Name:	Note:	Date:	Type:
-----------------	---------------	-------	-------	-------

Portor's Next Generation Die-Cast Linear High Bay provides high performance, efficient, and quality light output—perfect for high ceiling commercial applications. Built with a durable die-cast frame, this fixture is designed to withstand high temperatures up to 131°F, making it ideal for tough environments. It also features Lens Flex technology, allowing users to change the lens to adjust the beam angle for various lighting needs. Portor can provide in-house installation solutions for accessories such as motion sensors or emergency battery back-ups, helping reduce labor costs and installation lead time.

Ideal for use in commercial spaces such as large warehouses, parking and storage garages, gymnasiums, and retail stores with high ceilings.



LENSFLEX
Standard/Aisle Lens Included

3CCT
SELECTOR

WATTAGE
SELECTOR

CONSTRUCTION

Sleek slim design high bay with durable and solid form factor frame. Made out of quality aluminium alloy body with white finish.

OPTICS

High performance light output perfect for high ceiling. Optic lens designed to reduce glare and improve light distribution through precision lens optics. 90° x 90° Lens installed and a 45° x 90° Lens (Aisle Lens) is included.

ELECTRICAL

Luminaire is built with the highest quality driver that is Universal Voltage (120V-277V) Long life, high-efficacy, micro-power LEDs. Continuous dimming (0-10V) comes standard

MOUNTING

Comes standard with V-Hooks and chains.

CONTROLS

Options available for occupancy sensors with daylight harvesting function, TEELIO Bluetooth lighting controls, and Lutron AWN.

LISTING

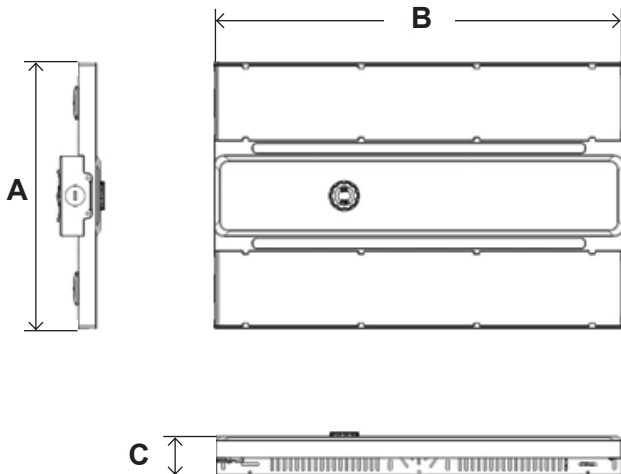
UL Listed, DLC Premium Listed.

LIFESPAN

L70 Rated for 100,000 hours

TECHNICAL SPECIFICATION





CCT	3500K/4000K/5000K
CRI	80
DIMMING	0-10V dimming
VOLTAGE	120V-277V
POWER FREQUENCY	50/60 Hz
POWER FACTOR	0.9
CURRENT	.88A - 2.5A
THD	20%
WORKING TEMP	-40°F ~ 131°F
IP RATING	Suitable for damp locations
WARRANTY	5 year limited







CATALOG NO.	PT-LHD-150	PT-LHD-215	PT-LHD-320
A	10.92"	11.76"	12.48"
B	14.16"	18"	22.8"
C	1.68"	1.68"	1.68"
Net Weight	4.5 lbs	6 lbs	7.5 lbs
Gross Weight	6.5 lbs	8.5 lbs	9.5 lbs


Catalog Number:	Project Name:	Note:	Date:	Type:
-----------------	---------------	-------	-------	-------


ORDERING SAMPLE: **PT-LHD-150-3CP-EMD-16W-UNI-35-PR-WG-HBL4-2FT**

PT-LHD	-		-	3CP	-		-	
Fixture			Controls/Sensors (Sold separately)					
Series	Size	CCT/Wattage	TEELIO ¹		Analog Sensors		Lutron AWN	
PT-LHD	150 (14")	3CP (110W/130W/150W) (35K/40K/50K)	<div>__ Blank</div> <div></div> <div>PT-BTC-6 6A Bluetooth Power Pack</div>		<div>__ Blank</div> <div></div> <div>PT-UNI-35-PR Dimmable PIR Motion Sensor with Daylight Harvesting</div>		<div>__ Blank</div> <div></div> <div>AWN-RF RF only Athena Wireless Node (white) Lutron Model #: A-WN-D01-RF-WH</div>	
	215 (18")	3CP (165W/180W/215W) (35K/40K/50K)	<div></div> <div>PT-BTN Internally Installed Low Voltage Bluetooth Node</div>					
	320 (22")	3CP (255W/290W/320W) (35K/40K/50K)						


	-		-		-		-		-	
Adds-On		Mounting		Fixture Add-on (Sold separately)				Other Option		
EM Battery		EM Battery		Transformer ²		Whips		Warranty		
<div>__ Blank</div> <div></div> <div>PT-EMD-16W 16W DC Eergency Battery Pack</div> <div>PT-EMD-32W 32W DC Eergency Battery Pack</div>		<div>__ Blank (V-hooks/Chains included)</div>		<div>__ Blank</div> <div></div> <div>PT-SDT-325 325 VA Step down Transformer</div>		<div>__ Blank</div> <div></div> <div>MC-5W-SC-6F MC-6W-SC-6F (screw) 6FT 5 Wire MC Whip 6FT 6 Wire MC Whip</div> <div></div> <div>MC-5W-SN-HD-6F MC-6W-SN-HD-6F (snap) 6FT 5 Wire MC Whip 6FT 6 Wire MC Whip</div>		<div>__ Blank (5 year standard)</div> <div>7YR 7-year Limited Warranty</div> <div>10YR 10-year Limited Warranty</div>		


¹ **DOWNLOAD THE TEELIO APP**





² **TRANSFORMER**







PT-SDT-325 is a step-down auto-transformer designed to convert high voltage, low current power into low voltage, high current power. It has a maximum power rating of 325VA, which makes it suitable for use in a variety of applications, such as electrical power transmission, distribution, and electronic devices.


Catalog Number:	Project Name:	Note:	Date:	Type:
-----------------	---------------	-------	-------	-------


LUMEN PACKAGES

(Delivered lumens are based on the actual IES results)

CATALOG NUMBER	WATTAGE	CCT	DELIVERED LUMENS	EFFICACY (LM/W)	DLC ID
 PT-LHD-150-3CP	110W	3500K	16,344	148	S-4328VB
		4000K	17,277	157	
		5000K	16,884	153	
	130W	3500K	18,717	144	
		4000K	20,056	154	
		5000K	19,340	149	
	150W	3500K	20,800	138	
		4000K	22,100	152	
		5000K	21,400	142	

CATALOG NUMBER	WATTAGE	CCT	DELIVERED LUMENS	EFFICACY (LM/W)	DLC ID
 PT-LHD-215-3CP	165W	3500K	23,206	141	S-R2GXNC
		4000K	24,172	146	
		5000K	23,373	142	
	180W	3500K	25,006	139	
		4000K	26,197	146	
		5000K	25,188	140	
	215W	3500K	30,000	141	
		4000K	31,300	152	
		5000K	30,500	143	

CATALOG NUMBER	WATTAGE	CCT	DELIVERED LUMENS	EFFICACY (LM/W)	DLC ID
 PT-LHD-320-3CP	255W	3500K	36,119	142	S-ZJ5ZMX
		4000K	37,816	148	
		5000K	36,278	142	
	290W	3500K	39,958	138	
		4000K	42,028	145	
		5000K	40,103	138	
	320W	3500K	44,400	140	
		4000K	46,000	150	
		5000K	45,200	143	



WHATS IN THE BOX?

- Fixture
- 45° x 90° Lens (Aisle Lens)
- V-Hooks & Chains
- Installation Sheet

QTY/CARTON

1
PIECES