

Catalog Number:	Project Name:	Note:	Date:	Type:
-----------------	---------------	-------	-------	-------

The High-Output LS-HO series is a slim, light weight and energy efficient luminaire that is equipped with 0-10V dimming capability and a field-adjustable CCT and wattage selector.

The fixture includes standard surface mounting kit excellent for utility applications such as parking garage, warehouse, hallway, storage facility, restrooms and stairwell.



CONSTRUCTION

The luminaire features matte white finish and galvanized housing. T-bar mounting hole make it easy for installation, and multiple knock-outs provide options for occupancy sensor.

OPTICAL SYSTEM

Luminaire is built with the highest quality driver that is Universal Voltage (120V-277V), uses long lasting, high-efficient LED package.

LENS

Frosted lens diffuser reduces glare and improves overall light output.

SENSOR READY

Motion sensor and daylight harvesting sensor available, for factory installation.

ENERGY SAVINGS

Over 50% energy savings than traditionally fluorescent fixtures, low heat productions requires less maintenance and operation cost.

LISTING

UL Listed, DLC Listed.

WARRANTY

5 year Limited Warranty

	WATTAGE	DELIVERED LUMENS	EFFICACY
4'	44W/60W/80W	11,000	143 lm/W
8'	112W/126W/142W	18,000	126 lm/W

Based on the highest wattage @ 4000K default setting, 80 CRI. Actual lumens may vary.

TECHNICAL SPECIFICATION

CCT	3500K/4000K/5000K
CRI	80+
DIMMABLE	0-10V dimming
VOLTAGE	120V-277V
POWER FREQUENCY	50/60 Hz
POWER FACTOR	>0.9
THD	≤10%
WORKING TEMPERATURE	-40°F ~ 122°F
STORAGE TEMPERATURE	-40°F ~ 158°F
IP RATING	IP44, Suitable for damp locations
WARRANTY	5 year limited
DLC PRODUCT ID 4'	S-N36D1H
DLC PRODUCT ID 8'	S-V1WYS2



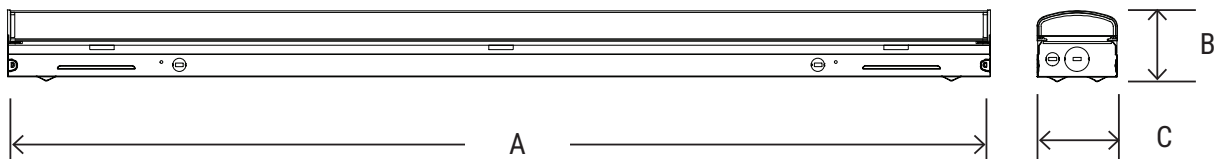
ORDERING SAMPLE: - - - - -

Series	Size	CCT/Wattage
PT-LS-HO High-Output Linear Strip Luminaire	4F (4-footer)	3CP (3500K/4000K/5000K) (44W/60W/80W)
	8F (8-footer)	3CP (3500K/4000K/5000K) (112W/126W/142W)

Accessories/Options		
EM Battery	Sensor	Mounting
___ Blank PT-EMN-15W-050	___ Blank PT-UNI-35-PR ELB-UNI-35 (Required) MSH- RC2 (Required)	___ Blank (Standard surface mount) A-CBL WG-LS1-4F CON-LS1

Catalog Number:	Project Name:	Note:	Date:	Type:
-----------------	---------------	-------	-------	-------

DIMENSION



DIMENSION	PT-LS-HO-8FT	PT-LS-HO-4FT
A	94.2"	47.3"
B	2.52"	2.52"
C	2.83"	2.83"

QTY/BOX

6

MOUNTING OPTION



SM
Surface mount (Standard)
Comes with junction cover

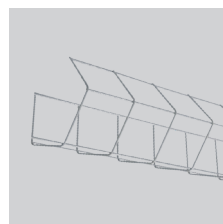


A-CBL
Hanging wire for
strip light



CON-LS1
Connector

WIRE GUARD OPTION



WG-LS1-4F
Wire guard for 4-ft LS

*(For 8-ft fixtures,
two WG-LS1-4F are needed)*

EM BATTERY OPTION



PT-EMN-15W-050
LED Emergency Driver

SENSOR OPTION



PT-UNI-35-PR
Dimmable PIR
Motion Sensor

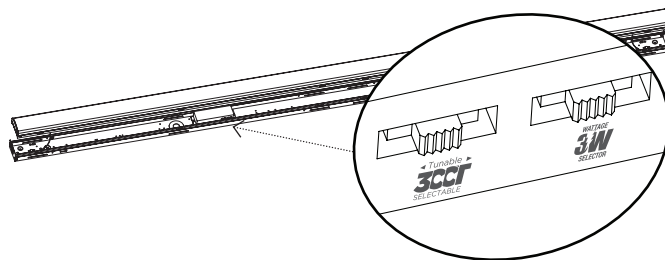


ELB-UNI-35
Elbow for
UNI-35-NDP
(Required)



MSH-RC2
Intelligent Control
Unit (Required)

CCT AND WATTAGE SELECTOR



- DIP switches are located onto the drive box.
- Select a wattage and color temperature by sliding switch left or right respectively to the desired value.