

| | | | | |
|-----------------|---------------|-------|-------|-------|
| Catalog Number: | Project Name: | Note: | Date: | Type: |
|-----------------|---------------|-------|-------|-------|

Portor's **Sensor Ready TRO** luminaire, combined with TEELIO's PT-MS-BT sensor, offers seamless integration for a fully smart bluetooth lighting system. Effortlessly control fixtures right from your hand. The Sensor Ready TRO luminaire features wattage and CCT selectability, eliminating the need to stock multiple color temperatures.

Ideal use for office spaces, walkways, schools/campuses, shopping centers, hospitality and health care industry.



CONSTRUCTION

Constructed of one-piece ribbed unitized housing and corners that interlock, preventing damage to luminaire. All sides and corners are turned in and hemmed, removing sharp edges for safe handling and installation.

ELECTRICAL

Luminaire is built with the highest quality 120-277VAC drivers.

OPTICAL SYSTEM

Designed to reduce glare and improve light distribution through precision formed lens optics.

CONTROLS

Sensor ready fixture (consult factory) to maximize energy savings.

LISTING

UL Listed, DLC Premium Listed, RoHS



Scan the QR code to download the TEELIO app and unlock the full experience of being in complete control. Start enjoying seamless, intuitive management at your fingertips.



| WATTAGE | DELIVERED LUMENS | EFFICACY |
|---------|------------------|----------------|
| 25W | 3,511 | up to 145 lm/W |
| 30W | 4,150 | |
| 35W | 4,753 | |

Based on actual IES results @ 4000K setting. Actual lumens may vary.

TECHNICAL SPECIFICATION

| | |
|---------------------|-----------------------------|
| CCT | 3500K/4000K/5000K |
| CRI | 80 |
| DIMMABLE | 0-10V dimmable |
| BEAM ANGLE | 120° |
| VOLTAGE | 120V-277V, 50/60 Hz |
| MAX. CURRENT (A) | 0.29mA |
| POWER FACTOR | >0.9 |
| THD | ≤20% |
| LIFETIME | L70 > 100,000 hours |
| WORKING TEMPERATURE | -40°F ~ 122°F |
| IP RATING | Suitable for damp locations |
| WARRANTY | 5 year limited warranty |
| DLC PRODUCT ID | XXXXXX |




ORDERING SAMPLE: - - - - - - -

| Series | Size | CCT/ Wattage | Capability | Accessories/Options (Sold separately) | | | |
|--------|--------------|---|-------------------|---------------------------------------|---------------------------|---------------------|----------------------------|
| | | | | Sensor | EM Battery | Mounting Kit | MC Cable |
| PT-TRO | 14 (1' x 4') | 3CP (3500K/4000K/5000K) (25W/30W/35W) | SR (Sensor Ready) | PT-MS-BT | _____ blank PT-EM1-15W | SMK-TRO-14 FK-14 | MC-5W-SC-6F MC-6W-SC-6F |

| | | | | |
|-----------------|---------------|-------|-------|-------|
| Catalog Number: | Project Name: | Note: | Date: | Type: |
|-----------------|---------------|-------|-------|-------|

DIMENSION



QTY/CARTON

2

PIECE

Net Weight: **6.1 lbs**

Gross Weight: **7.2 lbs**

MOTION SENSOR



PT-MS-BT
Bluetooth
Motion Sensor

EM OPTION




PT-EM1-15W
LED Emergency Driver

MOUNTING KIT



SMK-TRO-14
1'x4' Troffer Surface Mount Kit



FK-14
1'x4' Flange Kit

MC CABLES




MC-5W-SC-6F
MC-6W-SC-6F
MC Cables

PERFORMANCE

| WATTAGE | DELIVERED LUMENS | EFFICACY |
|---------|------------------|----------|
| 25W | 3,378 @ 3000K | 135 lm/W |
| | 3,511 @ 4000K | 145 lm/W |
| | 3,475 @ 5000K | 138 lm/W |
| 30W | 3,973 @ 3000K | 131 lm/W |
| | 4,150 @ 4000K | 143 lm/W |
| | 4,086 @ 5000K | 135 lm/W |
| 35W | 4,543 @ 3000K | 128 lm/W |
| | 4,753 @ 4000K | 140 lm/W |
| | 4,654 @ 5000K | 131 lm/W |

WATTAGE AND CCT SELECTOR

DEFAULT SETTING: **35W @ 5000K**



Easily flip the switch for desired Wattage and CCT.

