

Catalog Number:	Project Name:	Note:	Date:	Type:
-----------------	---------------	-------	-------	-------

Portor's TRO-HO is High-Output luminaire with field-adjustable, and can be programmed with a CCT of 3500K, 4000K, or 5000K, eliminating the need to stock multiple color temperatures.

Ideal use for office spaces, walkways, schools/campuses, shopping centers, hospitality and health care industry.



**HIGH OUTPUT TROFFER**



## CONSTRUCTION

Constructed of one-piece ribbed unitized housing and corners that interlock, preventing damage to luminaire. All sides and corners are turned in and hemmed, removing sharp edges for safe handling and installation.

## ELECTRICAL

Luminaire is built with the highest quality 120-277VAC drivers.

## OPTICAL SYSTEM

Designed to reduce glare and improve light distribution through precision formed lens optics.

## DIMMING

0-10V dimmable standard

## CONTROLS

Option available for dimmers and occupancy sensors (consult factory) to maximize energy savings.

## LISTING

UL Listed, RoHS

## WARRANTY

5 Years Limited Warranty

WATTAGE	DELIVERED LUMENS	EFFICACY
30W	3,991	up to 146 lm/W
35W	4,594	
40W	5,162	

*Based on 4000K setting. Actual lumens may vary.*

## TECHNICAL SPECIFICATION

CCT	3500K/4000K/5000K
CRI	80
DIMMABLE	0-10V dimmable
BEAM ANGLE	120°
VOLTAGE	120V-277V, 50/60 Hz
POWER FACTOR	>0.9
THD	≤20%
WORKING TEMPERATURE	-40°F ~ 122°F
IP RATING	Suitable for damp locations
WARRANTY	5 year limited
DLC PRODUCT ID	S-01LZ7X


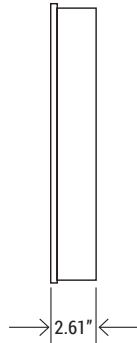
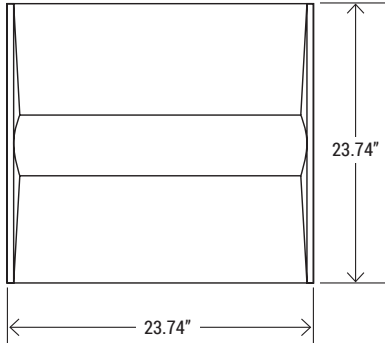


ORDERING SAMPLE:  -  -  -  -

Series	Size	CCT/Wattage	Accessories/Options	
<b>PT-TRO-HO</b> High Output Troffer	<b>22</b> (2' x 2')	<b>3CP</b> (3500K/4000K/5000K) (25W/30W/35W)	Sensor	EM Battery
			MS or blank	EM or blank

Catalog Number:	Project Name:	Note:	Date:	Type:
-----------------	---------------	-------	-------	-------

## DIMENSION



Easily flip the switch for desired Wattage and CCT.



## MOTION SENSOR

## OPTIONS




**MS**  
Motion Sensor

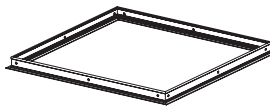


**EM**  
LED Emergency Driver

## MOUNTING KIT



**SMK-TR0-22**  
2'x2' Troffer Surface Mount Kit



**FK-22**  
2'x2' Flange Kit

Catalog Number:	Project Name:	Note:	Date:	Type:
-----------------	---------------	-------	-------	-------

Portor's TRO-HO is High-Output luminaire with field-adjustable, and can be programmed with a CCT of 3500K, 4000K, or 5000K, eliminating the need to stock multiple color temperatures.

Ideal use for office spaces, walkways, schools/campuses, shopping centers, hospitality and health care industry.

**HIGH OUTPUT TROFFER**



**CONSTRUCTION**

Constructed of one-piece ribbed unitized housing and corners that interlock, preventing damage to luminaire. All sides and corners are turned in and hemmed, removing sharp edges for safe handling and installation.

**ELECTRICAL**

Luminaire is built with the highest quality 120-277VAC drivers.

**OPTICAL SYSTEM**

Designed to reduce glare and improve light distribution through precision formed lens optics.

**DIMMING**

0-10V dimmable standard

**CONTROLS**

Option available for dimmers and occupancy sensors (consult factory) to maximize energy savings.

**LISTING**

UL Listed, RoHS

**WARRANTY**

5 Years Limited Warranty

WATTAGE	DELIVERED LUMENS	EFFICACY
42W	5,643	up to 148 lm/W
54W	7,260	
65W	8,817	

*Based on 4000K setting. Actual lumens may vary.*

**TECHNICAL SPECIFICATION**

CCT	3500K/4000K/5000K
CRI	80
DIMMABLE	0-10V dimmable
BEAM ANGLE	120°
VOLTAGE	120V-277V, 50/60 Hz
POWER FACTOR	>0.9
THD	≤20%
WORKING TEMPERATURE	-40°F ~ 122°F
IP RATING	Suitable for damp locations
WARRANTY	5 year limited
DLC PRODUCT ID	S-RB3BGG


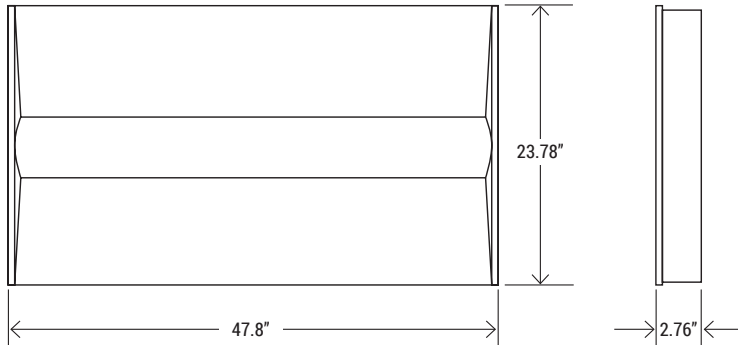


ORDERING SAMPLE:  -  -  -  -

Series	Size	CCT/Wattage	Accessories/Options	
<b>PT-TRO-HO</b> High Output Troffer	<b>24</b> (2' x 4')	<b>3CP</b> (3500K/4000K/5000K) (42W/54W/65W)	Sensor	EM Battery
			MS or blank	EM or blank

Catalog Number:	Project Name:	Note:	Date:	Type:
-----------------	---------------	-------	-------	-------

## DIMENSION



Easily flip the switch for desired Wattage and CCT.



## MOTION SENSOR

## OPTIONS



MS  
Motion Sensor



EM  
LED Emergency Driver

## MOUNTING KIT



SMK-TRO-24  
2'x4' Troffer Surface Mount Kit



FK-24  
2'x4' Flange Kit