

| | | | | |
|-----------------|---------------|-------|-------|-------|
| Catalog Number: | Project Name: | Note: | Date: | Type: |
|-----------------|---------------|-------|-------|-------|

The PT-VS Vapor-Seal Wide series offers an industry-leading performance with deep energy savings and continuous dimming. This fixture is manufactured and designed using a gasketed enclosure to protect against dust, humidity and liquid spray. Easy installation for both surface-mount and suspended mount.

Perfect application for factories, tunnels, car washes, laboratories, cold storage, food processing and for vessels.



CONSTRUCTION

Durable polycarbonate housing and lens combined with stainless steel clips offer protection against dust, humidity and water spray. 5VA housing the highest classification in the UL94 Standard. Pre-fabricated paint with matte white finished. Wide profile design makes it easy for installation.

OPTICAL SYSTEM

Frosted polycarbonate lens reduces glare and improves overall energy efficiency.

ELECTRICAL

Luminaire is built with the highest quality driver that is universal voltage (120-277V), uses highly-efficient LED packages to ensure cool temperatures for long lasting life span.

CONTROLS

Options available for occupancy sensors with daylight harvesting function, TEELIO Bluetooth lighting controls, and Analog sensor.

LISTING

UL Listed, IP66 Rated, NEMA 4X, NSF, RoHS, DLC Premium

LIFESPAN

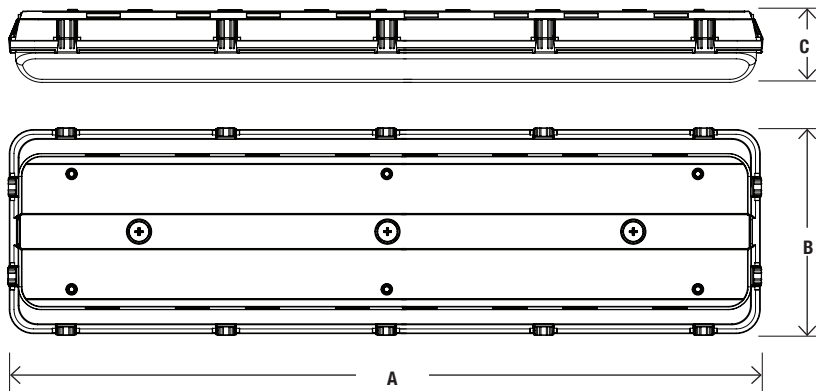
L70 > 100,000 hours based on LM-80 results and TM-21 calculations.

TECHNICAL SPECIFICATION

| | |
|---------------------|---------------------------|
| CCT | 3500K/4000K/5000K |
| CRI | 80+ |
| DIMMING | 1-10V dimming |
| BEAM ANGLE | 110° |
| VOLTAGE | 120V-277V, 50/60 Hz |
| CURRENT | 0.9 - 0.33A |
| POWER FACTOR | >0.9 |
| THD | ≤10% |
| WORKING TEMPERATURE | -40°F ~ 122°F |
| IP RATING | IP66 |
| WARRANTY | 5 year limited (Standard) |







DIMENSION







| DIMENSION | PT-VS-WD-4F-HW-3CP |
|--------------|--------------------|
| A | 49.2" |
| B | 12.3" |
| C | 4.25" |
| Net Weight | 14.5 lbs |
| Gross Weight | 17.5 lbs |

| | | | | |
|-----------------|---------------|-------|-------|-------|
| Catalog Number: | Project Name: | Note: | Date: | Type: |
|-----------------|---------------|-------|-------|-------|

ORDERING SAMPLE: **PT-VS-WD-4F-HW-3CP-PT-BTN-PT-ENG-25W**

| Fixture | | | Controls/Sensors ³ | | |
|----------|----------------|---|---|--|---|
| Series | Size | CCT/Wattage | TEELIO ¹ | Analog Sensors | Remote |
| PT-VS-WD | 4F (4'-footer) | HW-3CP (150W/175W/200W) (35K/40K/50K) | _ Blank  PT-BTN Internally Installed Low Voltage Bluetooth Node  PT-A-EMS-MW Microwave Eco Sensor | _ Blank  PT-MSH-LV-MW Internally Installed Microwave Motion Sensor | _ Blank  MSH-RC2 Remote Control Unit |

| Add-On ³ | Mounting | Fixture Add-on ³ | Other Option |
|---|---|--|--|
| EM Battery _ Blank  PT-EMG-25W 25W Low Output EM Battery Pack (Internal installation) | Surface Mount _ Blank  SM Surface Mount Included)  V-HOOK Suspended Mount Included) | Transformer² _ Blank  PT-SDT-325 325 VA Step down Transformer (Remote installation) | Warranty _ Blank (5 year standard) 7YR 7-year Limited Warranty 10YR 10-year Limited Warranty |

¹ **DOWNLOAD THE TEELIO APP**



² **TRANSFORMER**


PT-SDT-325 is a step-down auto-transformer designed to convert high voltage, low current power into low voltage, high current power. It has a maximum power rating of 325VA, which makes it suitable for use in a variety of applications, such as electrical power transmission, distribution, and electronic devices. Remote installation.

³ **SOLD SEPARATELY**

| | | | | |
|-----------------|---------------|-------|-------|-------|
| Catalog Number: | Project Name: | Note: | Date: | Type: |
|-----------------|---------------|-------|-------|-------|

LUMEN PACKAGES

(Delivered lumens are based on the actual IES results)

| CATALOG NUMBER | WATTAGE | CCT | DELIVERED LUMENS | EFFICACY (LM/W) | DLC ID |
|---|---------|-------|------------------|-----------------|----------|
| <div><p>PT-VS-WD-4F-HW-3CP</p></div> | 150W | 3500K | 23,832 | 158 | S-WVDGJV |
| | | 4000K | 24,596 | 163 | |
| | | 5000K | 24,106 | 160 | |
| | 175W | 3500K | 26,608 | 152 | |
| | | 4000K | 27,705 | 158 | |
| | | 5000K | 27,067 | 154 | |
| | 200W | 3500K | 30,072 | 171 | |
| | | 4000K | 31,021 | 177 | |
| | | 5000K | 30,063 | 171 | |



- WHAT'S IN THE BOX?
- Fixture
 - Installation sheet

QTY/CARTON

1

PIECES