

Catalog Number:	Project Name:	Note:	Date:	Type:
-----------------	---------------	-------	-------	-------

**DESCRIPTION**

Portor's Vaportight series offers an industry-leading performance with deep energy savings and continuous dimming. This fixture is manufactured and designed using a gasketed enclosure to protect against dust, humidity and liquid spray. Suitable for damp and wet location. The compact, slick profile produces uniform and glare free lumen output. Easy installation for both surface-mount and suspended mount.

Perfect application for carports, parking structure lot, hallway and corridor.



**CONSTRUCTION**

Durable solid frame, lens and clips offer protection against dust, humidity and water spray. Pre-fabricated paint with matte white finished. Slim profile design makes it easy for installation.

**ELECTRICAL**

Luminaire is built with the highest quality driver that is universal voltage (120-277V), uses highly-efficient LED packages to ensure cool temperatures for long lasting life span.

**OPTICAL SYSTEM**

Diffuser lens reduces glare and improves overall energy efficiency.

**DIMMING**

Continuous dimming (0-10V) comes standard. Compatible with dimmers, sensors and controls for deeper energy-savings.

**ENERGY SAVINGS**

Over 50% energy savings than traditionally fluorescent fixtures, low heat productions requires less maintenance and operation cost.

**LISTING**

UL Listed, RoHS, DLC Premium Listed, LM70 TM-21 @ 158°F

**WARRANTY**

5 year Limited Warranty, Rated for 50,000 hours.  
See Warranty documentation for details.

	WATTAGE	DELIVERED LUMENS	EFFICACY
<b>4'</b>	45W	6120 @ 4000K	136 lm/W
		6165 @ 5000K	137 lm/W
<b>8'</b>	75W	10200 @ 4000K	137 lm/W
		10275 @ 5000K	137 lm/W

**TECHNICAL SPECIFICATION**

CCT	4000K, 5000K
CRI	80+
DIMMABLE	0-10V Continuous Dimming (10%-100%)
BEAM ANGLE	110°
VOLTAGE	120V-277V
POWER FREQUENCY	50/60 Hz
POWER FACTOR	>0.9
THD	≤10%
TEMPERATURE RATED	-49°F ~ 113°F
IP RATING	IP65
WARRANTY	5 year limited

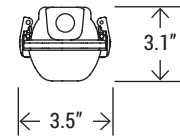
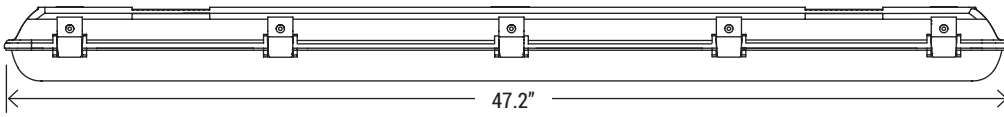


ORDERING SAMPLE:  -  -  -  -  -

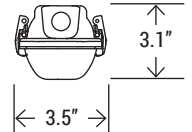
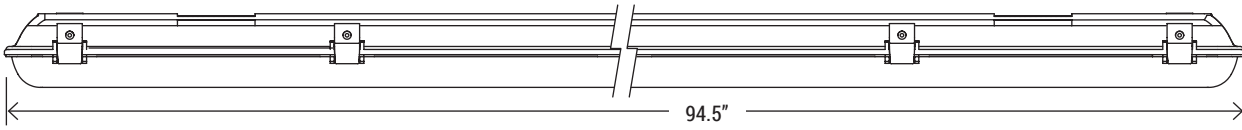
Series	Size	Wattage	CCT	Accessories/Options	
				Mounting	Other
PT-VT1 LED Vaportight Series	4F (4-footer)	45W (for 4-footer)	40K (4000K)	___ Blank (Standard surface mount) V-HOOK	A-CBL
	8F (8-footer)	75W (for 8-footer)	50K (5000K)		

Catalog Number:	Project Name:	Note:	Date:	Type:
-----------------	---------------	-------	-------	-------

**DIMENSION**



**4'** PT-VT1-45W




**8'** PT-VT1-75W

**MOUNTING OPTION**



SM  
Surface mount



V-HOOK  
Suspended Mount



A-CBL  
Aircraft Cable



DLC LISTING

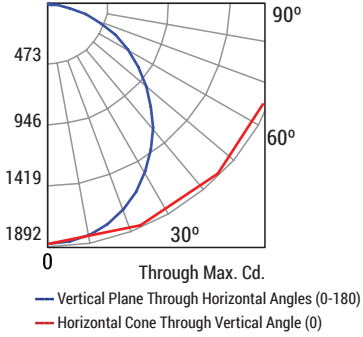
CATALOG NUMBER	WATTAGE	DELIVERED LUMENS	EFFICACY	DLC PRODUCT ID	CLASSIFICATION
PT-VT1-4F-45W-40K	45W	6120	136 lm/W	PLFYTJSFZ2L8	PREMIUM
PT-VT1-4F-45W-50K		6165	137 lm/W	PLZ5EQ368U01	
PT-VT1-8F-75W-40K	75W	10200	137 lm/W	PLDH3XJKDVR	PREMIUM
PT-VT1-8F-75W-50K		10275	137 lm/W	PLKFYAH8GZNI	

Catalog Number:	Project Name:	Note:	Date:	Type:
-----------------	---------------	-------	-------	-------

**PHOTOMETRY**

<b>PT-VT1-4FT</b>	<b>Wattage: 45W</b>	<b>Delivered lumens: 5799</b>	<b>Efficacy: 131 lm/W</b>	<b>CCT: 4000K</b>	<b>CRI: 80</b>
-------------------	---------------------	-------------------------------	---------------------------	-------------------	----------------

Maximum Candela : 1892



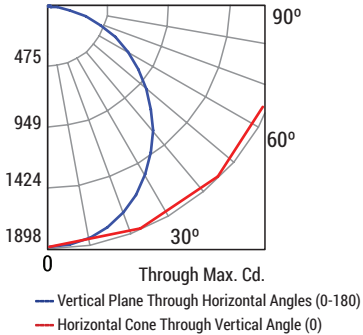
RCR	Coefficients of Utilization											
	20%											
	80%			70%			50%			30%		
0	10%	20%	30%	40%	50%	60%	70%	80%	90%	100%	110%	120%
0	118	118	118	118	115	115	115	115	108	108	108	108
1	106	101	96	92	103	98	94	90	93	89	86	86
2	96	88	80	74	93	85	79	73	77	72	68	68
3	88	77	68	61	85	75	67	60	71	64	59	59
4	80	68	59	52	77	66	58	51	63	56	50	50
5	74	60	51	44	71	59	50	44	56	49	43	43
6	68	54	45	39	66	53	45	38	51	43	38	38
7	63	49	40	34	61	48	40	34	46	39	33	33
8	59	45	36	30	57	44	36	30	42	35	29	29
9	55	41	33	27	53	41	33	27	39	32	27	27
10	51	38	30	25	50	37	30	25	36	29	24	24

CP Summary		
	0°	90°
0°	1892.000	1892.000
5°	1882.100	1883.400
15°	1794.700	1815.200
25°	1631.900	1673.400
35°	1405.700	1486.900
45°	1143.500	1271.600
55°	864.300	1050.100
65°	576.000	819.300
75°	297.700	591.600
85°	64.000	384.900
90°	14.400	304.200

Zonal Lumen Summary			
	Lumens	%Lamp	%Fixture
0° - 20°	686.06	11.80	11.80
0° - 30°	1443.27	24.90	24.90
0° - 40°	2340.30	40.40	40.40
0° - 60°	4101.80	70.70	70.70
0° - 80°	5248.53	90.50	90.50
0° - 90°	5508.31	95.00	95.00

<b>PT-VT1-4FT</b>	<b>Wattage: 45W</b>	<b>Delivered lumens: 5824</b>	<b>Efficacy: 131 lm/W</b>	<b>CCT: 5000K</b>	<b>CRI: 80</b>
-------------------	---------------------	-------------------------------	---------------------------	-------------------	----------------

Maximum Candela : 1898.2



RCR	Coefficients of Utilization											
	20%											
	80%			70%			50%			30%		
0	10%	20%	30%	40%	50%	60%	70%	80%	90%	100%	110%	120%
0	118	118	118	118	115	115	115	115	108	108	108	108
1	106	101	96	92	103	98	94	90	93	89	86	86
2	96	88	80	74	93	85	79	73	81	75	70	70
3	88	77	68	61	85	75	67	60	71	64	59	59
4	80	68	59	52	77	66	58	51	63	56	50	50
5	74	60	51	44	71	59	50	44	56	49	43	43
6	68	54	45	39	66	53	45	38	51	43	38	38
7	63	49	40	34	61	48	40	34	46	39	33	33
8	59	45	36	30	57	44	36	30	42	35	30	30
9	55	41	33	27	53	41	33	27	39	32	27	27
10	51	38	30	25	50	37	30	25	36	29	24	24

CP Summary		
	0°	90°
0°	1898.200	1898.200
5°	1885.100	1887.500
15°	1799.600	1816.000
25°	1636.600	1674.000
35°	1411.700	1485.600
45°	1147.700	1268.200
55°	868.600	1040.900
65°	581.700	810.800
75°	300.800	579.700
85°	69.800	374.200
90°	18.400	294.300

Zonal Lumen Summary			
	Lumens	%Lamp	%Fixture
0° - 20°	688.21	11.80	11.80
0° - 30°	1448.59	24.90	24.90
0° - 40°	2349.84	40.30	40.30
0° - 60°	4120.78	70.80	70.80
0° - 80°	5273.34	90.50	90.50
0° - 90°	5533.85	95.00	95.00