

Catalog Number:	Project Name:	Note:	Date:	Type:
-----------------	---------------	-------	-------	-------

Designed for durability and versatility, the IP65 Rated The PT-WPC Circle Series Wall Pack is ideal for wet locations such as processing workshops, storage warehouses, steel mills, toll booths, waiting rooms, and railway station platforms.

This robust wall pack ensures reliable performance and superior illumination in challenging environments.



WITH INTEGRATED PHOTOCELL

CONSTRUCTION

Made from die-cast aluminum, offering excellent heat dissipation and long-lasting quality. The IP65 rating ensures protection against water and dust, making it perfect for outdoor and industrial settings.

PHOTOCELL

Internal photocell design which can automatically turn on at dusk and turn off at dawn for up to 70% of energy saving.

OPTICAL SYSTEM

PC lens designed to reduce glare and improve over-all light distribution through precision formed LED optics.

ELECTRICAL

Luminaire is built with the highest quality driver that is universal voltage (120-277V), uses highly-efficient LED packages to ensure cool temperatures for long lasting life span.

LISTING

UL Listed, DLC Premium Listed, IP65 Rated, RoHS

LIFESPAN

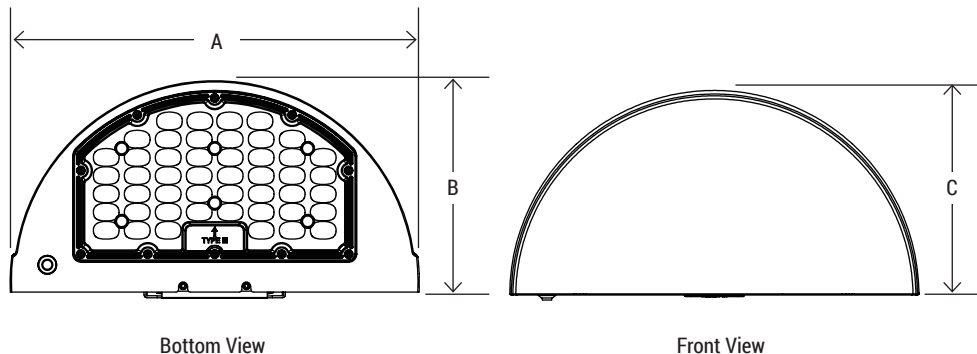
L70 > 50,000 hours

TECHNICAL SPECIFICATION

CCT	3000K/4000K/5000K
CRI	80+
DIMMING	0-10V dimming
SENSOR	Integrated photocell
VOLTAGE	120V-277V
POWER FREQUENCY	50/60 Hz
POWER FACTOR	>0.9
WORKING TEMPERATURE	-40°F ~ 104°F
IP RATING	IP65 Wet Location
WARRANTY	5 year limited (Standard)





DIMENSION



DIMENSION	PT-WPC Series
A	13"
B	6.9"
C	6.5"
Net Weight	5.5 lbs
Gross Weight	7 lbs

Catalog Number:	Project Name:	Note:	Date:	Type:
-----------------	---------------	-------	-------	-------

ORDERING SAMPLE: PT-WPA-HW-3CP-PT-EMA-8W

PT-WPR	HW	3CP	
Fixture			Add-On ³
Series	Size	CCT/Wattage	EM Battery
PT-WPC	HW (up to 80W)	3CP (48W/64W/80W) (30K/40K/50K)	__ Blank  PT-EMA-25W (HW) 25W EM Battery Pack (Remote installation)
Photocell	Mounting	Fixture Add-on ³	Other Option
Integrated Photocell	Wall Mount	Transformer ²	Warranty
__ Blank	__ Blank	__ Blank  PT-SDT-325 325 VA Step down Transformer (Remote installation)	__ Blank (5 year standard) 7YR 7-year Limited Warranty 10YR 10-year Limited Warranty

² TRANSFORMER


PT-SDT-325 is a step-down auto-transformer designed to convert high voltage, low current power into low voltage, high current power. It has a maximum power rating of 325VA, which makes it suitable for use in a variety of applications, such as electrical power transmission, distribution, and electronic devices. Remote installation.

³ SOLD SEPARATELY

Catalog Number:	Project Name:	Note:	Date:	Type:
-----------------	---------------	-------	-------	-------

LUMEN PACKAGES

(Delivered lumens are based on the actual IES results)

CATALOG NUMBER	WATTAGE	CCT	DELIVERED LUMENS	EFFICACY (LM/W)	DLC ID
 PT-WPC-HW-3CP	48W	3000K	7,238	154	S-S37J5H
		4000K	7,599	168	
		5000K	7,440	161	
	64W	3000K	9,233	144	
		4000K	10,012	164	
		5000K	9,700	155	
	80W	3000K	11,213	139	
		4000K	12,274	161	
		5000K	11,977	152	



- WHAT'S IN THE BOX?
- Fixture
 - Installation sheet

QTY/CARTON

1
PIECES