

Catalog Number:	Project Name:	Note:	Date:	Type:
-----------------	---------------	-------	-------	-------

Portor PT-WPH-3CP-4 Series is a luminaire designed to meet your needs. Easily illuminate the right amount of area with optimal lighting; while maintaining a robust, durable housing. The WPH Series is available at 120W and integrates CCT selectable technology with 30K, 40K, and 50K options.

Ideal use for warehouses, walkways, building entry ways, parking lots, retail exteriors and shopping malls.



CONSTRUCTION

The die-cast aluminum is a durable, powder-coated housing sealed by a silicone ring which enables the luminaire to achieve dust and weather resistance. The fixture has been constructed and complies with wet location ratings, IP65.

OPTICS

Borosilicate glass lens designed to reduce glare and improve over-all light distribution through precision formed LED optics. Adjustable (Narrow, Medium & Wide)

ELECTRICAL

Luminaire is built with the highest quality 0-10V dimmable LED driver that operates with Standard Voltage (120V-277V) and is completed with 4KV surge protection.

LISTING

DLC, UL, FCC, IP65 rating

LIFESPAN

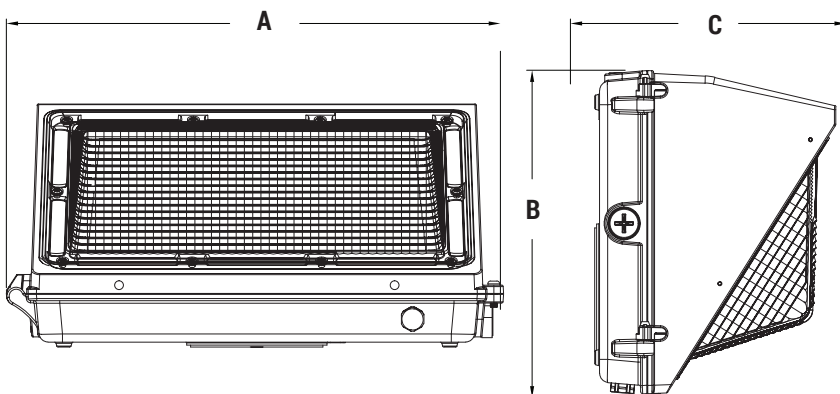
5 year Limited Warranty, L70 50,000 hours.

TECHNICAL SPECIFICATION

CCT	3000K/4000K/5000K
CRI	70
DIMMING	0-10V dimming
VOLTAGE	100V-277V
POWER FREQUENCY	50/60 Hz
CURRENT	0.9 - 0.33A
POWER FACTOR	>0.9
THD	≤20%
WORKING TEMPERATURE	-40°F ~ 113°F
IP RATING	IP65 Wet Location
WARRANTY	5 year limited (Standard)







DIMENSION





CATALOG NO.	PT-WPH-120-3CP-4
A	14.21"
B	9.27"
C	6.92"
Net Weight	8.86 lbs
Gross Weight	10.16 lbs

Catalog Number:	Project Name:	Note:	Date:	Type:
-----------------	---------------	-------	-------	-------

ORDERING SAMPLE: PT-WPH-120-3CP-4-

PT-WPH	120	3CP	4				
Fixture					Controls/Sensors (Sold separately)		
Series	Max Wattage	CCT/Wattage	Series	Finish	TEELIO ¹	Analog Sensors	Remote
PT-WPH	120	3CP (80W/100W/120W) (30K/40K/50K)	4	__ Blank (Bronze) CUSTOM COLOR Powder Coating (Inquire for Details)	__ Blank  PT-BTN Bluetooth Node  PT-BTC-6 6A Bluetooth Power Pack	__ Blank  MS-WP3 Motion Sensor	__ Blank  MSS-RC-100 Remote Control

Add-On ³	Fixture Add-on ³	Other Option
EM Battery	Transformer ²	Warranty
__ Blank  PT-EMN-15W-155 15W Low Output EM Battery Pack (Internal installation)	__ Blank  PT-SDT-325 325 VA Step down Transformer (Remote installation)	__ Blank (5 Year Standard) 7YR 7 Year Limited Warranty 10YR 10 Year Limited Warranty

¹DOWNLOAD THE TEELIO APP



²TRANSFORMER


PT-SDT-325 is a step-down auto-transformer designed to convert high voltage, low current power into low voltage, high current power. It has a maximum power rating of 325VA, which makes it suitable for use in a variety of applications, such as electrical power transmission, distribution, and electronic devices. Remote installation.


³SOLD SEPARATELY

Catalog Number:	Project Name:	Note:	Date:	Type:
-----------------	---------------	-------	-------	-------

LUMEN PACKAGES

(Delivered lumens are based on the actual IES results)

CATALOG NUMBER	WATTAGE	CCT	DELIVERED LUMENS	EFFICACY (LM/W)	DLC ID
 PT-WPH-120-3CP-4	80W	3000K	11020	138	--
		4000K	12316	159	
		5000K	12147	152	
	100W	3000K	13521	130	
		4000K	15440	153	
		5000K	15008	143	
	120W	3000K	15672	128	
		4000K	17495	149	
		5000K	16881	137	



WHAT'S IN THE BOX?

- Fixture
- Installation sheet

QTY/CARTON

1
PIECES